

US00D767554S

(12) **United States Design Patent**
Bertrand et al.

(10) **Patent No.:** **US D767,554 S**
(45) **Date of Patent:** **** Sep. 27, 2016**

(54) **PHONE COVER**

(71) Applicant: **Antenna79, Inc.**, Encinitas, CA (US)

(72) Inventors: **Blaise Bertrand**, San Francisco, CA (US); **Stephen Kim**, San Francisco, CA (US); **Albert Han Leung**, San Francisco, CA (US); **Francois Rybarczyk**, San Francisco, CA (US)

(73) Assignee: **Antenna79, Inc.**, Encinitas, CA (US)

(**) Term: **15 Years**

(21) Appl. No.: **29/542,400**

(22) Filed: **Oct. 14, 2015**

Related U.S. Application Data

(62) Division of application No. 29/454,146, filed on May 7, 2013, now Pat. No. Des. 741,310.

(51) **LOC (10) Cl.** **14-03**

(52) **U.S. Cl.**
USPC **D14/250**

(58) **Field of Classification Search**
USPC D14/250, 138 AA, 138 AB, 138 AD, D14/138 G, 217, 238.1, 248, 251-253, 346, D14/356, 440, 496, 203.5, 203.8; D13/103, D13/107, 108; D3/201, 218, 247, 269, 273, D3/301, 303

See application file for complete search history.

(56) **References Cited**

U.S. PATENT DOCUMENTS

D144,114 S * 3/1946 Kaplan D3/245
D343,366 S * 1/1994 Dreher D10/104.1
D420,363 S * 2/2000 Arrington
D589,486 S * 3/2009 He D14/138 AB
D589,505 S * 3/2009 He D14/248
D590,823 S * 4/2009 Wong D14/248
D597,089 S * 7/2009 Khan D14/250
D599,788 S * 9/2009 Nuovo D14/248

D608,752 S * 1/2010 He D14/138 AA
D623,180 S * 9/2010 Diebel
D624,046 S * 9/2010 Lee et al. D14/138 G
D626,527 S * 11/2010 Park D14/138 AB
D644,216 S * 8/2011 Richardson et al.
D645,015 S * 9/2011 Lee D14/138 G
D645,834 S * 9/2011 Lee D14/138 AD
D649,539 S * 11/2011 Hong
D655,281 S * 3/2012 Turocy

(Continued)

Primary Examiner — Barbara Fox

Assistant Examiner — Lilyana Bekic

(74) *Attorney, Agent, or Firm* — Cooley LLP

(57) **CLAIM**

The ornamental design for a phone cover, as shown and described.

DESCRIPTION

FIG. 1 is a front perspective view of a phone cover, showing the new design;

FIG. 2 is a rear perspective view of the phone cover illustrated in FIG. 1;

FIG. 3 is a front view of the phone cover illustrated in FIG. 1;

FIG. 4 is a rear view of the phone cover illustrated in FIG. 1;

FIG. 5 is a left side view of the phone cover illustrated in FIG. 1;

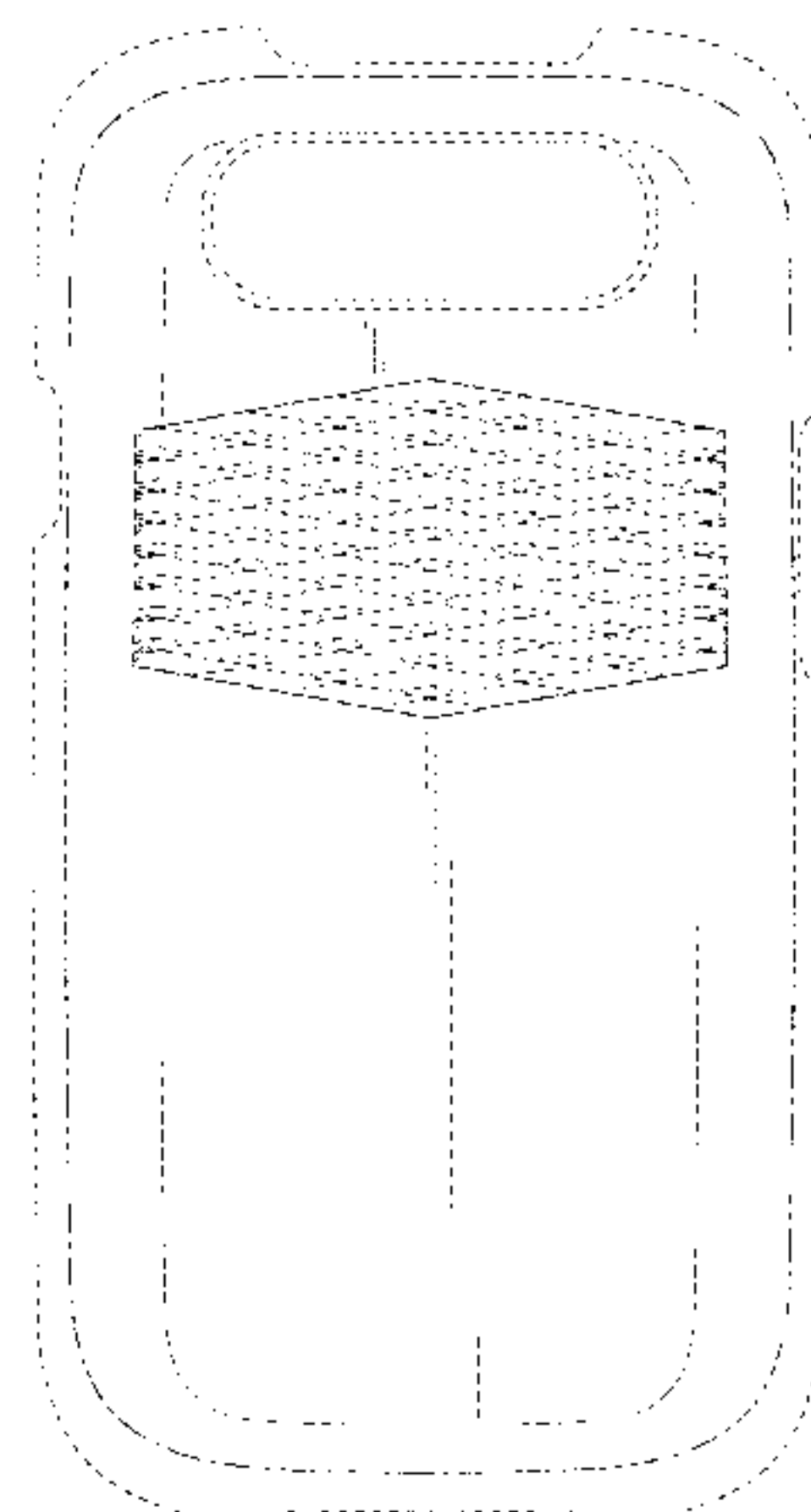
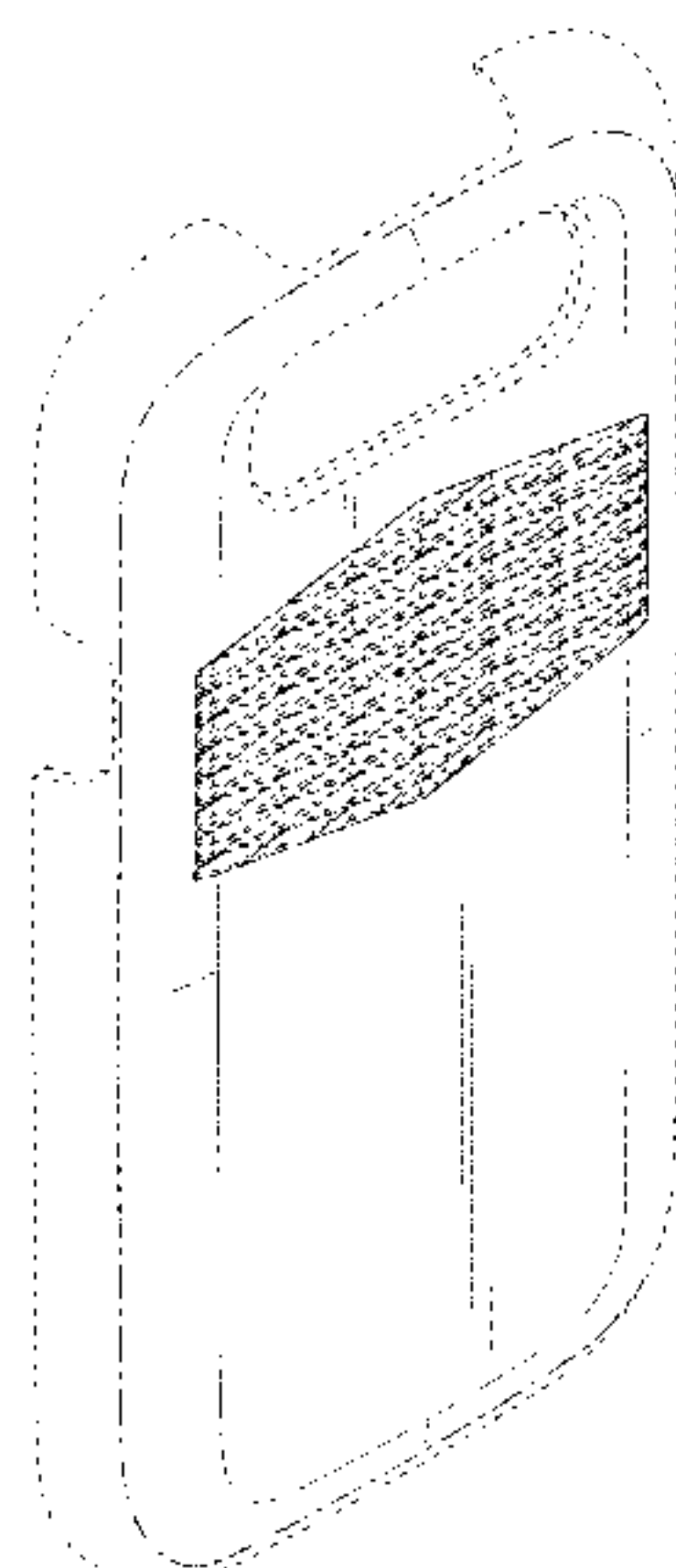
FIG. 6 is a right side view of the phone cover illustrated in FIG. 1;

FIG. 7 is a top view of the phone cover illustrated in FIG. 1; and,

FIG. 8 is a bottom view of the phone cover illustrated in FIG. 1.

The evenly-spaced broken lines shown in the drawings represent portions of the phone cover that form no part of the claimed design. The dot-dash broken lines illustrate a boundary of the claimed design and form no part of the claimed design.

1 Claim, 6 Drawing Sheets



(56)

References Cited

U.S. PATENT DOCUMENTS

D662,923 S 7/2012 Piedra et al.
 D662,926 S * 7/2012 Fahrendorff D14/250
 D662,928 S * 7/2012 Fahrendorff D14/250
 D669,458 S 10/2012 Wilson et al.
 D669,889 S * 10/2012 Li D14/248
 D671,745 S * 12/2012 Wyner D3/301
 D673,554 S 1/2013 Simmer
 D678,871 S 3/2013 Mishan et al.
 D679,699 S 4/2013 Piedra et al.
 D680,107 S 4/2013 Piedra et al.
 D681,620 S 5/2013 Huskinson

D683,723 S * 6/2013 Murchison D14/250
 D685,364 S * 7/2013 Murchison D14/250
 D686,606 S 7/2013 Hong
 D686,607 S 7/2013 Hong
 D697,905 S 1/2014 Chang et al.
 D709,488 S 7/2014 Bulkley et al.
 D709,868 S 7/2014 Witter et al.
 D712,892 S 9/2014 Hong et al.
 D714,781 S * 10/2014 Lee D14/248
 D715,787 S * 10/2014 Lee D14/250
 D727,886 S * 4/2015 Bertrand D14/250
 D741,310 S * 10/2015 Bertrand D14/250
 D746,274 S * 12/2015 Herbst D14/250
 D749,078 S 2/2016 Bertrand et al.

* cited by examiner

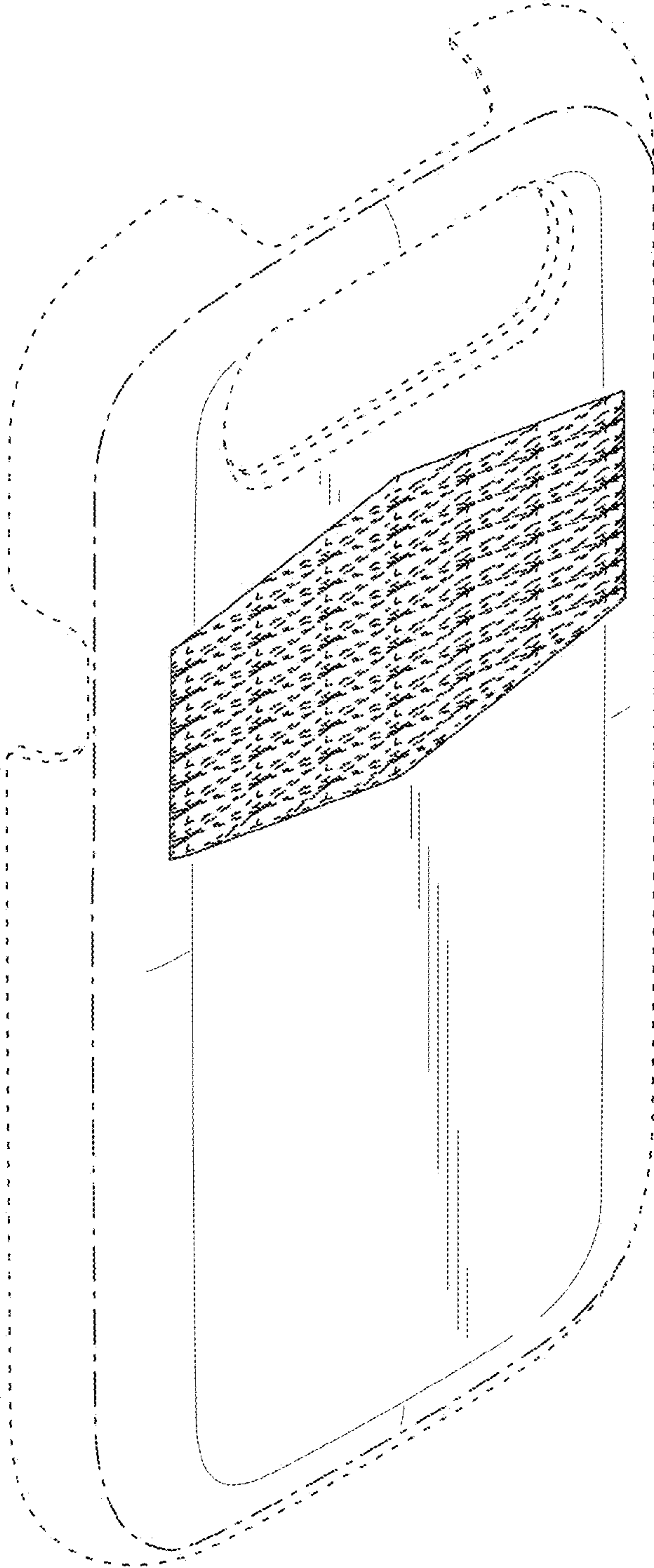


FIG. 1




FIG.2

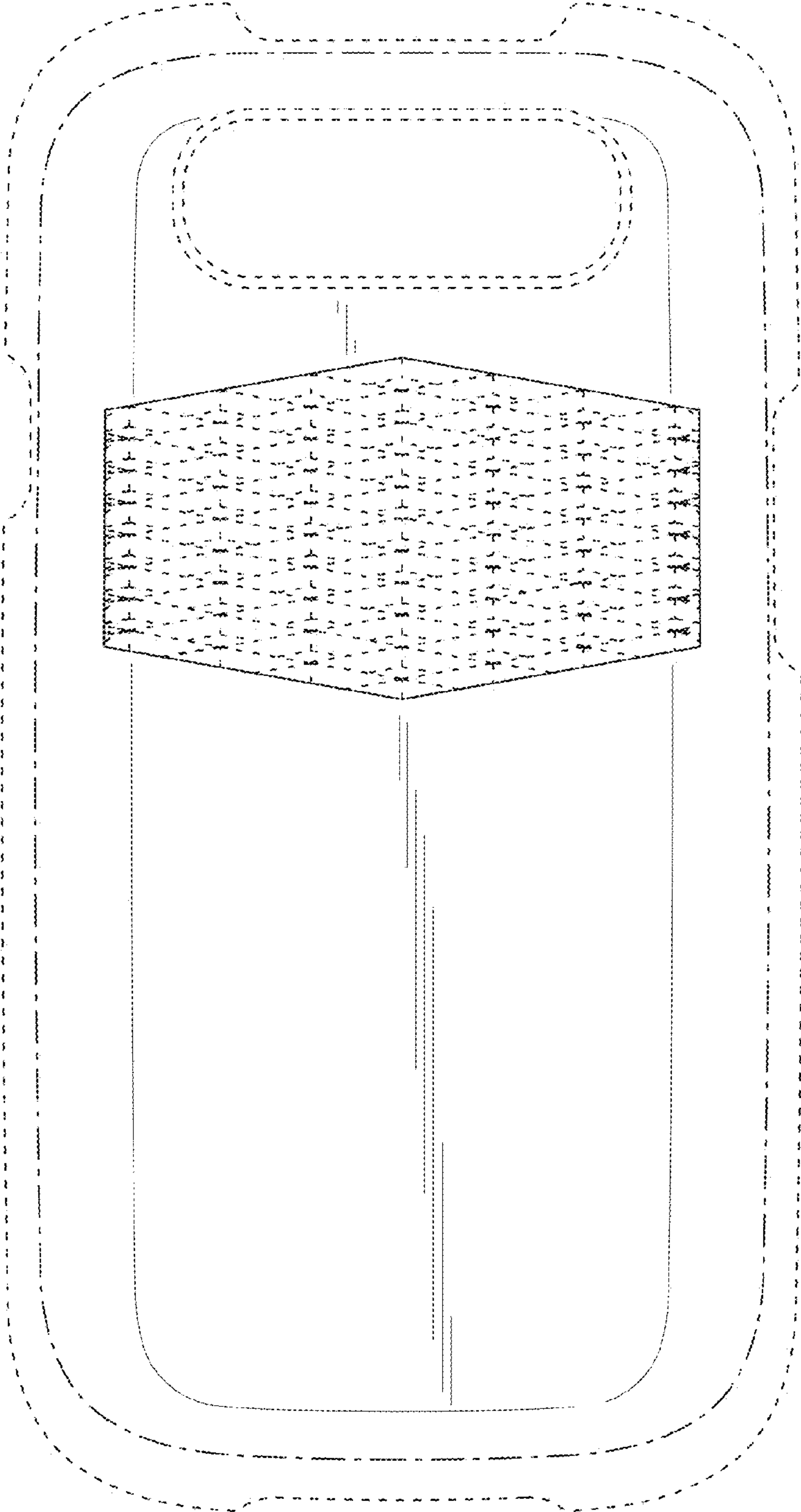


FIG.3




FIG.4

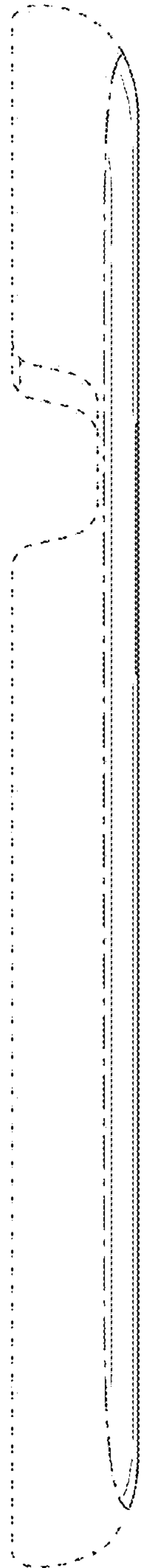


FIG. 5




FIG. 6

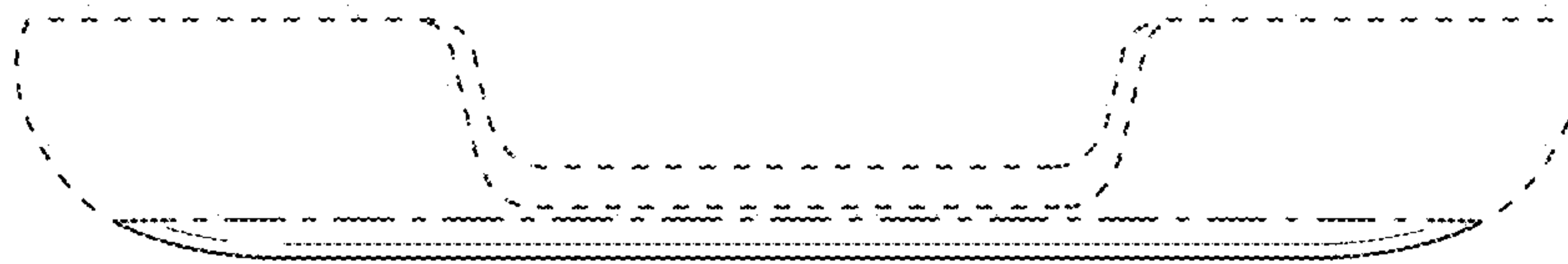


FIG. 7

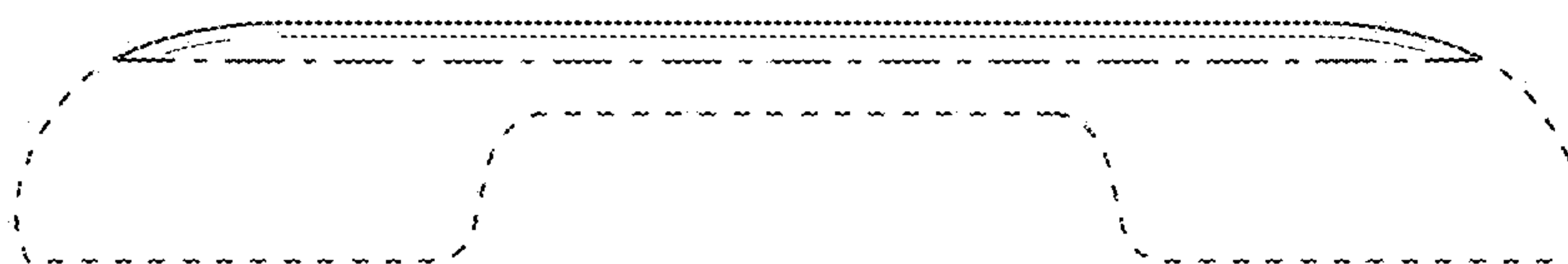


FIG. 8