



US00D767553S

(12) **United States Design Patent** (10) **Patent No.:** **US D767,553 S**
Fathollahi (45) **Date of Patent:** **** *Sep. 27, 2016**

- (54) **CASE**
- (71) Applicant: **Incipio, LLC**, Irvine, CA (US)
- (72) Inventor: **Andy Fathollahi**, Corona Del Mar, CA (US)
- (73) Assignee: **Incipio, LLC**, Irvine, CA (US)
- (*) Notice: This patent is subject to a terminal disclaimer.
- (**) Term: **14 Years**
- (21) Appl. No.: **29/509,006**
- (22) Filed: **Nov. 13, 2014**

Related U.S. Application Data

- (63) Continuation of application No. 29/427,726, filed on Jul. 20, 2012, now Pat. No. Des. 717,774.
- (51) **LOC (10) Cl.** **14-03**
- (52) **U.S. Cl.**
USPC **D14/250**
- (58) **Field of Classification Search**
USPC D14/138 G, 138 AD, 138 AB, 138 AA, D14/203.8, 203.5, 250, 251, 252, 253, 217, D14/496, 440, 346, 248, 238.1, 137, 356; D3/218, 215, 201, 247, 269, 273, 301, D3/303
CPC H04B 1/3888; A45C 11/00; A45C 2011/001; A45C 2011/002; A45C 2011/003; H04M 1/185; H04M 1/0283
See application file for complete search history.

(56) **References Cited**
U.S. PATENT DOCUMENTS

- D337,435 S * 7/1993 Kaneko D3/218
- D562,794 S * 2/2008 Kim D14/138 AD

- D575,056 S * 8/2008 Tan D3/201
- D591,753 S * 5/2009 Nakano D14/436
- D593,056 S * 5/2009 Ooi D14/138 AB
- D597,089 S * 7/2009 Khan D14/250
- 7,789,228 B2 * 9/2010 Zenzai G03B 17/08
206/316.2
- D626,538 S * 11/2010 Brown D14/250
- D631,462 S * 1/2011 Kim D14/138 AB
- D631,463 S * 1/2011 Kim D14/138 AB
- D632,686 S * 2/2011 Magness D14/250
- 8,008,591 B2 * 8/2011 Shi H01H 13/06
200/302.2

(Continued)

Primary Examiner — Barbara Fox
Assistant Examiner — Lilyana Bekic
(74) *Attorney, Agent, or Firm* — Manatt, Phelps & Phillips, LLP


(57) **CLAIM**

I claim the ornamental design for a case, as shown and described.

DESCRIPTION

FIG. 1 is a rear top perspective view of a case showing my new design;
FIG. 2 is a rear bottom perspective view of the case of FIG. 1;
FIG. 3 is a front perspective view of the case of FIG. 1;
FIG. 4 is a front view of the case of FIG. 1;
FIG. 5 is a rear view of the case of FIG. 1;
FIG. 6 is a left side view of the case of FIG. 1;
FIG. 7 is a right side view of the case of FIG. 1;
FIG. 8 is a top end view of the case of FIG. 1; and,
FIG. 9 is a bottom end view of the case of FIG. 1.
The broken lines in FIGS. 1-9 having a dash-dash configuration illustrate portions of the case which form no part of the claimed design.

1 Claim, 5 Drawing Sheets



(56)

References Cited

U.S. PATENT DOCUMENTS

D645,441 S * 9/2011 Choe D14/138 G
 D652,403 S * 1/2012 Fahlgren D14/138 G
 D663,263 S * 7/2012 Gupta D13/103
 D669,445 S * 10/2012 Yeon D14/138 AD
 D673,547 S * 1/2013 Melanson D14/250
 D679,269 S * 4/2013 Fahlgren D14/248
 D679,271 S * 4/2013 Liu D13/103
 D685,776 S * 7/2013 Bau D14/250
 D704,688 S * 5/2014 Reivo D14/250
 D707,216 S * 6/2014 Lee D14/250
 D716,748 S * 11/2014 Wang D14/138 G
 D717,286 S * 11/2014 Veldkamp D14/250
 D717,773 S * 11/2014 Fathollahi D14/250
 D717,774 S * 11/2014 Fathollahi D14/250

D717,777 S * 11/2014 Hemesath D14/250
 D718,292 S * 11/2014 Hemesath D14/250
 D720,711 S * 1/2015 Lin D14/138 G
 D720,714 S * 1/2015 Bonar D14/138 AA
 D720,715 S * 1/2015 Chao D14/138 AA
 D729,784 S * 5/2015 Ryu D14/248
 D730,881 S * 6/2015 Lee D14/248
 D730,882 S * 6/2015 Lee D14/248
 D732,012 S * 6/2015 Tsai D14/250
 D733,086 S * 6/2015 Park D14/138 G
 D735,183 S * 7/2015 Kim D14/250
 9,116,665 B2 * 8/2015 Su G06F 1/1628
 D740,794 S * 10/2015 Choi D14/248
 D741,305 S * 10/2015 Lee D14/248
 2010/0224519 A1 * 9/2010 Kao A45C 11/00
 206/320

* cited by examiner

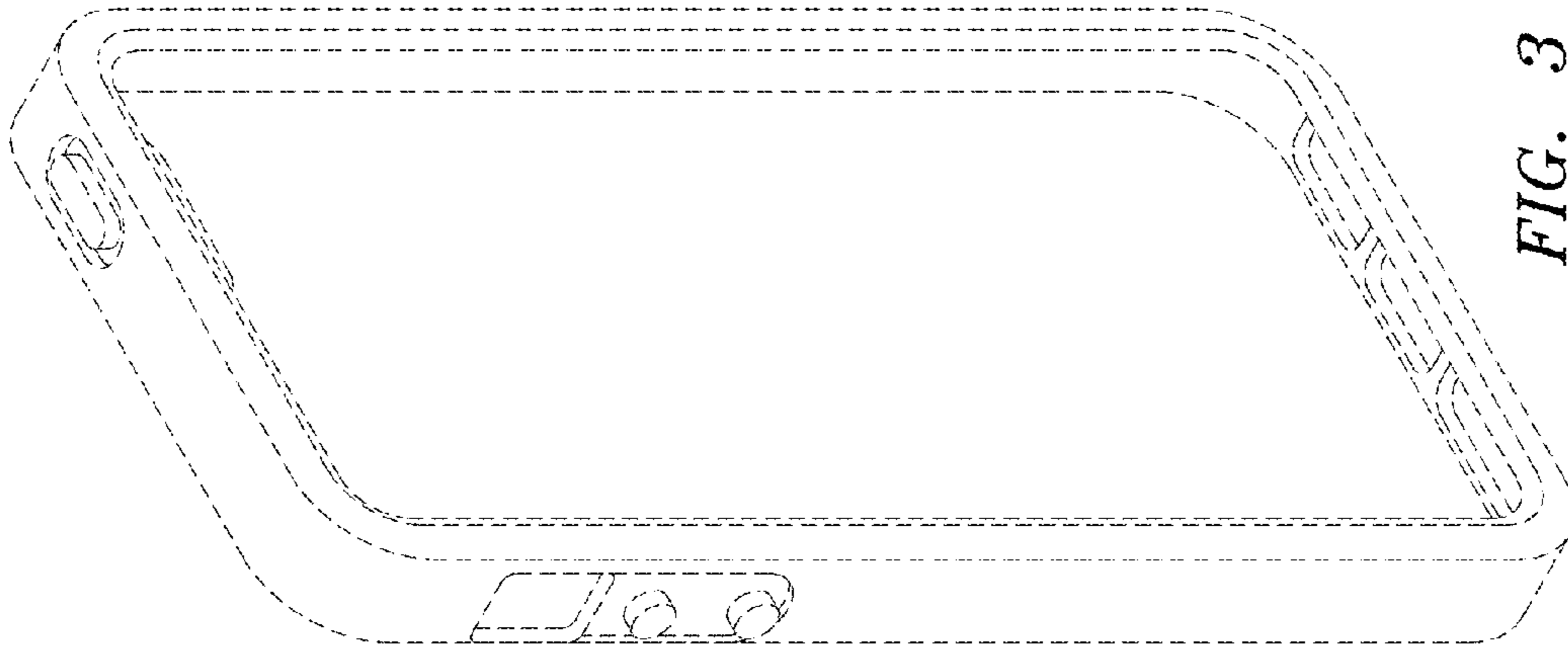


FIG. 3




FIG. 2




FIG. 1




FIG. 4




FIG. 5



FIG. 6



FIG. 7




FIG. 8



FIG. 9