



US00D767547S

(12) **United States Design Patent** (10) **Patent No.:** **US D767,547 S**
Kwak et al. (45) **Date of Patent:** **** Sep. 27, 2016**

(54) **GATEWAY**

(71) Applicant: **SAMSUNG ELECTRONICS CO., LTD.**, Suwon-si (KR)

(72) Inventors: **Jihee Kwak**, Seoul (KR); **Soyoon Jeon**, Guri-si (KR)

(73) Assignee: **SAMSUNG ELECTRONICS CO., LTD.** (KR)

(**) Term: **14 Years**

(21) Appl. No.: **29/502,690**

(22) Filed: **Sep. 18, 2014**

(30) **Foreign Application Priority Data**

Jul. 14, 2014 (KR) 30-2014-0034329

(51) **LOC (10) Cl.** **14-03**

(52) **U.S. Cl.**
USPC **D14/240**

(58) **Field of Classification Search**
USPC D14/240, 242, 357, 358, 125,
D14/140-140.9, 155, 137, 139, 243, 239,
D14/433, 498-506; D24/137-138
CPC H04L 12/00; H03K 17/00; H04W 88/00;
H04W 88/005; H04W 88/02; H04W 88/08;
H04W 88/085; H04W 88/10; H04W 88/12;
H04W 88/14; H04B 1/38

See application file for complete search history.

(56) **References Cited**

U.S. PATENT DOCUMENTS

D295,178 S * 4/1988 Pedinielli D14/242
D321,343 S * 11/1991 Feer D14/242

D348,447 S * 7/1994 Komada D14/357
D405,799 S * 2/1999 Ino D14/240
D463,415 S * 9/2002 Tomino D14/240
D465,216 S * 11/2002 Zdinak D13/164
D470,465 S * 2/2003 Lee D14/125
D472,242 S * 3/2003 Tomino D13/133
D474,772 S * 5/2003 Deguchi D13/133
D485,550 S * 1/2004 Deguchi D14/240
D521,510 S * 5/2006 Yao D14/356
D541,263 S * 4/2007 Yao D14/240
D606,542 S * 12/2009 Lu D14/240

* cited by examiner

Primary Examiner — Bridget L Eland

(74) *Attorney, Agent, or Firm* — Cantor Colburn LLP

(57) **CLAIM**

The ornamental design for a gateway, as shown and described.

DESCRIPTION

FIG. 1 is a perspective view of a gateway showing our new design;

FIG. 2 is a front view thereof;

FIG. 3 is a rear view thereof;

FIG. 4 is a side view thereof;

FIG. 5 is another side view thereof;

FIG. 6 is a top view thereof; and,

FIG. 7 is a bottom view thereof.

The broken lines that are immediately adjacent to the claim, and define unshaded regions, represent the bounds of the claim, while all other broken lines are directed to environment; the broken lines form no part of the claimed design. In addition, the unshaded surface in the FIG. 3 view that directly adjoins the claimed solid line edge forms no part of the claimed design.

1 Claim, 7 Drawing Sheets

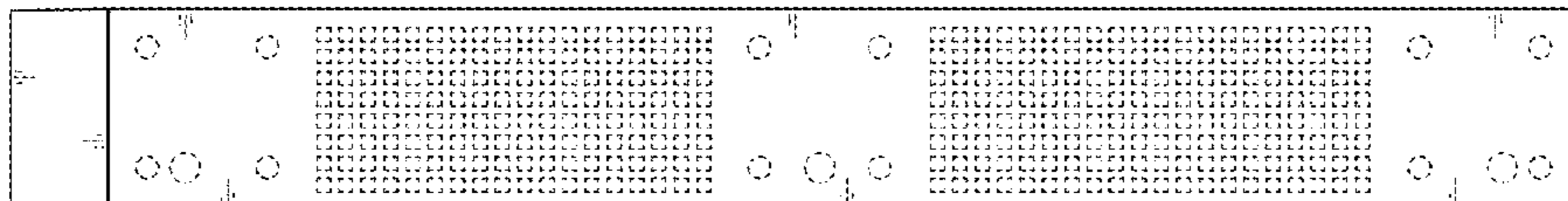
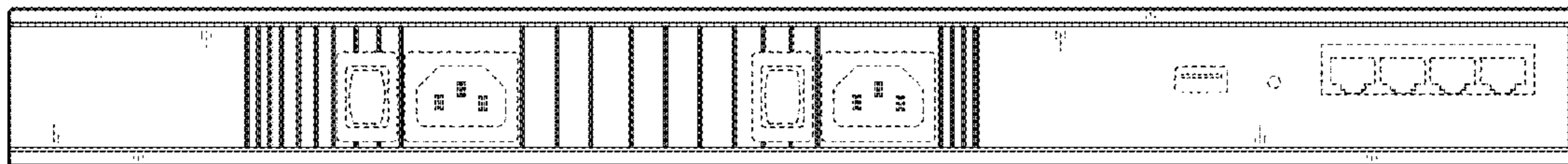


FIG. 1

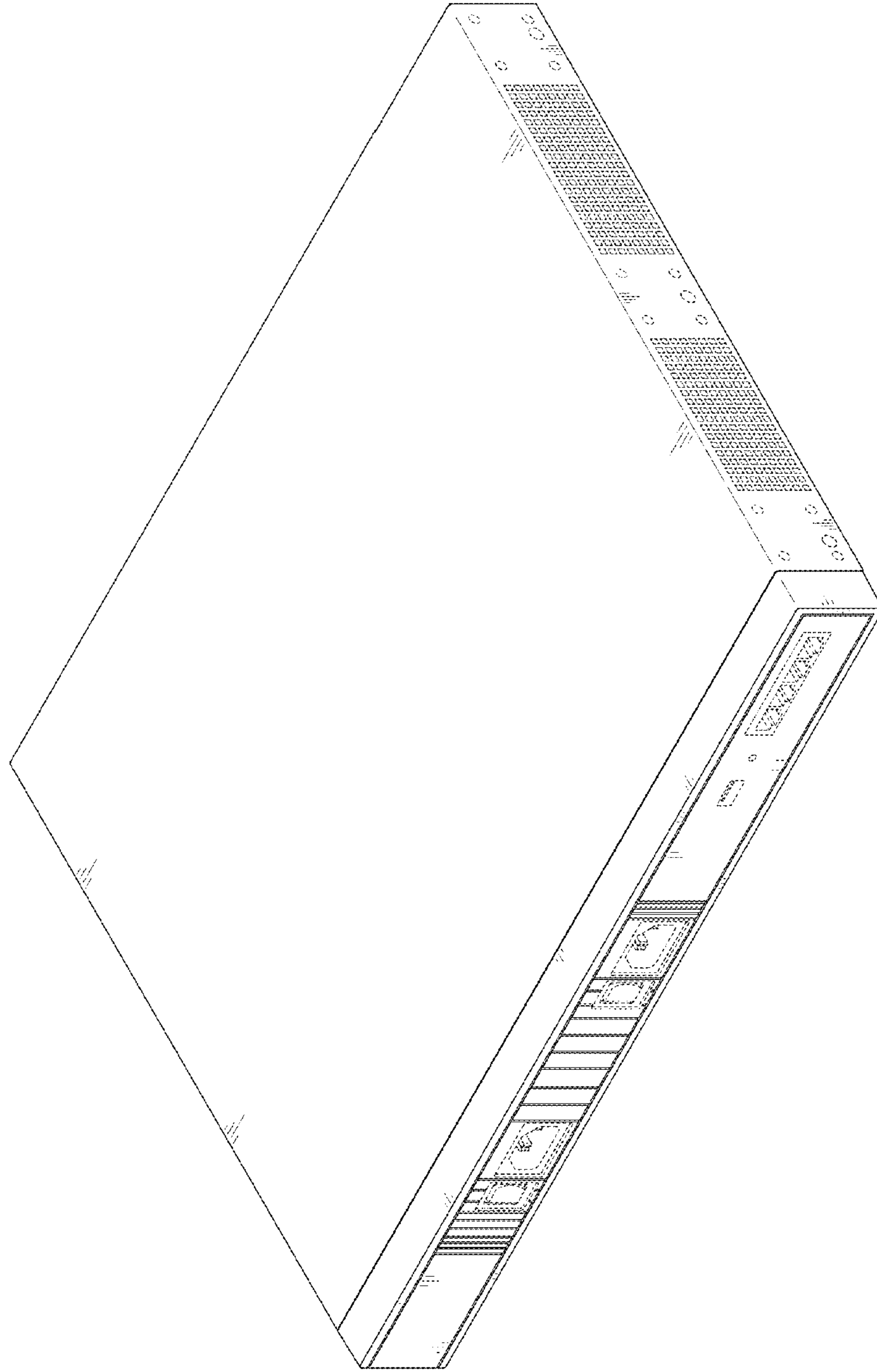


FIG. 2

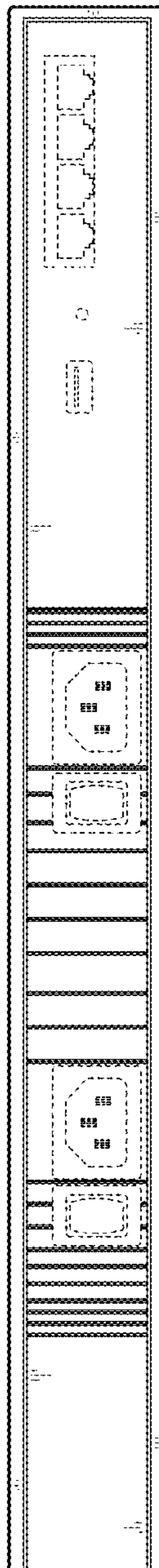


FIG. 3

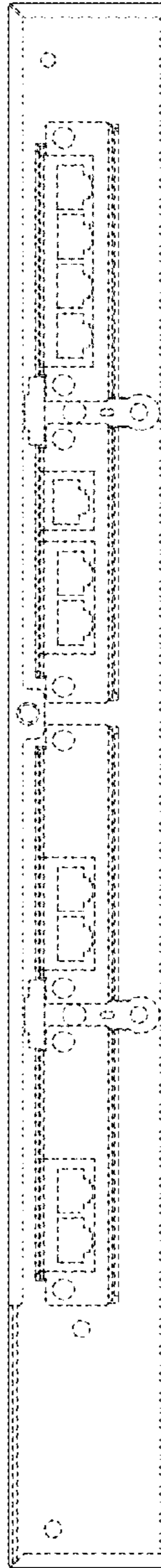


FIG. 4

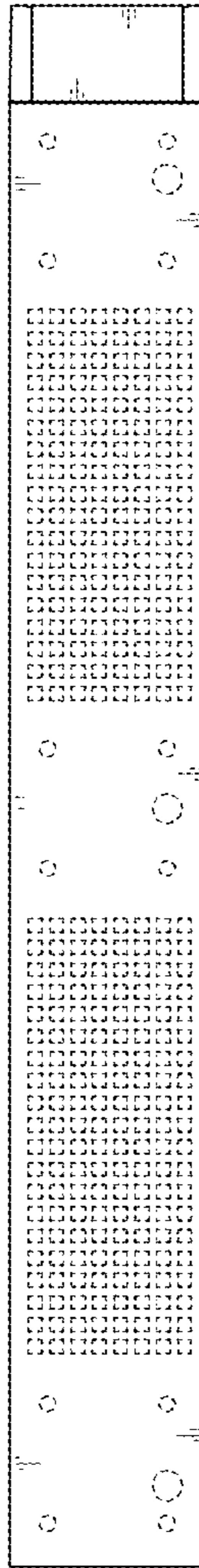


FIG. 5

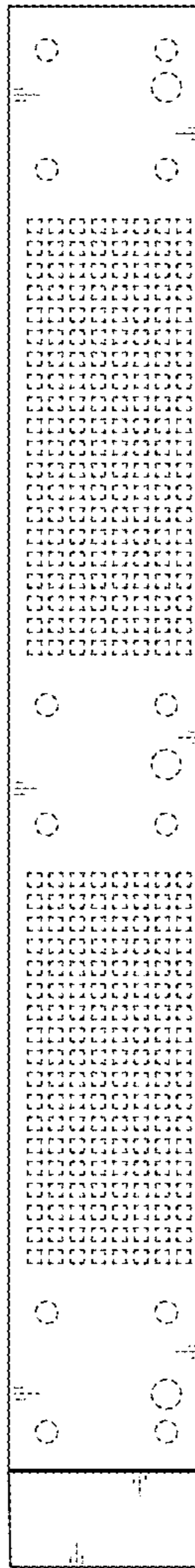


FIG. 6




FIG. 7

