

US00D767543S

(12) **United States Design Patent** (10) **Patent No.:** **US D767,543 S**
Chang (45) **Date of Patent:** **** Sep. 27, 2016**

(54) **ANTENNA**
(71) Applicant: **Airgain, Incorporated**, San Diego, CA (US)
(72) Inventor: **Wei Chang**, Zhang Jia Gang (CN)
(73) Assignee: **Airgain Incorporated**, San Diego, CA (US)

D607,442 S 1/2010 Su et al.
D608,769 S 1/2010 Bufe
D612,368 S 3/2010 Yang et al.
7,705,783 B2 4/2010 Rao et al.
7,729,662 B2 6/2010 Abramov et al.
D621,819 S 8/2010 Tsai et al.
7,843,390 B2 11/2010 Liu
D633,483 S 3/2011 Su et al.
D635,127 S 3/2011 Tsai et al.

(Continued)

(**) Term: **14 Years**

OTHER PUBLICATIONS

(21) Appl. No.: **29/523,748**

<http://www.airgain.com/profile-n2430gnsn>—Published Jul. 16, 2013.*

(22) Filed: **Apr. 13, 2015**

(Continued)

(51) **LOC (10) Cl.** **14-03**

(52) **U.S. Cl.**
USPC **D14/230**

(58) **Field of Classification Search**
USPC D14/138, 230–238.1, 299, 358;
D13/182

CPC H01L 33/48; H01L 33/486; H01L 23/02;
H05K 5/00; H01Q 13/10

See application file for complete search history.

Primary Examiner — Manpreet Matharu
Assistant Examiner — Mojtaba Tehrani
(74) *Attorney, Agent, or Firm* — Clause Eight IPS; Michael Catania

(57) **CLAIM**

The ornamental design for an antenna, as shown and described.

(56) **References Cited**

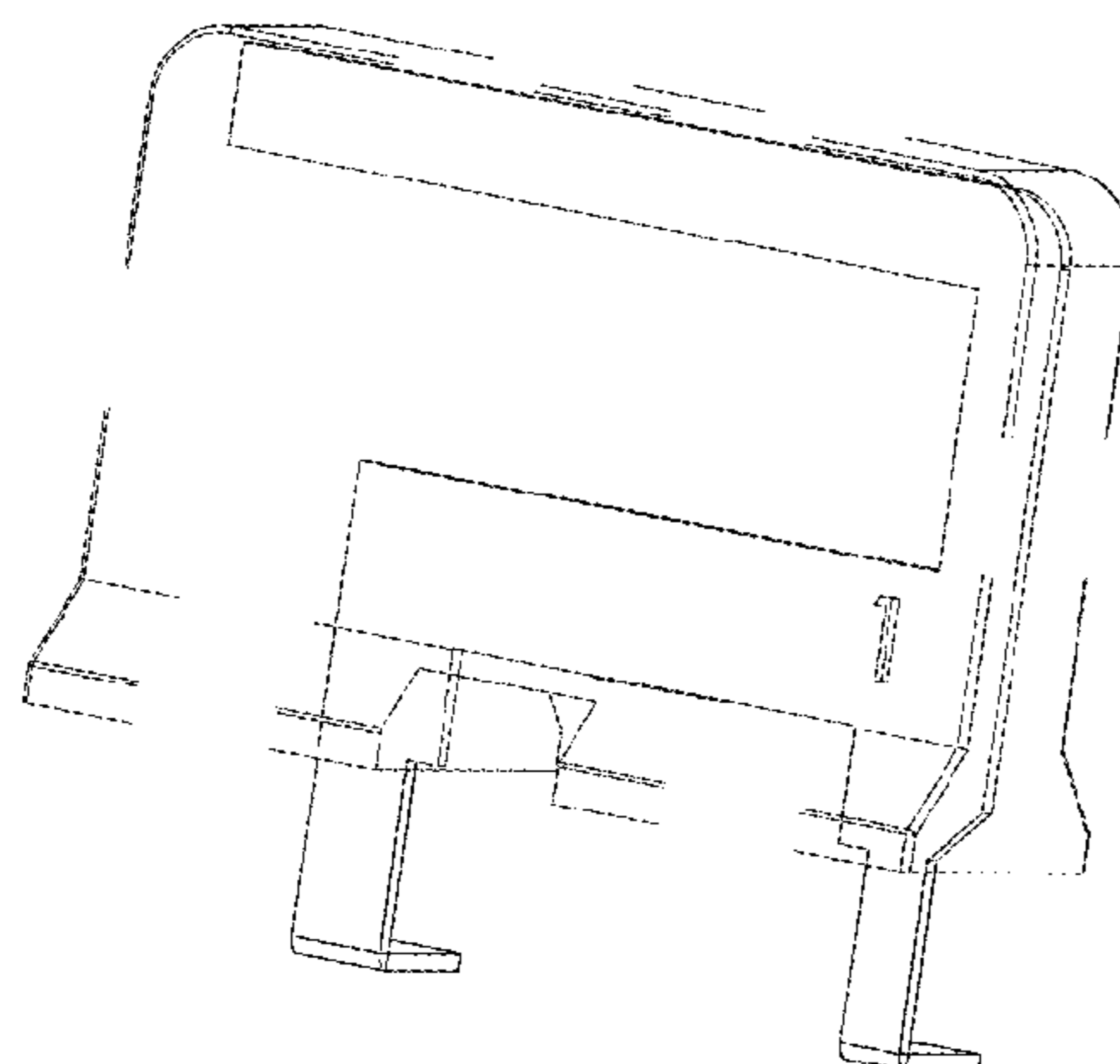
DESCRIPTION

U.S. PATENT DOCUMENTS

D288,803 S * 3/1987 Capawana D13/182
5,032,953 A * 7/1991 Carl H05K 3/303
174/556
7,061,437 B2 6/2006 Lin et al.
7,148,849 B2 12/2006 Lin
7,215,296 B2 5/2007 Abramov et al.
D546,821 S 7/2007 Oliver
D549,696 S 8/2007 Oshima et al.
7,333,067 B2 2/2008 Hung et al.
7,336,959 B2 2/2008 Khitrik et al.
D573,589 S 7/2008 Montgomery et al.
7,405,704 B1 7/2008 Lin et al.
7,477,195 B2 1/2009 Vance
D592,195 S 5/2009 Wu et al.
7,570,215 B2 8/2009 Abramov et al.
D599,334 S 9/2009 Chiang
D606,053 S 12/2009 Wu et al.

FIG. 1 is a front elevation view of an antenna, showing our new design;
FIG. 2 is a side plan view thereof;
FIG. 3 is a bottom plan view thereof;
FIG. 4 is a rear elevation view thereof;
FIG. 5 is a top perspective view thereof;
FIG. 6 is a front elevation view thereof, with unclaimed environment not shown;
FIG. 7 is a side elevation view thereof, with unclaimed environment not shown; and,
FIG. 8 is a bottom plan view thereof, with unclaimed environment not shown.
The broken line in the figure drawings represents unclaimed environment only and forms no part of the claimed design.

1 Claim, 2 Drawing Sheets



(56)

References Cited

U.S. PATENT DOCUMENTS

7,907,971 B2 3/2011 Salo et al.
 D635,560 S 4/2011 Tsai et al.
 D635,963 S 4/2011 Podduturi
 D635,964 S 4/2011 Podduturi
 D635,965 S 4/2011 Mi et al.
 D636,382 S 4/2011 Podduturi
 7,965,242 B2 6/2011 Abramov et al.
 D646,653 S * 10/2011 Sugama D13/182
 D646,654 S * 10/2011 Sugama D13/182
 D646,655 S * 10/2011 Sugama D13/182
 D646,656 S * 10/2011 Sugama D13/182
 D649,962 S 12/2011 Tseng et al.
 D651,198 S 12/2011 Mi et al.
 D653,631 S * 2/2012 Sugama D13/182
 D653,632 S * 2/2012 Sugama D13/182
 D654,059 S 2/2012 Mi et al.
 D654,060 S 2/2012 Ko et al.
 D658,639 S 5/2012 Huang et al.
 D659,129 S 5/2012 Mi et al.
 D659,685 S 5/2012 Huang et al.
 D659,688 S 5/2012 Huang et al.
 8,175,036 B2 5/2012 Visuri et al.
 8,184,601 B2 5/2012 Abramov et al.
 D662,916 S 7/2012 Huang et al.
 8,248,970 B2 8/2012 Abramov et al.
 D671,097 S 11/2012 Mi et al.
 8,310,402 B2 11/2012 Yang
 D676,429 S 2/2013 Gosalia et al.
 D678,255 S 3/2013 Ko et al.
 8,423,084 B2 4/2013 Abramov et al.
 D684,565 S 6/2013 Wei
 D685,352 S 7/2013 Wei
 D685,772 S * 7/2013 Zheng D14/230
 D686,600 S 7/2013 Yang
 D689,474 S 9/2013 Yang et al.
 D692,870 S 11/2013 He

D694,738 S 12/2013 Yang
 D695,279 S 12/2013 Yang et al.
 D695,280 S 12/2013 Yang et al.
 D703,195 S 4/2014 Zheng
 D703,196 S 4/2014 Zheng
 D706,247 S 6/2014 Zheng et al.
 D706,750 S * 6/2014 Bringuier D14/230
 D706,751 S 6/2014 Chang et al.
 D708,602 S 7/2014 Gosalia et al.
 D709,053 S 7/2014 Chang et al.
 D710,832 S 8/2014 Yang
 D710,833 S 8/2014 Zheng et al.
 8,854,265 B1 10/2014 Yang et al.
 D716,775 S 11/2014 Bidermann
 2002/0003499 A1 1/2002 Kouam et al.
 2004/0222936 A1 11/2004 Hung et al.
 2005/0073462 A1 4/2005 Lin et al.
 2005/0190108 A1 9/2005 Lin et al.
 2006/0208900 A1 9/2006 Tavassoli Hozouri
 2007/0030203 A1 2/2007 Tsai et al.
 2008/0150829 A1 6/2008 Lin et al.
 2009/0002244 A1 1/2009 Woo
 2009/0058739 A1 3/2009 Konishi
 2009/0135072 A1 5/2009 Ke et al.
 2009/0262028 A1 10/2009 Mumburu et al.
 2010/0188297 A1 7/2010 Chen et al.
 2010/0309067 A1 12/2010 Tsou et al.
 2011/0006950 A1 1/2011 Park et al.
 2012/0038514 A1 2/2012 Bang
 2012/0229348 A1 9/2012 Chiang
 2012/0242546 A1 9/2012 Hu et al.

OTHER PUBLICATIONS

<http://www.littelfuse.com/products/fuses/automotive-passenger-car/blade-fuses/fk3-80v.aspx>—Created Nov. 7, 2012.*
<http://www.consumabulbs.com/content/blade-fuses.php>—Downloaded Jul. 12, 2016.*

* cited by examiner

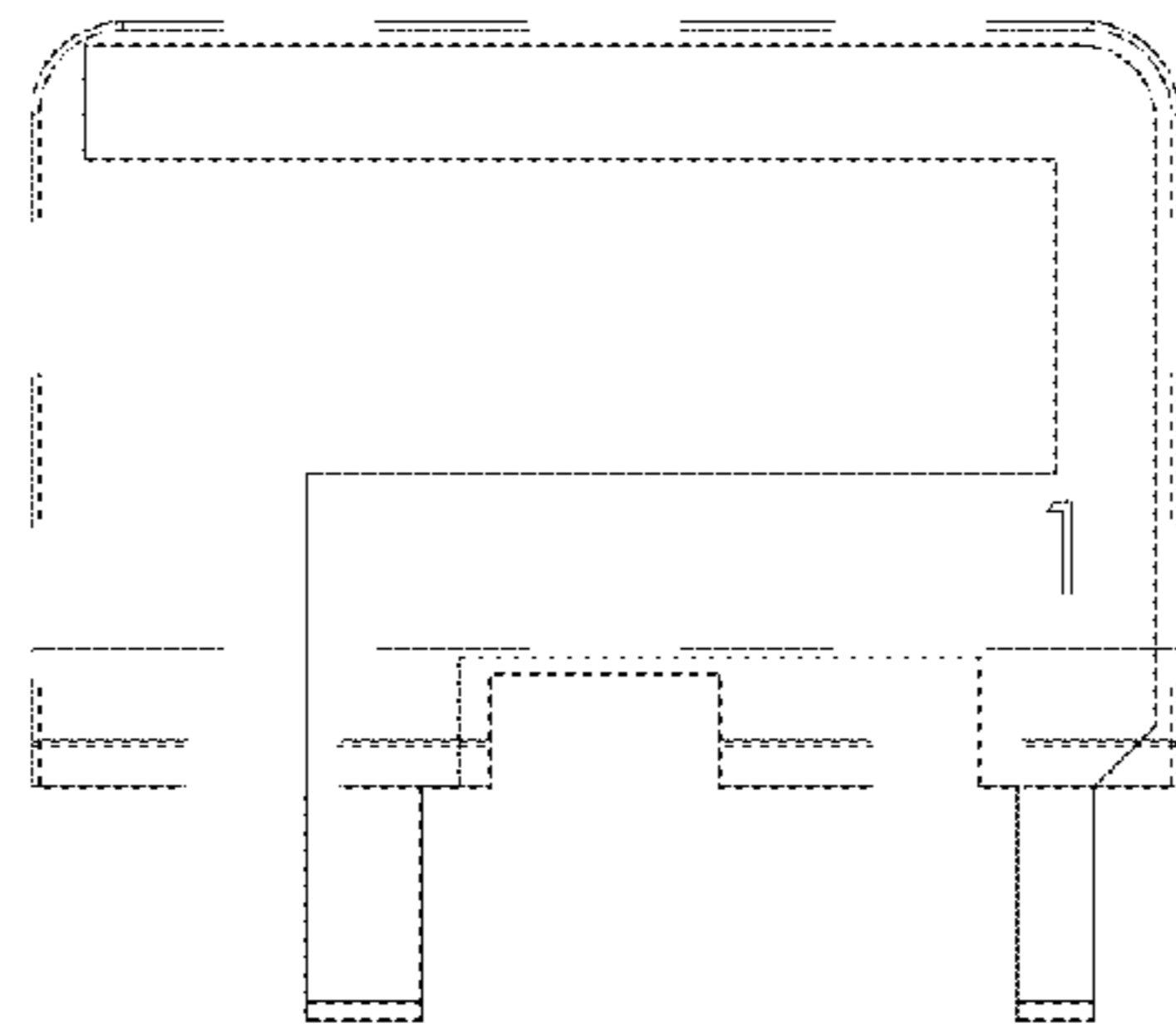


FIG. 1

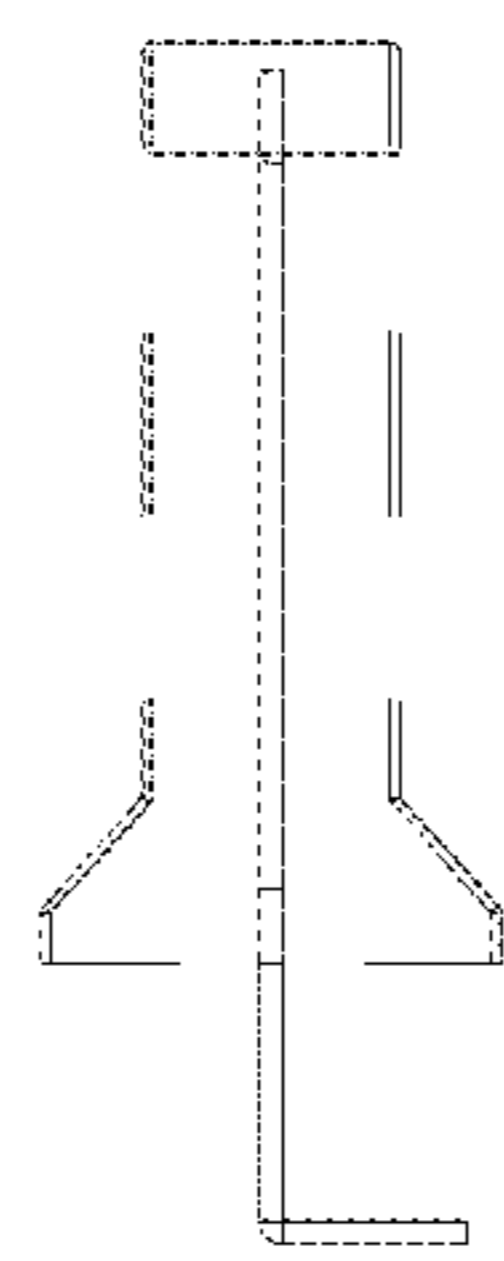


FIG. 2

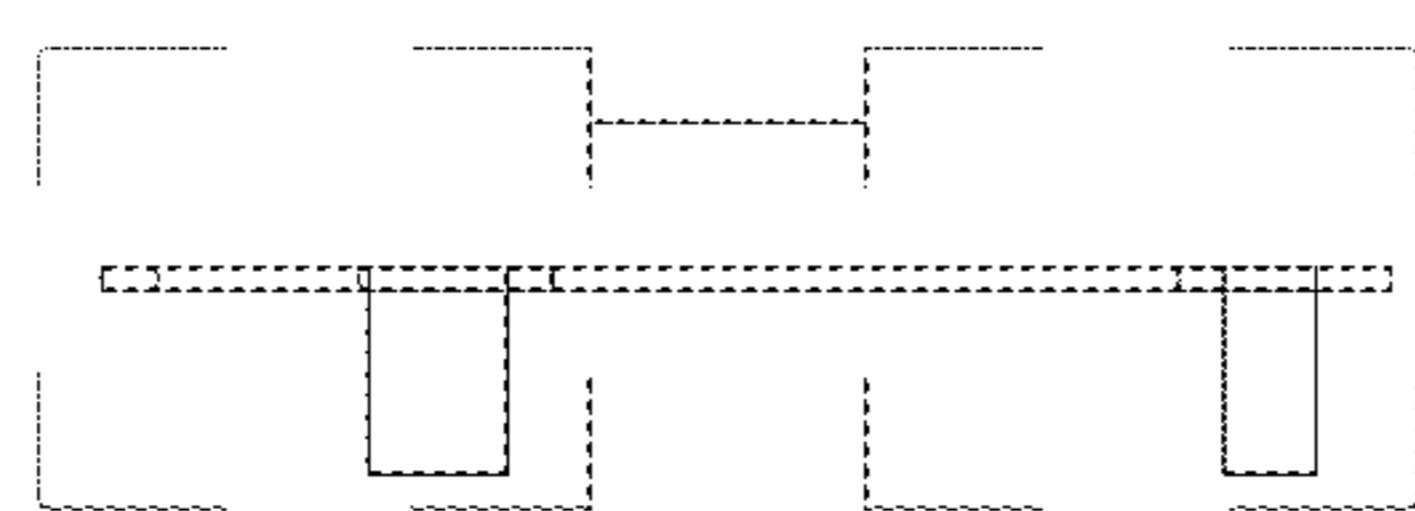


FIG. 3

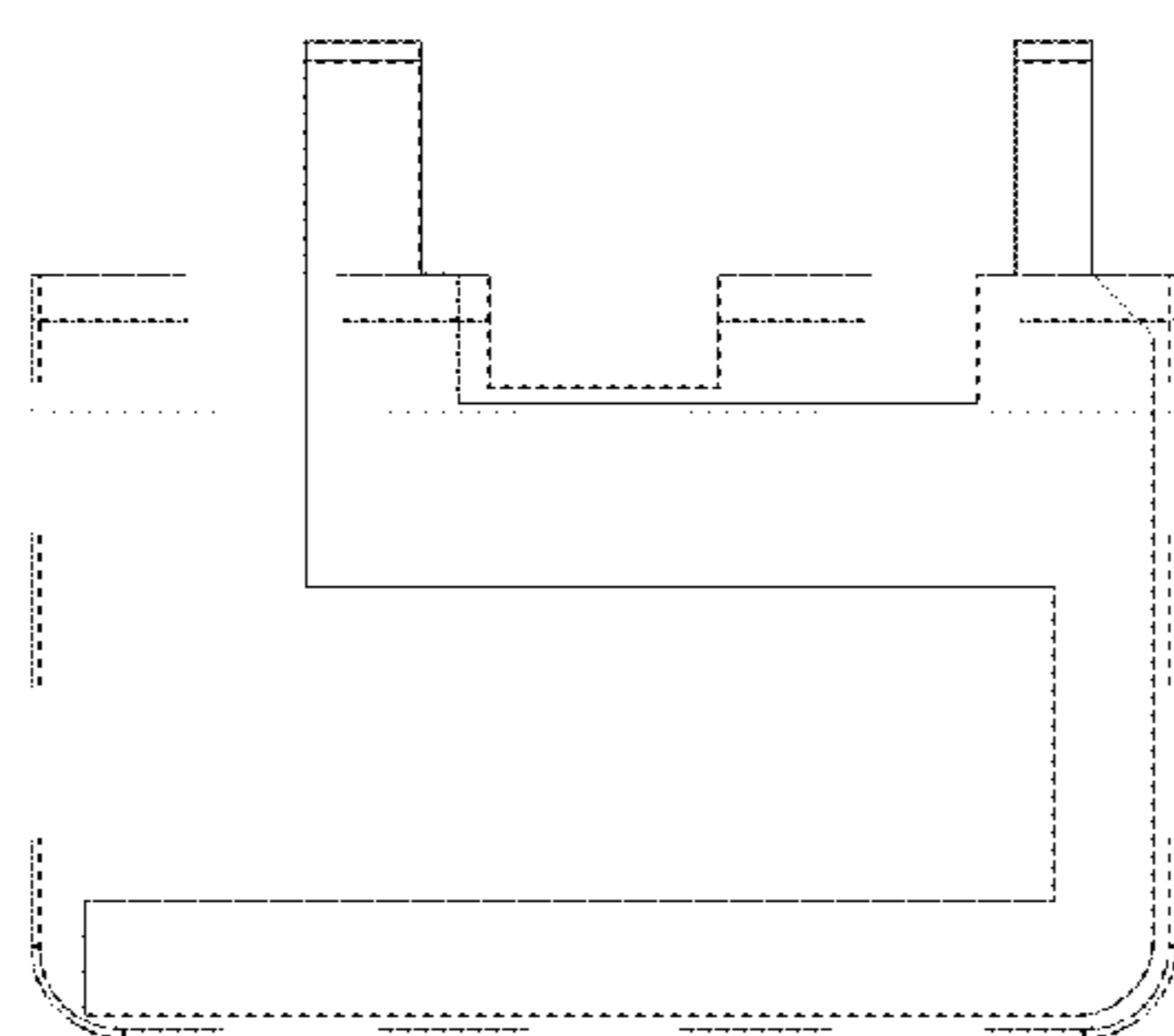


FIG. 4

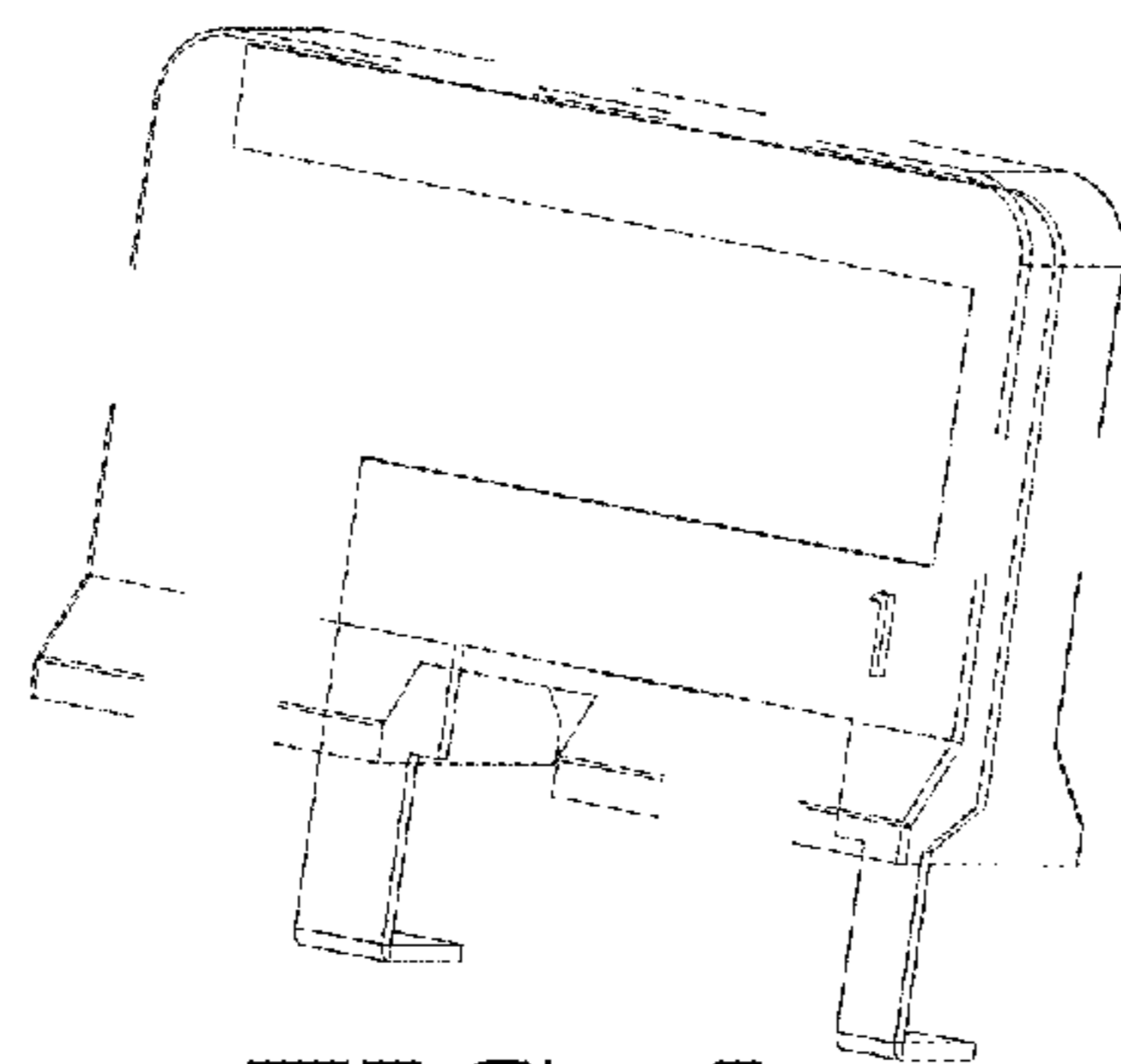


FIG. 5

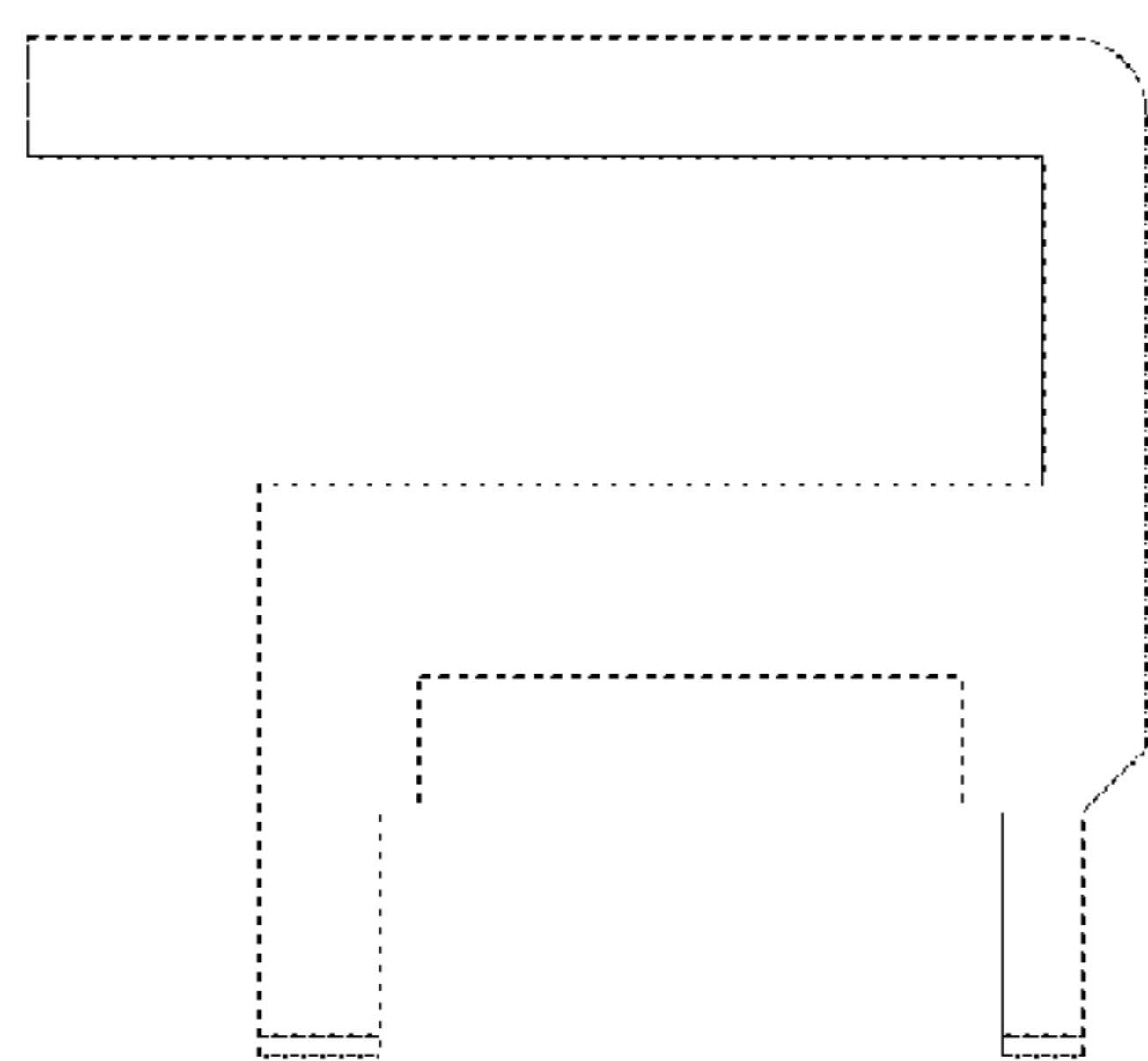


FIG. 6




FIG. 7

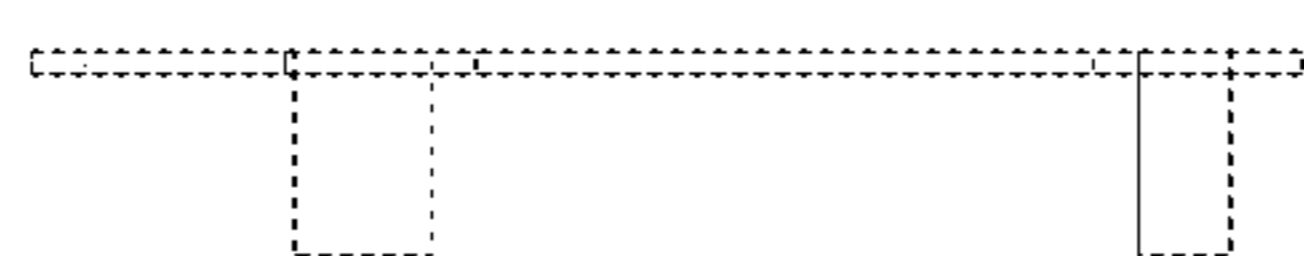


FIG. 8