



US00D767535S

(12) **United States Design Patent**
Koo

(10) **Patent No.:** **US D767,535 S**

(45) **Date of Patent:** **** Sep. 27, 2016**

(54) **SPEAKER**

(71) Applicant: **Gibson Innovations Belgium NV**,
Leuven (BE)

(72) Inventor: **Lawrence Chuen Tak Koo**, Hong
Kong (HK)

(73) Assignee: **Gibson Innovations Belgium NV**,
Leuven (BE)

(**) Term: **15 Years**

(21) Appl. No.: **29/534,047**

(22) Filed: **Jul. 24, 2015**

(30) **Foreign Application Priority Data**

Jan. 27, 2015 (EP) 002621003

(51) **LOC (10) Cl.** **14-03**

(52) **U.S. Cl.**
USPC **D14/214**

(58) **Field of Classification Search**

USPC D14/167, 168, 170-172, 188, 194-196,
D14/204, 207, 209.1, 210-216, 219, 221,
D14/222, 224, 239, 496; 181/143, 144, 147,
181/148, 150, 153, 157, 198, 199;
381/300-303, 306, 332, 333, 336, 345,
381/361-364, 386-388; 369/6-12
CPC ... B60R 11/0217; G06F 1/1688; G10K 9/22;
G10K 11/004; H03F 1/327; H04M 1/03;
H04M 1/035; H04N 5/642; H04N 21/4852;
H04R 1/02; H04R 1/06; H04R 1/021; H04R
1/025; H04R 1/026; H04R 1/028; H04R
1/105; H04R 1/323; H04R 1/403; H04R

1/2803; H04R 1/2834; H04R 5/02; H04R
7/20; H04R 9/06; H04R 9/025; H04R
2201/021; H04R 2400/00; H04R 2400/07;
H04R 2499/11; H04R 2499/13; H04R
2499/15; H04S 3/00; H04S 7/30

See application file for complete search history.

(56) **References Cited**

U.S. PATENT DOCUMENTS

D257,764 S * 1/1981 Tajima D9/529
D331,927 S * 12/1992 Birri D14/155
D518,029 S * 3/2006 Tsang D14/216
D608,349 S * 1/2010 Wang D14/216
D723,514 S * 3/2015 Lukic D14/213
D735,163 S * 7/2015 Valeur D14/216

* cited by examiner

Primary Examiner — Keli L Hill

(74) *Attorney, Agent, or Firm* — Bates & Bates, LLC



(57) **CLAIM**

What is claimed is the ornamental design for a speaker, as shown and described.

DESCRIPTION

FIG. 1 is a perspective view of the speaker;
FIG. 2 is a front view of the speaker;
FIG. 3 is a back view of the speaker
FIG. 4 is a left side view of the speaker;
FIG. 5 is a right side view of the speaker;
FIG. 6 is a top view of the speaker; and,
FIG. 7 is a bottom view of the speaker.
The broken lines in FIG. 3 and FIG. 7 represent the portions of the design that form no part of the claim.

1 Claim, 7 Drawing Sheets






FIG. 1




FIG. 2

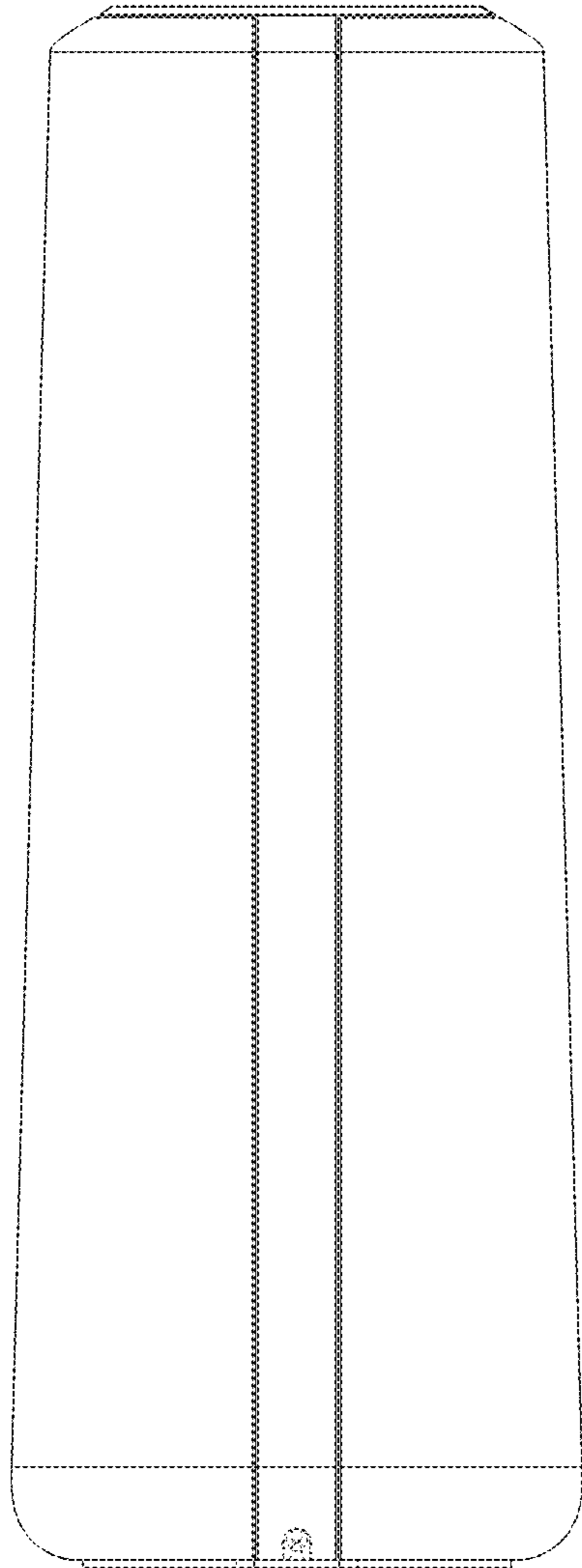


FIG. 3




FIG. 4




FIG. 5

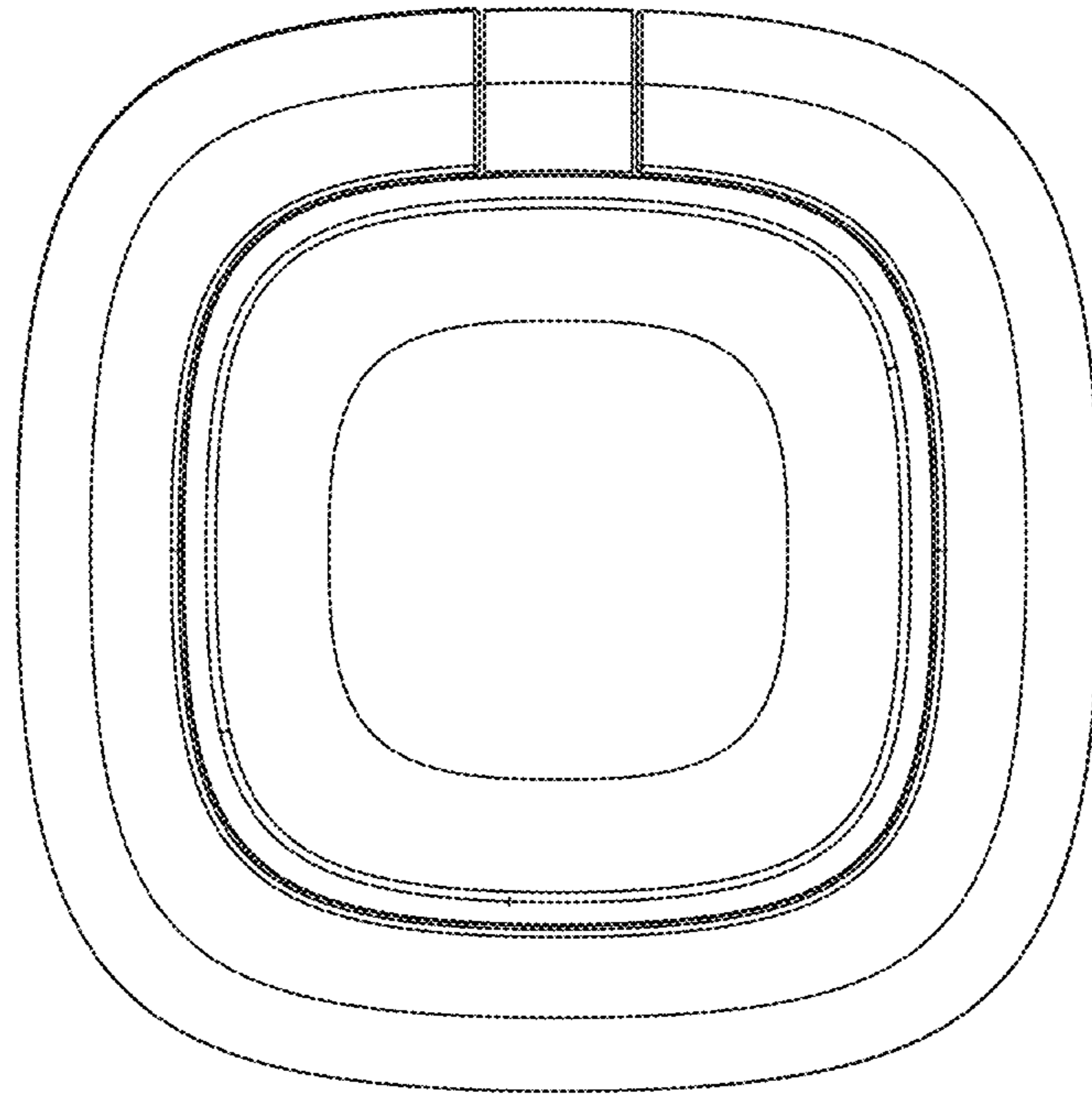


FIG. 6

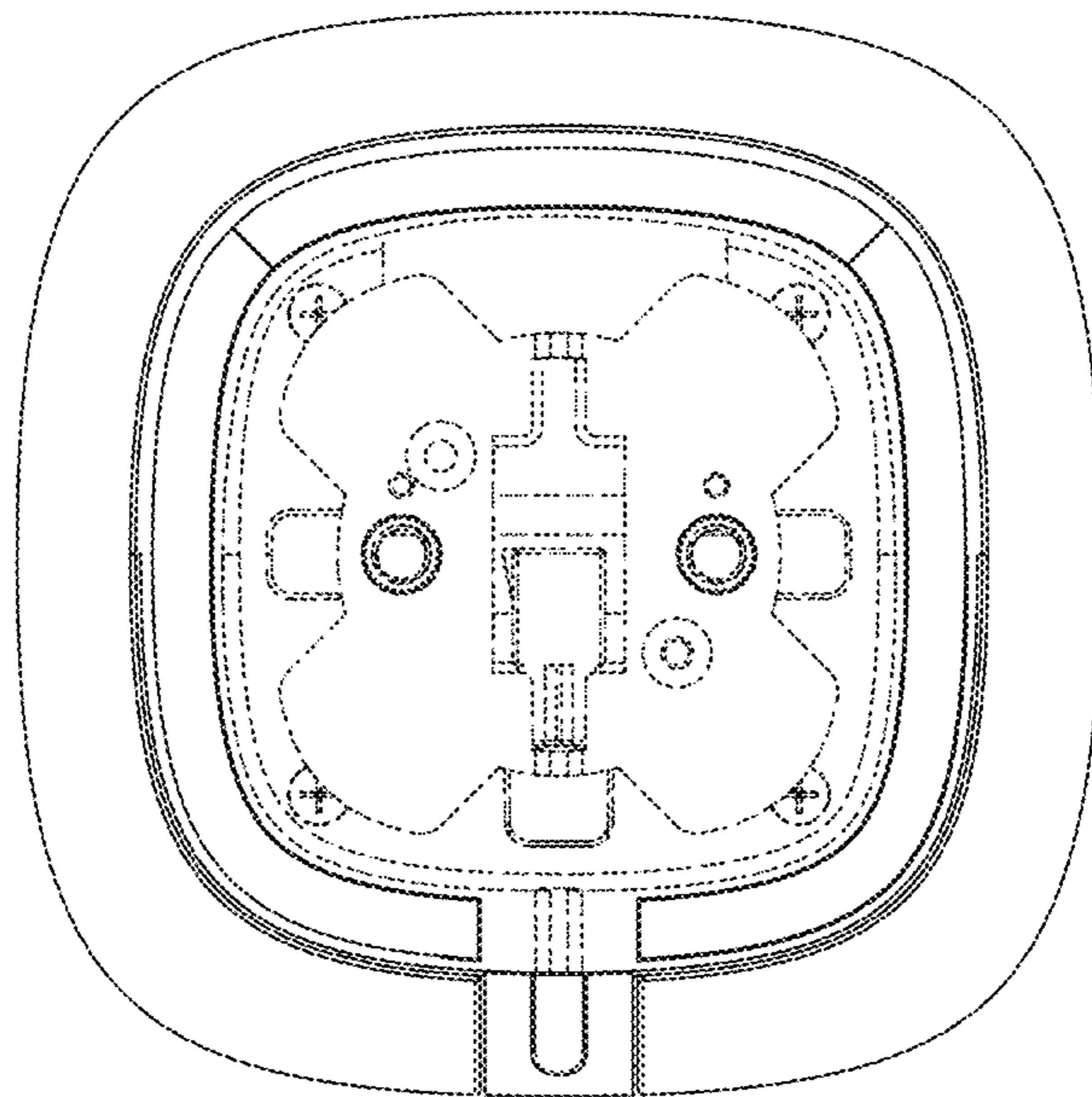


FIG. 7