



US00D767525S

(12) **United States Design Patent**
Byun et al.

(10) **Patent No.:** **US D767,525 S**
(45) **Date of Patent:** **** Sep. 27, 2016**

(54) **CELLULAR PHONE**
(71) Applicant: **LG Electronics Inc.**, Seoul (KR)
(72) Inventors: **Seongchan Byun**, Seoul (KR); **Seihyun Cho**, Seoul (KR); **Sanghoon Song**, Seoul (KR); **Sanghyuck Lee**, Seoul (KR)

8,035,577 B2 * 10/2011 Lafarre G06F 1/1615
248/917
8,681,103 B2 * 3/2014 Cha G06F 1/1626
345/169
D716,751 S * 11/2014 Lee D14/138 AB
9,069,521 B2 * 6/2015 Lee G06F 1/16
D734,340 S * 7/2015 Kim D14/440
D744,990 S * 12/2015 Lee D14/138 G

(Continued)

(73) Assignee: **LG Electronics Inc.**, Seoul (KR)

Primary Examiner — Barbara Fox

(**) Term: **14 Years**

Assistant Examiner — Dana K Weiland

(21) Appl. No.: **29/509,440**

(74) *Attorney, Agent, or Firm* — Morgan, Lewis & Bockius LLP

(22) Filed: **Nov. 18, 2014**

(57) **CLAIM**

(30) **Foreign Application Priority Data**

The ornamental design for a cellular phone, as shown and described.

May 30, 2014 (KR) 30-2014-0026673

(51) **LOC (10) Cl.** **14-03**

(52) **U.S. Cl.**
USPC **D14/138 AB**

(58) **Field of Classification Search**
USPC D14/341–347, 137, 138 R, 138 AA, D14/138 AB, 138 C, 138 G, 203.1, 203.3, D14/203.4, 203.7, 129, 130, 147, 218, 247, D14/248, 332, 388, 389, 315–318, 420, 426, D14/429, 489, 492, 496; D10/50, 65, 104.1; D18/6; D21/329, 330; D6/308, 310
CPC .. G06F 1/1613; G06F 1/1647; G06F 1/1641; G06F 3/04883; G06F 3/0486; G06F 3/04847; G06F 3/04845; G06F 3/04817; G06F 3/0484; H04M 1/0279; H04M 1/0281; H04M 1/0283; A63H 33/3016

See application file for complete search history.

DESCRIPTION

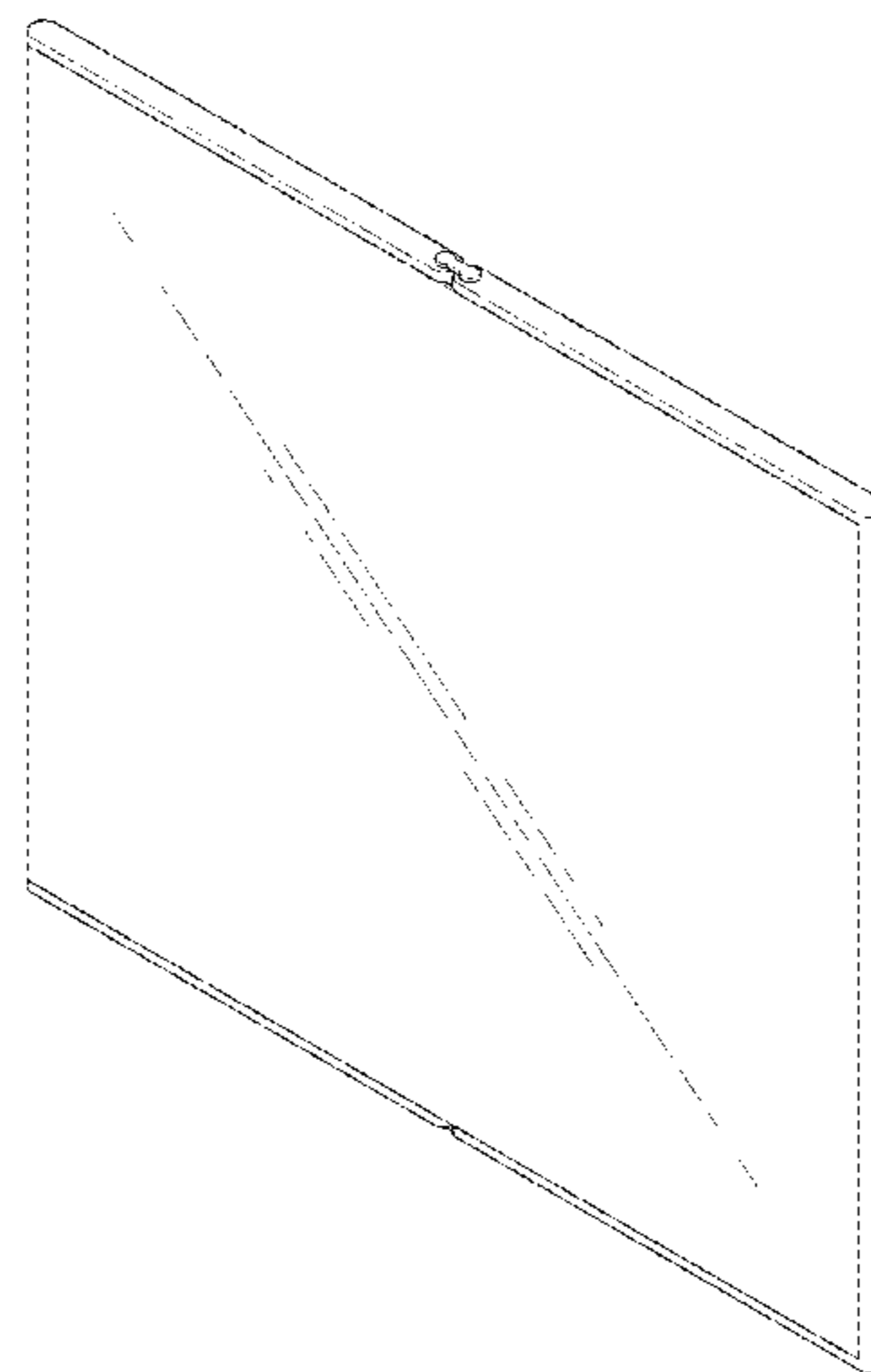

FIG. 1 is a front, right side, perspective view of a cellular phone showing our new design;
FIG. 2 is a front view thereof;
FIG. 3 is a rear view thereof;
FIG. 4 is a left side view thereof;
FIG. 5 is a right side view thereof;
FIG. 6 is a top view thereof;
FIG. 7 is a bottom view thereof;
FIG. 8 is a front, right side, perspective view of the cellular phone in an opened state;
FIG. 9 is a front view in an opened state thereof;
FIG. 10 is a rear view in an opened state thereof;
FIG. 11 is a left side view in an opened state thereof;
FIG. 12 is a right side view in an opened state thereof;
FIG. 13 is a top view in an opened state thereof; and,
FIG. 14 is a bottom view in an opened state thereof.
The broken lines shown in the drawings illustrate portions of the cellular phone that form no part of the claimed design.

(56) **References Cited**

U.S. PATENT DOCUMENTS

D576,601 S * 9/2008 Yasuda D14/138 AB
D588,126 S * 3/2009 Chiang D14/345

1 Claim, 12 Drawing Sheets



(56)

References Cited

U.S. PATENT DOCUMENTS

D746,285 S * 12/2015 Okabe D14/345
 D749,571 S * 2/2016 Park D14/203.4
 D749,573 S * 2/2016 Park D14/203.4
 D749,574 S * 2/2016 Park D14/203.4
 D749,575 S * 2/2016 Park D14/203.4
 9,287,341 B2 * 3/2016 Cheon H01L 51/0097
 2002/0080231 A1 * 6/2002 Feierbach G06F 1/1616
 2008/0062625 A1 * 3/2008 Batio G06F 1/1615
 2010/0067181 A1 * 3/2010 Bair G06F 1/1616
 2013/0010405 A1 * 1/2013 Rothkopf H04M 1/0216
 2013/0140203 A1 * 6/2013 Chiang G06F 1/1628
 2013/0178248 A1 * 7/2013 Kim H04M 1/0268
 2013/0265221 A1 * 10/2013 Lee G06F 3/01

2013/0321340 A1 * 12/2013 Seo G06F 1/1641
 2014/0117844 A1 * 5/2014 Najjo H05B 33/04
 2014/0218321 A1 * 8/2014 Lee G06F 1/1652
 2014/0255899 A1 * 9/2014 Poullain G06F 1/1616
 2014/0319550 A1 * 10/2014 Yamazaki H01L 51/5237
 2015/0153778 A1 * 6/2015 Jung G06F 1/1677
 2015/0338888 A1 * 11/2015 Kim G06F 1/1677
 2015/0378397 A1 * 12/2015 Park G06F 1/1652
 2016/0062408 A1 * 3/2016 Lee G06F 1/1641
 2016/0132074 A1 * 5/2016 Kim G06F 1/1652
 2016/0155967 A1 * 6/2016 Lee H01L 51/0097

* cited by examiner

FIG. 1




FIG. 2




FIG. 3




FIG. 4




FIG. 5

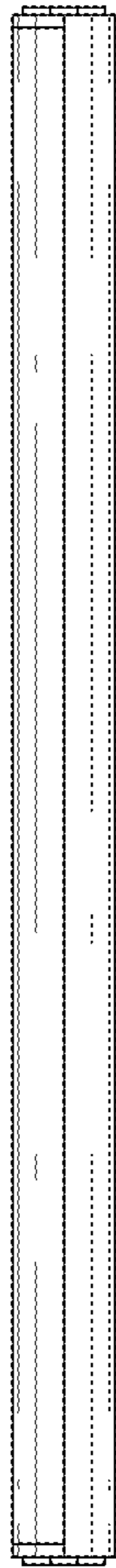


FIG. 6




FIG. 7




FIG. 8

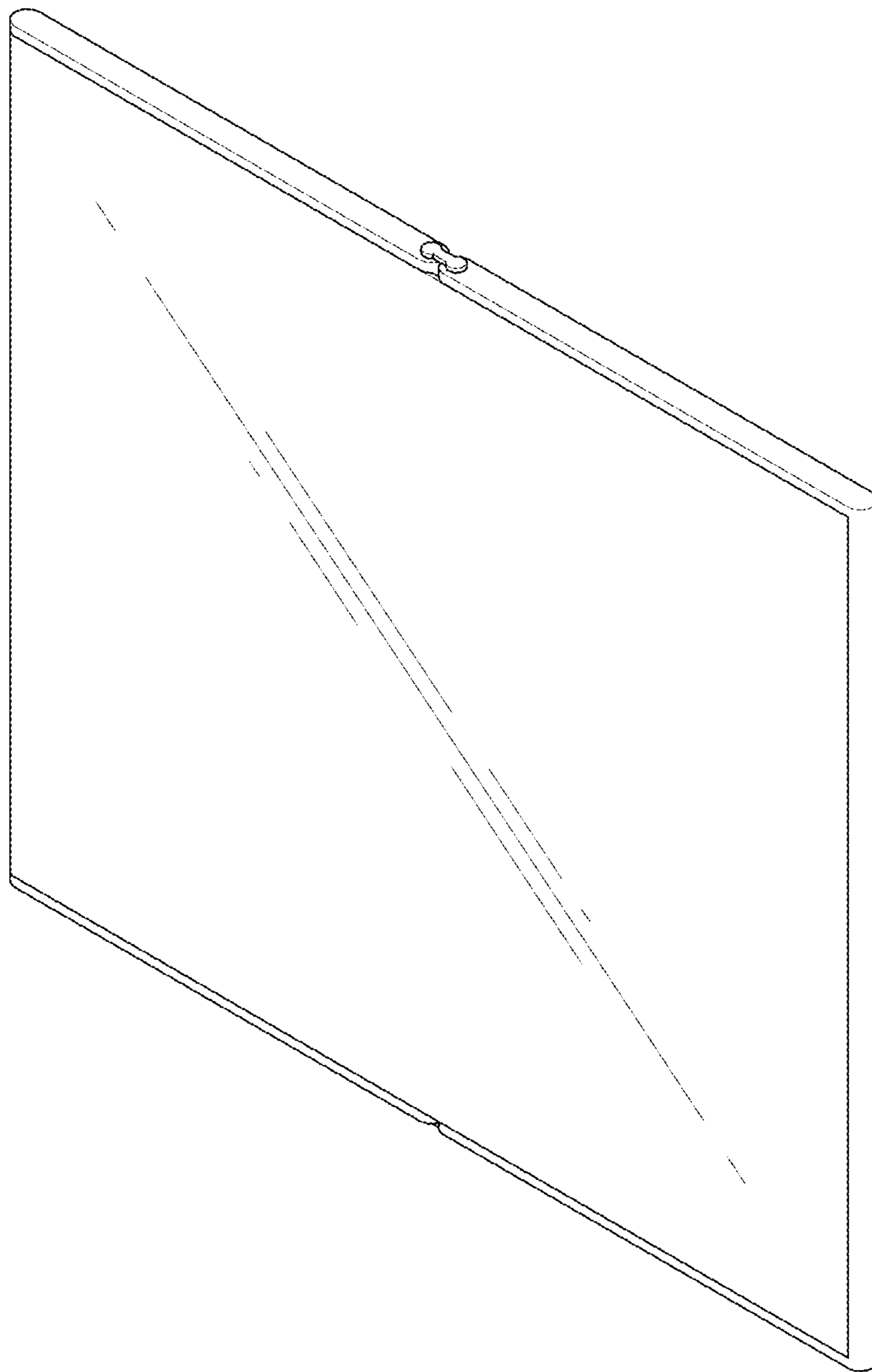


FIG. 9




FIG. 10




FIG. 11



FIG. 12




FIG. 13



FIG. 14

