



US00D767511S

(12) **United States Design Patent**  
**Gong**

(10) **Patent No.:** **US D767,511 S**

(45) **Date of Patent:** **\*\* Sep. 27, 2016**

(54) **HAND CONTROL**

(71) Applicant: **QINGDAO RICHRIVER ELECTRICS CO., LTD.**, Qingdao (CN)

(72) Inventor: **Zhiqiang Gong**, Qingdao (CN)

(73) Assignee: **QINGDAO RICHRIVER ELECTRICS CO., LTD.**, Qingdao (CN)

(\*\*) Term: **15 Years**

(21) Appl. No.: **29/535,494**

(22) Filed: **Aug. 6, 2015**

(30) **Foreign Application Priority Data**

Jul. 21, 2015 (CN) ..... 2015 3 0263965

(51) **LOC (10) Cl.** ..... **13-03**

(52) **U.S. Cl.**  
USPC ..... **D13/168**

(58) **Field of Classification Search**  
USPC ..... D13/168; D14/218; D24/200  
CPC ..... A61G 7/018; H01H 9/02; H01H 9/0214;  
H01H 9/0235; G07C 9/00944; G08C 17/00;  
G08C 17/02; H04B 1/202  
See application file for complete search history.

(56) **References Cited**

**U.S. PATENT DOCUMENTS**

- D365,639 S \* 12/1995 Teo ..... D24/200
- D382,645 S \* 8/1997 Bergeron ..... D24/200
- D410,748 S \* 6/1999 Hunsucker ..... D24/200
- 5,969,488 A \* 10/1999 Fromson ..... A61G 7/018  
318/16
- 6,106,576 A \* 8/2000 Fromson ..... A61H 1/00  
318/16
- 6,375,630 B1 \* 4/2002 Cutler ..... A61H 23/0263  
601/57
- 6,396,224 B1 \* 5/2002 Luff ..... A47C 31/008  
318/16
- D467,004 S \* 12/2002 Gerth ..... D24/200

- D467,005 S \* 12/2002 Gerth ..... D24/200
- D469,184 S \* 1/2003 Gerth ..... D24/200
- D495,801 S \* 9/2004 Kim ..... D24/200
- 7,089,612 B2 \* 8/2006 Rocher ..... A61G 13/08  
5/600
- 7,151,237 B2 \* 12/2006 Mahoney ..... H01H 13/70  
200/5 A
- D551,215 S \* 9/2007 Lee, Jr. .... D14/218
- D572,205 S \* 7/2008 Landerholm ..... D13/168
- 7,473,860 B2 \* 1/2009 Sample ..... H01H 9/0214  
200/302.1
- D595,668 S \* 7/2009 Lasky ..... D13/168
- D600,654 S \* 9/2009 Liao ..... D13/164
- D609,196 S \* 2/2010 Chiang ..... D13/164
- D617,744 S \* 6/2010 Landerholm ..... D13/168
- D621,387 S \* 8/2010 Hansen ..... D14/218
- D631,853 S \* 2/2011 Choi ..... D13/168
- D656,104 S \* 3/2012 Cook ..... D13/168
- D666,161 S \* 8/2012 Zhu ..... D13/168
- D670,660 S \* 11/2012 Cook ..... D13/168
- 8,910,333 B2 \* 12/2014 Wu ..... A61G 7/05  
362/130
- D729,748 S \* 5/2015 Cook ..... D13/168
- 9,230,764 B2 \* 1/2016 Hille ..... A47C 20/041
- 9,356,547 B2 \* 5/2016 Ruch ..... A61G 7/018
- 2009/0095602 A1 \* 4/2009 Jensen ..... H01H 9/0214  
200/42.02
- 2009/0160672 A1 \* 6/2009 Winther ..... H01H 13/20  
340/4.31

\* cited by examiner

*Primary Examiner* — Selina Sikder  
(74) *Attorney, Agent, or Firm* — J.C. Patents

(57) **CLAIM**

The ornamental design for a hand control, as shown and described.

**DESCRIPTION**

FIG. 1 is a bottom, right front perspective view of a hand control showing our new design;  
FIG. 2 is a front elevational view thereof;  
FIG. 3 is a behind elevational view thereof;  
FIG. 4 is a right side elevational view thereof;  
FIG. 5 is a left side elevational view thereof;  
FIG. 6 is a top plan view thereof; and,  
FIG. 7 is a bottom plan view thereof.

**1 Claim, 6 Drawing Sheets**






FIG. 1




FIG. 2




FIG. 3




FIG. 4




FIG. 5




FIG. 6




FIG. 7