



US00D767466S

(12) **United States Design Patent**  
**Juergens et al.**

(10) **Patent No.:** **US D767,466 S**

(45) **Date of Patent:** **\*\* Sep. 27, 2016**

(54) **VEHICLE WHEEL**

(71) Applicant: **Bayerische Motoren Werke  
Aktiengesellschaft, Munich (DE)**

(72) Inventors: **Dirk Juergens, Munich (DE); Rainer  
Mueller, Munich (DE)**

(73) Assignee: **Bayerische Motoren Werke  
Aktiengesellschaft, Munich (DE)**

(\*\*) Term: **14 Years**

(21) Appl. No.: **29/490,363**

(22) Filed: **May 9, 2014**

(30) **Foreign Application Priority Data**

Nov. 12, 2013 (DE) ..... 40 2013 101 111

(51) **LOC (10) Cl.** ..... **12-16**

(52) **U.S. Cl.**  
USPC ..... **D12/211**

(58) **Field of Classification Search**  
USPC ..... D12/204-213  
CPC ..... B60B 7/00; B60B 7/02; B60B 7/04;  
B60B 7/01; B60B 7/06; B60B 3/02; B60B  
3/04; B60B 3/06; B60B 3/10; B60B 1/00;  
B60B 1/08; B60B 1/10; B60B 1/12  
See application file for complete search history.

(56) **References Cited**

**U.S. PATENT DOCUMENTS**

D537,026 S \* 2/2007 Nordmann ..... D12/209  
D594,396 S 6/2009 Juergens et al.  
D594,397 S \* 6/2009 Laengerer ..... D12/211  
D594,801 S \* 6/2009 Imai ..... D12/211  
D598,834 S \* 8/2009 Juergens ..... D12/209

D625,235 S 10/2010 Nissl  
D625,675 S \* 10/2010 Juergens ..... D12/209  
D644,977 S \* 9/2011 Juergens ..... D12/211  
D659,068 S \* 5/2012 Johnson ..... D12/211  
D673,104 S \* 12/2012 Lemke ..... D12/211  
D682,764 S \* 5/2013 Amezketa ..... D12/211  
D718,206 S \* 11/2014 Song ..... D12/211  
D729,721 S \* 5/2015 Fahr-Becker ..... D12/211  
D739,329 S \* 9/2015 Watkin ..... D12/211  
D744,402 S \* 12/2015 Watkin ..... D12/211  
D749,029 S \* 2/2016 Wheel ..... D12/211

**FOREIGN PATENT DOCUMENTS**

EM 000440813-0005 1/2006  
EM 000825609-0003 11/2009  
EM 001598277-0002 1/2010  
EM 001598277-0010 1/2010  
EM 001684507-0005 10/2010

\* cited by examiner

*Primary Examiner* — Stacia Cadmus

(74) *Attorney, Agent, or Firm* — Crowell & Moring LLP

(57) **CLAIM**

The ornamental design for a vehicle wheel, as shown and described.

**DESCRIPTION**

FIG. 1 is a perspective view of a vehicle wheel according to the design;  
FIG. 2 is an additional perspective view thereof;  
FIG. 3 is an additional perspective view thereof;  
FIG. 4 is a front view thereof;  
FIG. 5 is a rear view thereof in a lighter gray scale, representing environmental features that form no part of the claimed design; and,  
FIG. 6 is a side view thereof.

**1 Claim, 6 Drawing Sheets**







Fig. 1



Fig. 2



Fig. 3



Fig. 4




Fig. 5




Fig. 6