

US00D767463S

(12) **United States Design Patent** (10) **Patent No.:** **US D767,463 S**
Seger et al. (45) **Date of Patent:** **** Sep. 27, 2016**

(54) **STEP**
(71) Applicant: **Caterpillar Inc.**, Peoria, IL (US)
(72) Inventors: **Jonathan Seger**, Aurora, IL (US);
Terril Johnson, Washington, IL (US);
Christopher Cherwin, Washington, IL (US);
William Holdener, Blue Mound, IL (US);
David Campbell, East Peoria, IL (US)

6,817,447 B1 * 11/2004 Pedersen E04F 11/112
182/228.1
D549,145 S * 8/2007 Kieffer D12/203
D573,929 S * 7/2008 Black D12/203
D582,826 S * 12/2008 Burchett D12/203
D607,395 S * 1/2010 Beigel D12/203
D662,867 S * 7/2012 Neal D12/203
D695,665 S * 12/2013 Masanek, Jr. D12/203
D714,703 S * 10/2014 Masanek, Jr. D12/203
D723,984 S * 3/2015 Anderson D12/203

(Continued)

(73) Assignee: **Caterpillar Inc.**, Peoria, IL (US)
(**) Term: **14 Years**
(21) Appl. No.: **29/526,125**
(22) Filed: **May 6, 2015**

OTHER PUBLICATIONS

U.S. Appl. No. 29/512,238 of Jonathan Seger et al., titled "Tread," filed Dec. 17, 2014.

(Continued)

Primary Examiner — George D Kirschbaum
Assistant Examiner — Clese Moore, Jr.
(74) *Attorney, Agent, or Firm* — Saidman DesignLaw Group, LLC

Related U.S. Application Data

(63) Continuation of application No. 29/512,247, filed on Dec. 17, 2014.
(51) **LOC (10) Cl.** **12-16**
(52) **U.S. Cl.**
USPC **D12/203**
(58) **Field of Classification Search**
USPC D12/203, 89, 314, 125; D25/156, 62, D25/63, 68, 69
CPC B60R 3/02; B60R 3/005; B60R 3/00; B60R 3/007; E06C 1/02; E06C 5/00; E06C 5/02; E06C 7/081
See application file for complete search history.

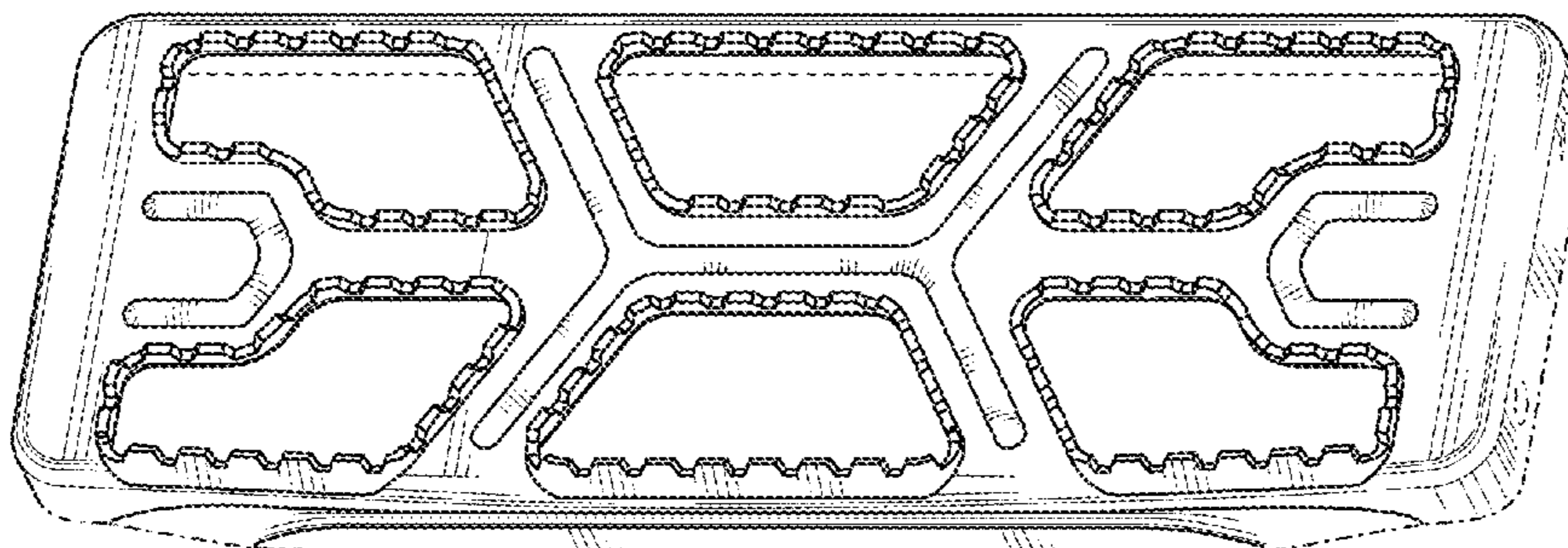
(57) **CLAIM**
The ornamental design for a step, as shown and described.

DESCRIPTION

FIG. 1 is a perspective view of a step showing our new design;
FIG. 2 is another perspective view thereof;
FIG. 3 is a top view thereof;
FIG. 4 is a bottom view thereof;
FIG. 5 is a front view thereof;
FIG. 6 is a rear view thereof;
FIG. 7 is a right side view thereof; and,
FIG. 8 is a left side view thereof.
The dashed broken lines illustrate structure or features which form no part of the claimed design.
The dot-dash broken lines illustrate boundaries of the claimed design; the boundaries themselves form no part of the claimed design.
The drawings include surface shading which represents contour, not surface ornamentation.

(56) **References Cited**
U.S. PATENT DOCUMENTS
4,017,093 A * 4/1977 Stecker, Sr. B60R 3/00 280/163
5,007,654 A * 4/1991 Sauber B60R 3/02 182/89
D329,157 S * 9/1992 Santucci D6/705.7
D365,544 S * 12/1995 Snyder D12/203
D496,898 S * 10/2004 Metros D12/203

1 Claim, 3 Drawing Sheets



(56)

References Cited

U.S. PATENT DOCUMENTS

D723,985 S *	3/2015	Johnson	D12/203
D727,820 S *	4/2015	Wegener	D12/203
D737,746 S *	9/2015	Wegener	D12/203
D742,292 S *	11/2015	Peltola	D12/203
D742,798 S *	11/2015	Wegener	D12/203

OTHER PUBLICATIONS

U.S. Appl. No. 29/512,250 of Jonathan Seger et al., titled "Rung," filed Dec. 17, 2014.

U.S. Appl. No. 29/512,247 of Jonathan Seger et al., titled "Step," filed Dec. 17, 2014.

Photographs of Hyundai WL, available at least as early as Dec. 17, 2014.

Photographs of JCB WL, available at least as early as Dec. 17, 2014.

Photographs of Doosan WL, available at least as early as Dec. 17, 2014.

Photographs of New Holland WL, available at least as early as Dec. 17, 2014.

Photographs of Hitachi WL, available at least as early as Dec. 17, 2014.

Photographs of Volvo WL, available at least as early as Dec. 17, 2014.

Photographs of Wacker Neuson WL, available at least as early as Dec. 17, 2014.

Photographs of Liebherr WL, available at least as early as Dec. 17, 2014.

Photographs of Cukurova WL, available at least as early as Dec. 17, 2014.

Photographs of Severe Service Trucks, available at least as early as Dec. 17, 2014.

Photographs of Steps and Rungs, available at least as early as Dec. 17, 2014.

* cited by examiner

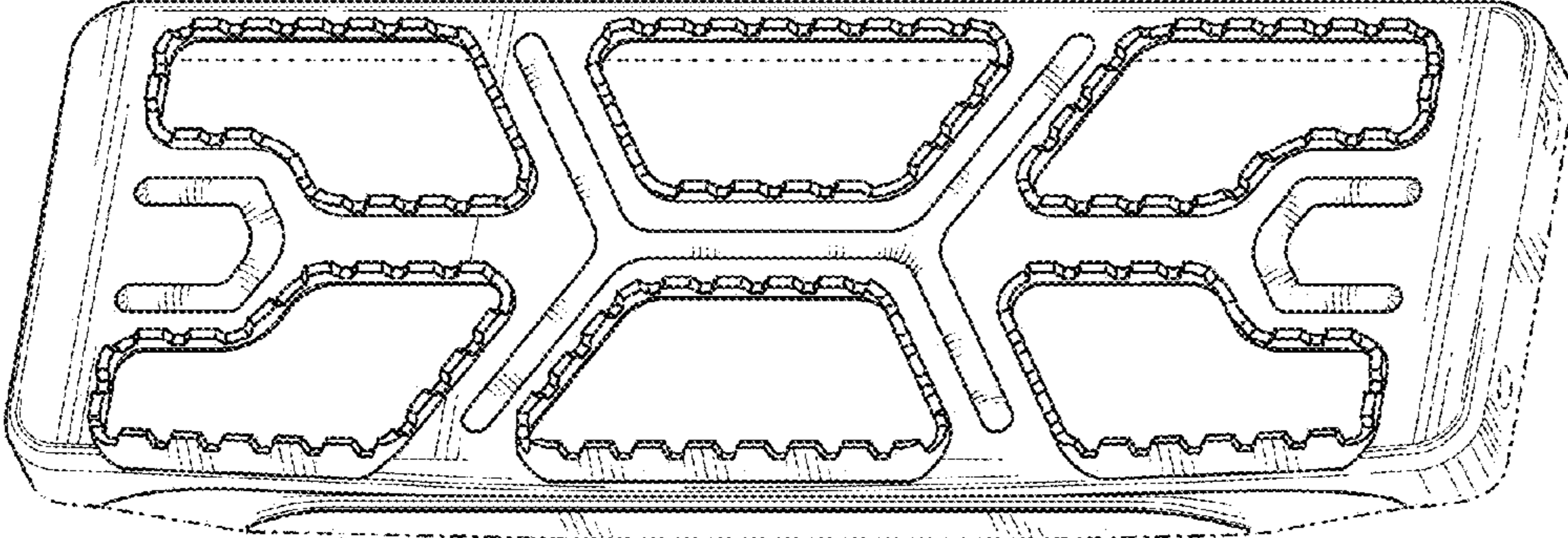


Fig. 1

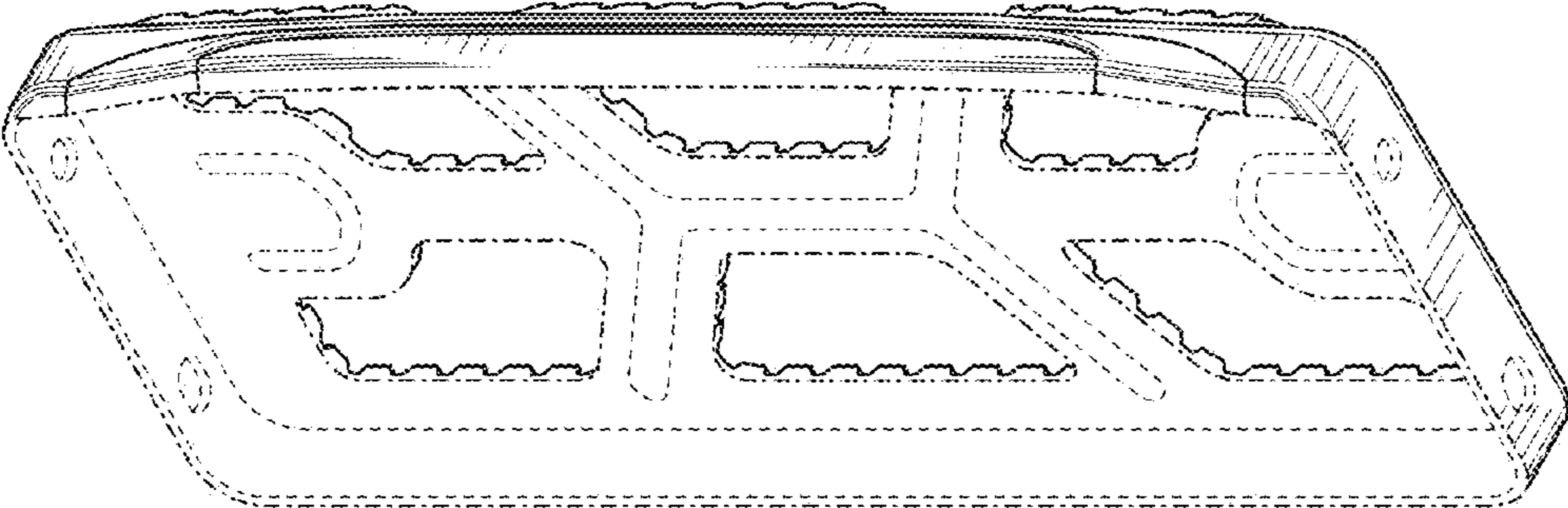


Fig. 2

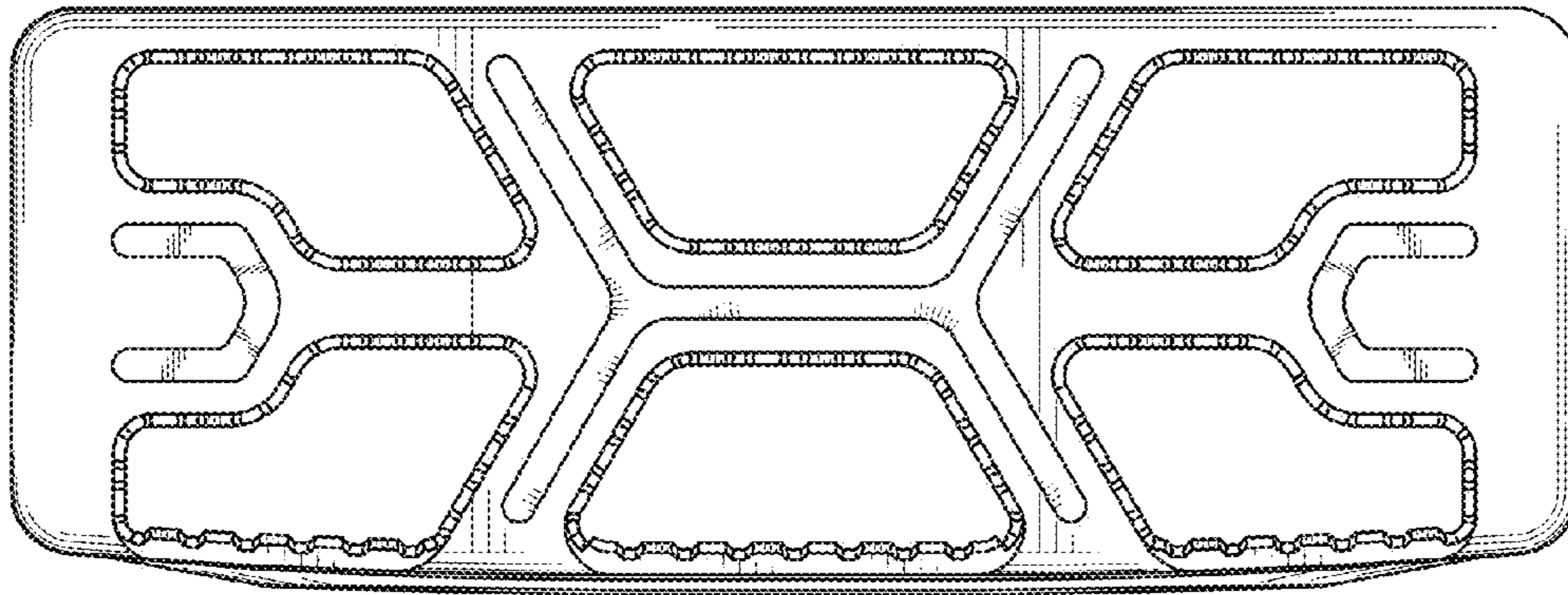


Fig. 3

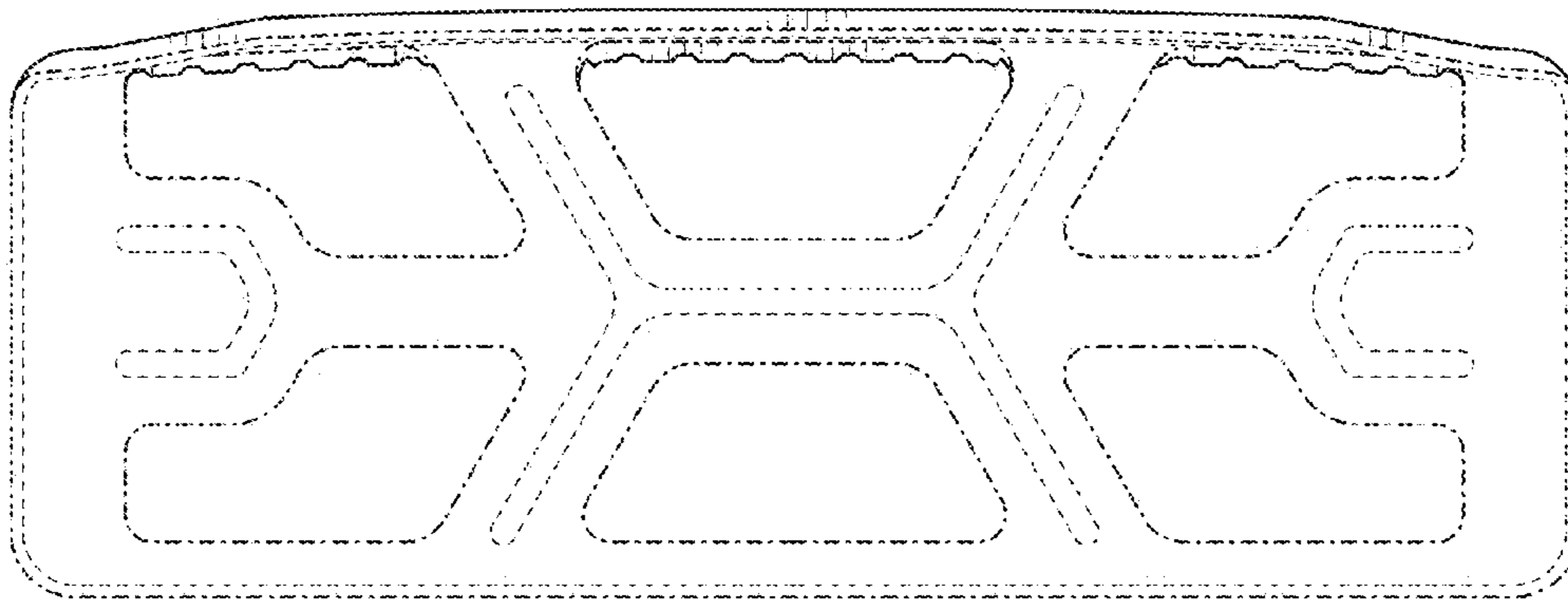


Fig. 4




Fig. 5

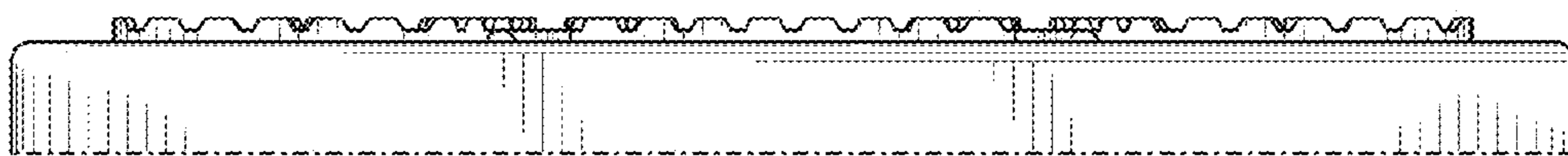


Fig. 6

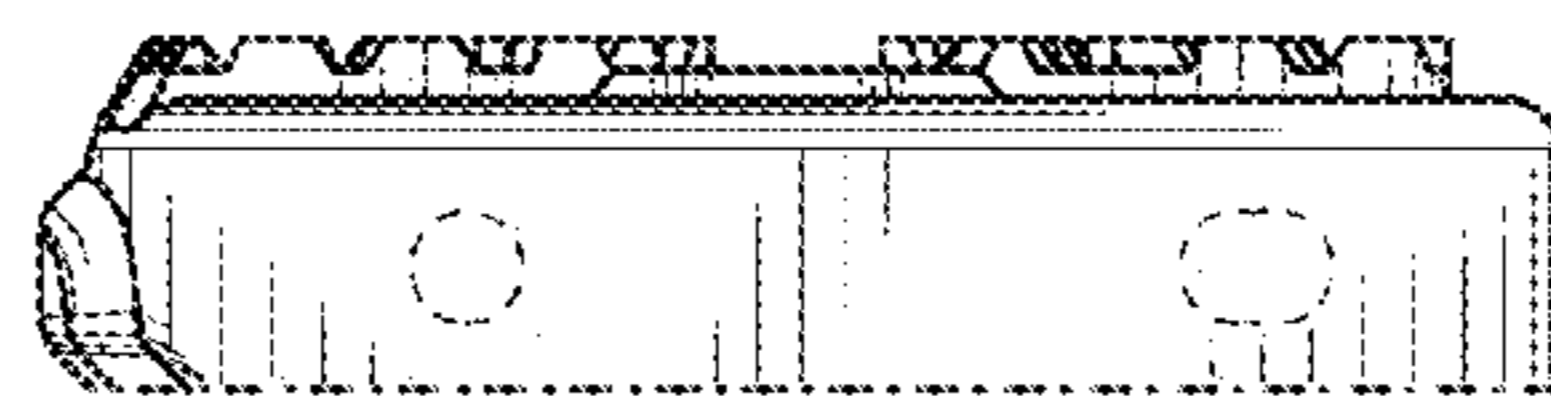


Fig. 7



Fig. 8