

US00D767451S

(12) **United States Design Patent** (10) **Patent No.:** **US D767,451 S**
Kozub et al. (45) **Date of Patent:** **** Sep. 27, 2016**

- (54) **VEHICLE BODY EXTERIOR**
- (71) Applicant: **GM Global Technology Operations LLC**, Detroit, MI (US)
- (72) Inventors: **Timothy P. Kozub**, Troy, MI (US); **John P. Mack**, Rochester Hills, MI (US); **Evan Mai**, Ypsilanti, MI (US); **Stuart Cooper**, Bloomfield Hills, MI (US)
- (73) Assignee: **GM Global Technology Operations LLC**, Detroit, MI (US)
- (**) Term: **15 Years**
- (21) Appl. No.: **29/528,548**
- (22) Filed: **May 29, 2015**
- (51) **LOC (10) Cl.** **12-08**
- (52) **U.S. Cl.**
USPC **D12/92**
- (58) **Field of Classification Search**
USPC D12/86, 90-92; D21/421, 433, 434; 296/181.1, 181.5
CPC B62D 35/00; B62D 25/00; B62D 25/06; B62D 33/00
See application file for complete search history.

- D605,977 S 12/2009 Zipfel et al.
D605,978 S 12/2009 Wolff et al.
D608,249 S 1/2010 Peters
D608,690 S 1/2010 Folden et al.
D608,691 S 1/2010 Zak, Jr. et al.
D609,608 S 2/2010 Boniface et al.
D611,387 S 3/2010 Thompson et al.
D611,879 S 3/2010 Kim et al.
D612,297 S 3/2010 Peters et al.
D613,645 S 4/2010 Song et al.
D615,458 S 5/2010 Thompson et al.
D618,595 S 6/2010 Ware et al.
D623,090 S 9/2010 Cox et al.
D627,262 S 11/2010 Ikeda et al.
D635,488 S 4/2011 Phipps
D644,147 S 8/2011 Suh et al.
D644,567 S 9/2011 Kozub
D657,718 S 4/2012 Zipfel et al.
D659,052 S 5/2012 Ware et al.
D659,053 S 5/2012 Ware et al.
D668,182 S 10/2012 Franco

(Continued)

Primary Examiner — Melody N Brown
(74) *Attorney, Agent, or Firm* — Reising Ethington P.C.

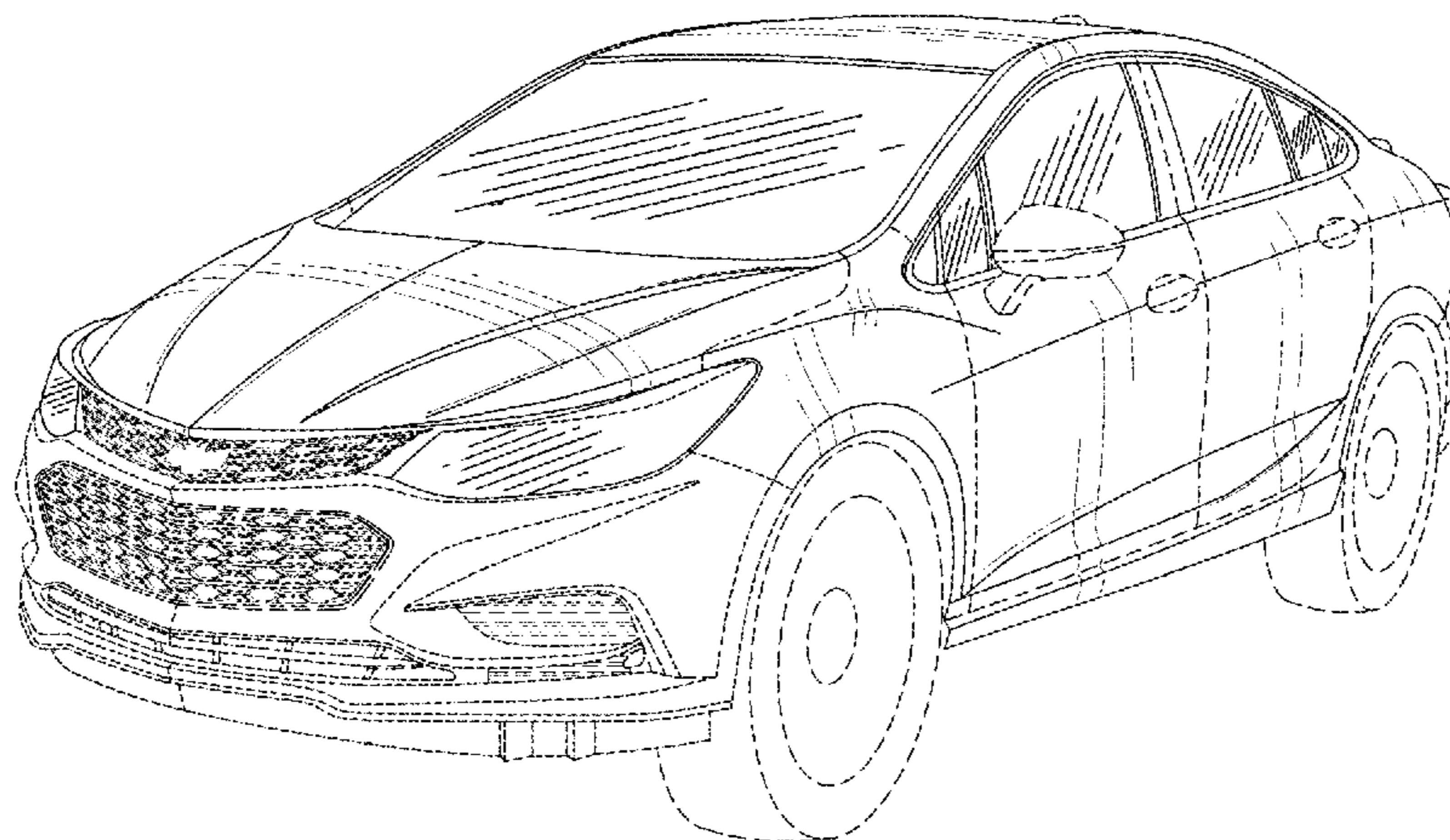
(57) **CLAIM**
The ornamental design for a vehicle body exterior, as shown and described.

DESCRIPTION

FIG. 1 is a front view of the vehicle body exterior; FIG. 2 is a front and left side perspective view thereof; FIG. 3 is a left side elevational view, the right side is substantially a mirror image thereof; FIG. 4 is a top plan view thereof; FIG. 5 is a rear and left side perspective view thereof; and, FIG. 6 is a rear view thereof.
The broken lines shown in the drawings depict portions of the vehicle body exterior that form no part of the claimed design.

1 Claim, 6 Drawing Sheets

- (56) **References Cited**
U.S. PATENT DOCUMENTS
- D570,742 S 6/2008 Takagi et al.
D592,105 S 5/2009 Dean et al.
D597,447 S 8/2009 Folden
D600,595 S 9/2009 Nakamura et al.
D601,925 S 10/2009 O'Donnell
D603,755 S 11/2009 Peters
D604,203 S 11/2009 O'Donnell
D605,082 S 12/2009 Munson
D605,083 S 12/2009 Manoogian, II et al.



(56)

References Cited

U.S. PATENT DOCUMENTS

D668,183 S 10/2012 Smart
D678,820 S 3/2013 Son et al.
D678,821 S 3/2013 Ikeda et al.
D680,909 S 4/2013 Munson et al.
D680,910 S 4/2013 David
D684,899 S 6/2013 Baker
D686,536 S 7/2013 McCabe et al.
D692,798 S 11/2013 Thurber
D692,799 S 11/2013 Smith et al.
D696,157 S 12/2013 Loeb
D699,629 S 2/2014 Ikeda et al.

D700,871 S 3/2014 O'Donnell et al.
D703,103 S 4/2014 Lee
D704,103 S 5/2014 Mack et al.
D705,132 S 5/2014 Ware et al.
D705,699 S 5/2014 Ware et al.
D713,298 S 9/2014 Dyson
D713,764 S 9/2014 Ferlazzo
D716,696 S 11/2014 Thole et al.
D717,696 S 11/2014 Thole et al.
D718,189 S 11/2014 Krieg et al.
D722,282 S 2/2015 Loeb
D722,533 S 2/2015 Thole et al.
D722,534 S 2/2015 Munson et al.
D749,985 S * 2/2016 Kozub D12/92

* cited by examiner

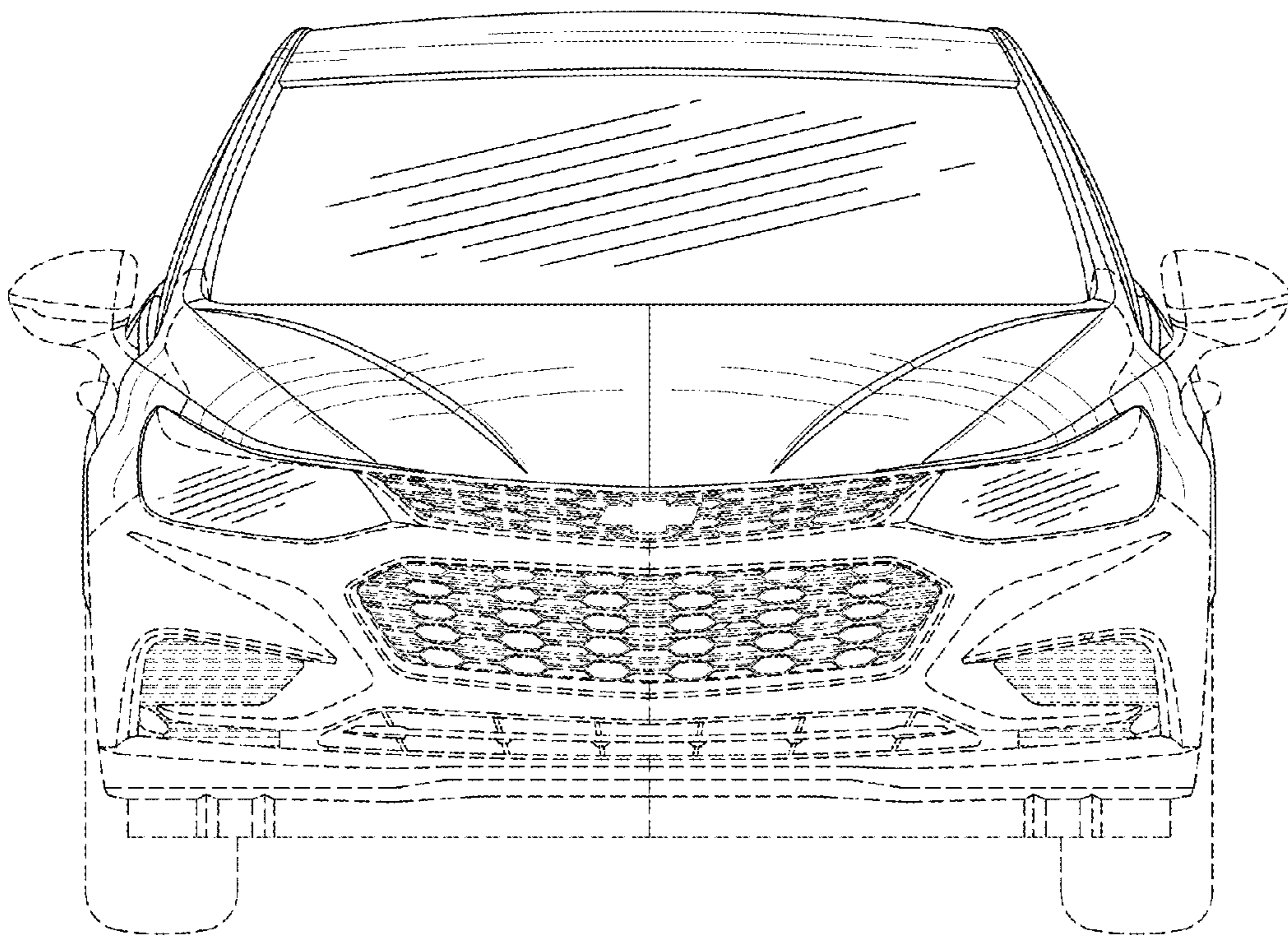


Fig-1

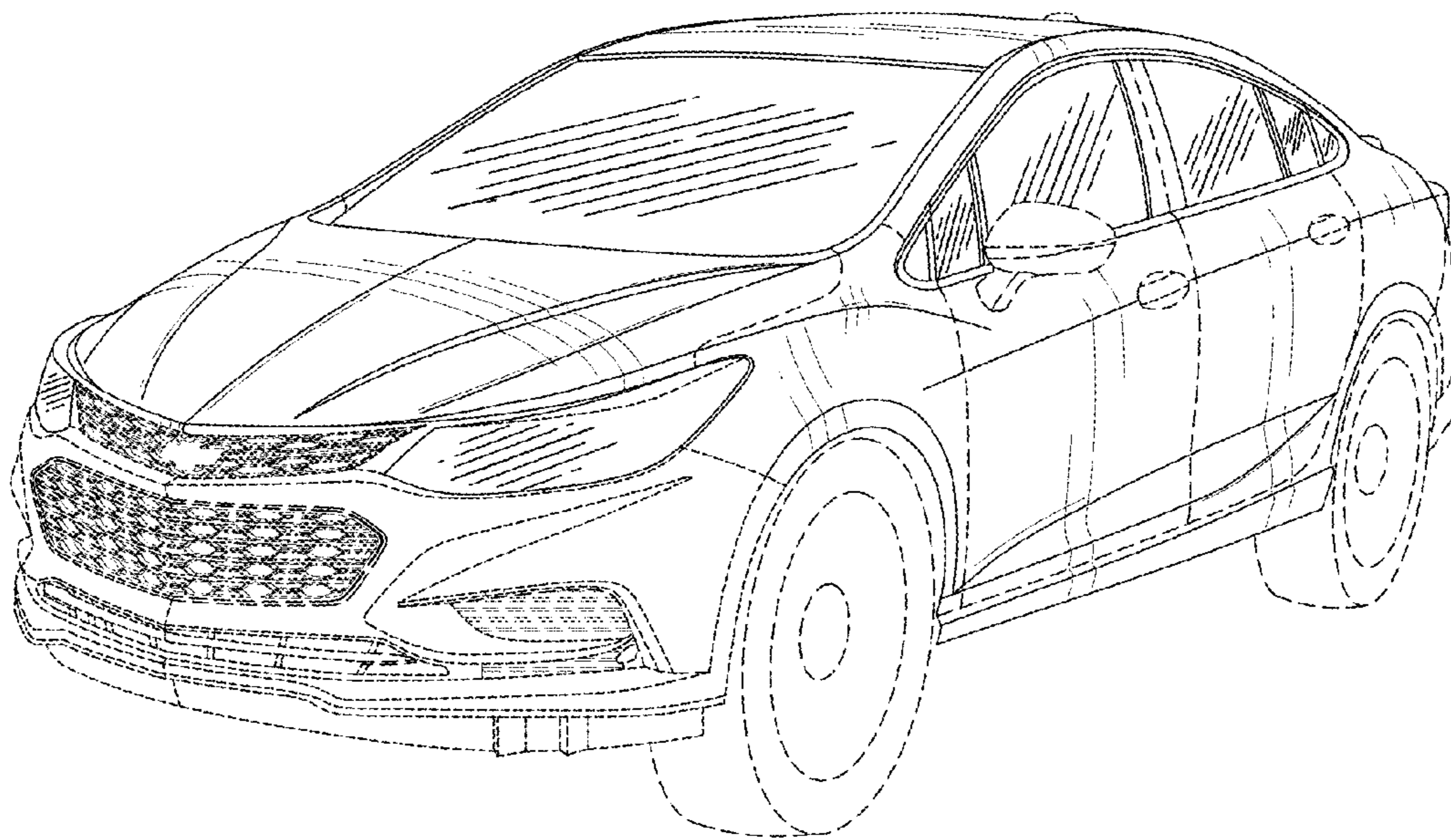


Fig-2

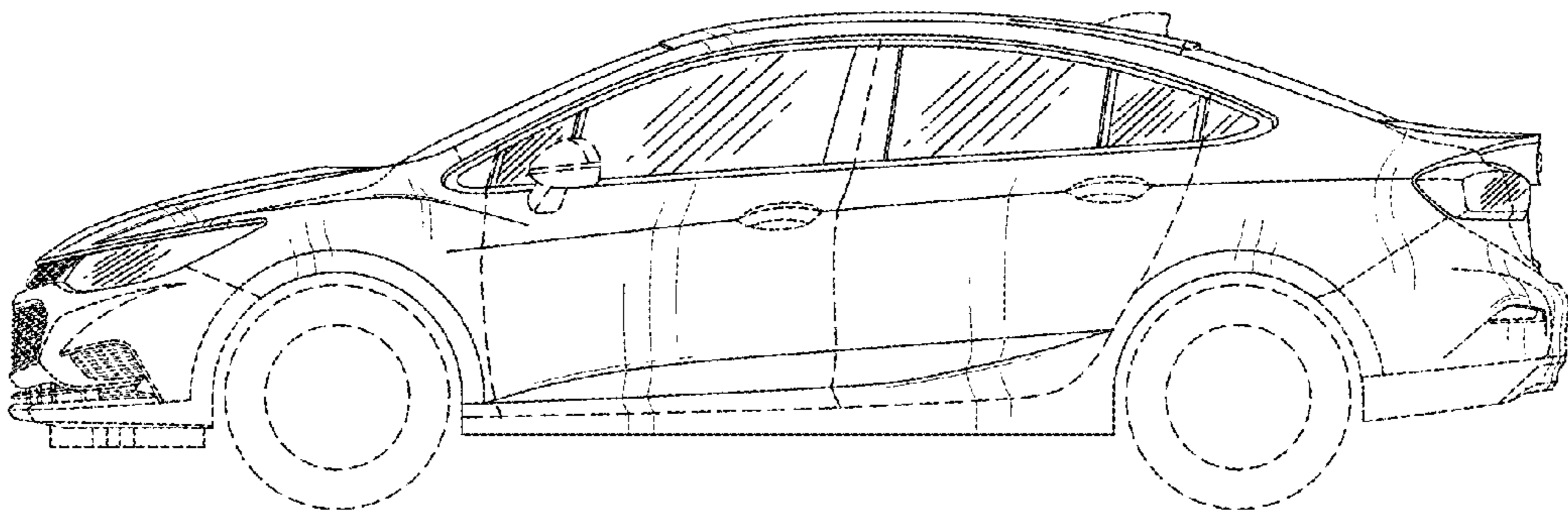


Fig-3

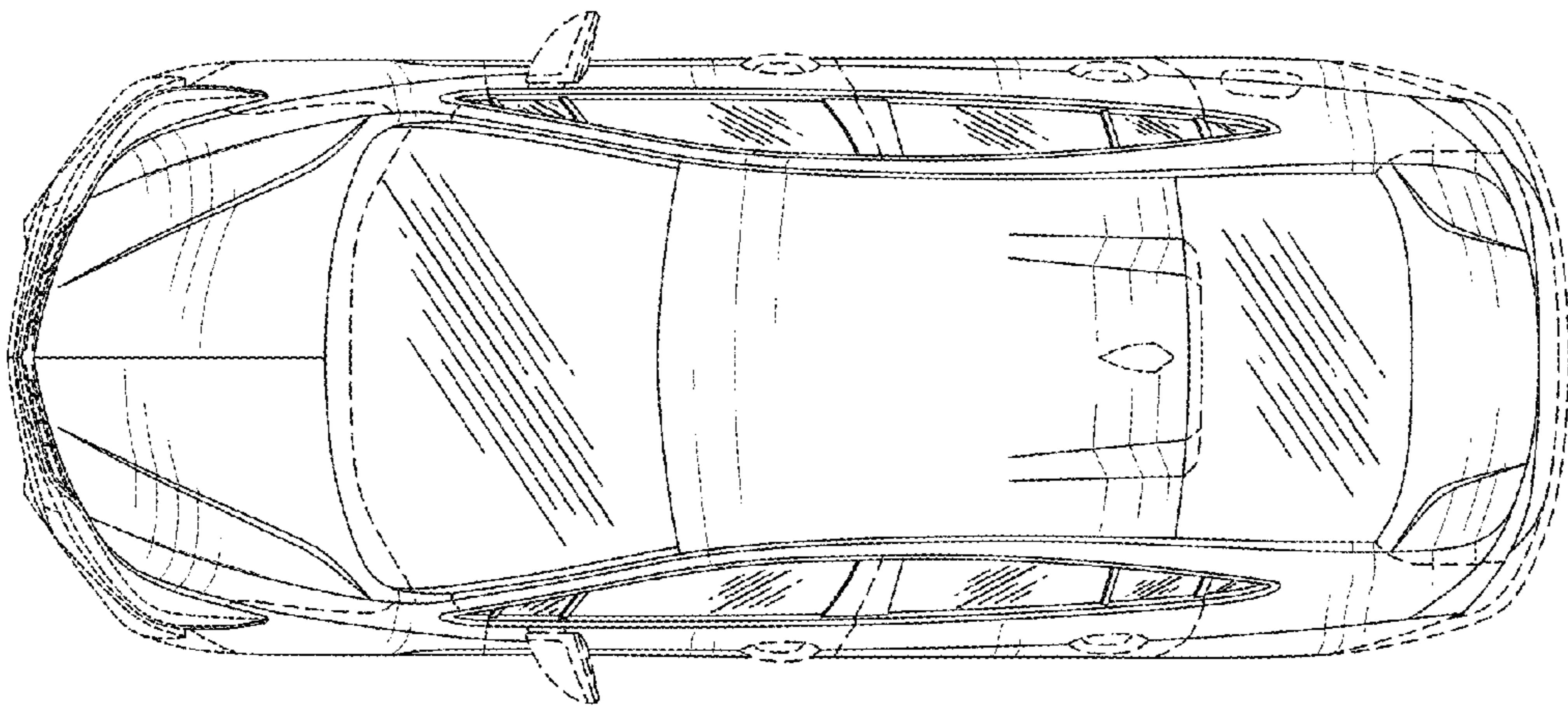


Fig-4




Fig-5

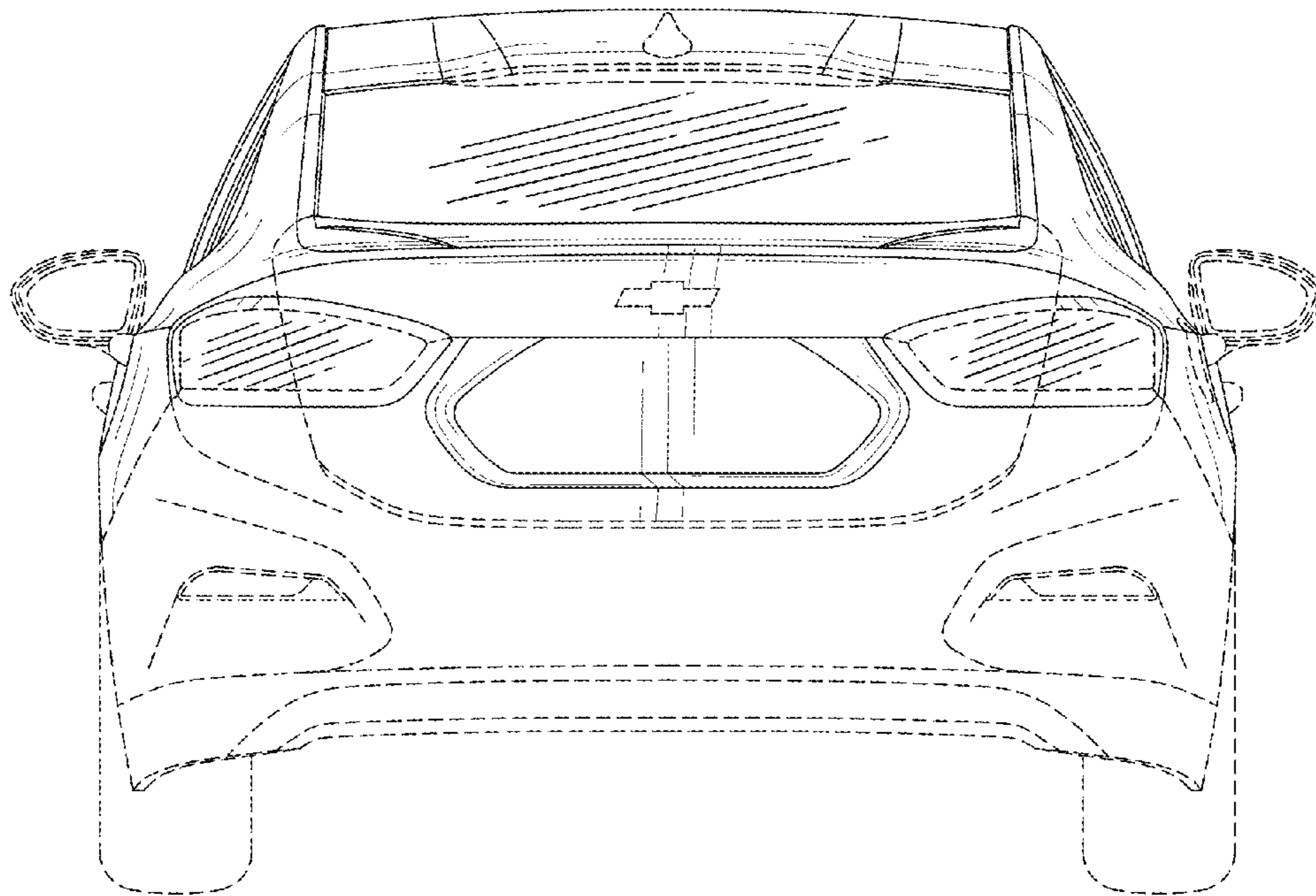


Fig-6