



US00D767447S

(12) **United States Design Patent** (10) **Patent No.:** **US D767,447 S**  
**Fahr-Becker** (45) **Date of Patent:** **\*\* Sep. 27, 2016**

(54) **VEHICLE**  
(71) Applicant: **AUDI AG**, Ingolstadt (DE)  
(72) Inventor: **Stephan Fahr-Becker**, Munich (DE)  
(73) Assignee: **AUDI AG**, Ingolstadt (DE)  
(\*\*) Term: **14 Years**

D701,145 S \* 3/2014 Bischoff ..... D12/91  
D712,788 S \* 9/2014 Bischoff ..... D12/91  
D714,689 S \* 10/2014 Bischoff ..... D12/92  
D733,003 S \* 6/2015 Bischoff ..... D12/91  
D737,175 S \* 8/2015 Telaak ..... D12/92  
D739,305 S \* 9/2015 Gunnarson ..... D12/91  
D740,177 S \* 10/2015 Callum ..... D12/92  
D740,178 S \* 10/2015 Bischoff ..... D12/92  
D748,534 S \* 2/2016 Bischoff ..... D12/92  
D756,849 S \* 5/2016 Garcia Lopez ..... D12/92  
D761,697 S \* 7/2016 Bischoff ..... D12/92

(21) Appl. No.: **29/516,759**

(22) Filed: **Feb. 5, 2015**

(30) **Foreign Application Priority Data**

Aug. 6, 2014 (EP) ..... 002 515 437-0001

(51) **LOC (10) Cl.** ..... **12-08**

(52) **U.S. Cl.**  
USPC ..... **D12/91**

(58) **Field of Classification Search**  
USPC ..... D12/86, 90-92, 88; D21/421, 433, 434;  
296/181.1, 181.5  
CPC ..... B62D 35/00; B62D 25/00; B62D 25/06;  
B62D 33/00  
See application file for complete search history.

(56) **References Cited**

**U.S. PATENT DOCUMENTS**

D637,943 S \* 5/2011 Bischoff ..... D12/92  
D671,034 S \* 11/2012 Bischoff ..... D12/91  
D671,035 S \* 11/2012 Bischoff ..... D12/91  
D690,231 S \* 9/2013 Bischoff ..... D12/91  
D699,157 S \* 2/2014 Bischoff ..... D12/92

**FOREIGN PATENT DOCUMENTS**

JP D1444871 S 6/2012

\* cited by examiner

*Primary Examiner* — Melody N Brown

(74) *Attorney, Agent, or Firm* — Lucas & Mercanti, LLP;  
Klaus P. Stoffel

(57) **CLAIM**

The ornamental design for a vehicle, as shown and described.

**DESCRIPTION**

FIG. 1 is a front, right side perspective view of the present invention,

FIG. 2 is a rear, right side perspective view thereof;

FIG. 3 is a front view thereof;

FIG. 4 is a rear view thereof;

FIG. 5 is a right side view thereof;

FIG. 6 is a left side view thereof; and,

FIG. 7 is a top view thereof.

The wheels and tires do not form part of the claimed design.

**1 Claim, 4 Drawing Sheets**





**Fig. 1**



**Fig. 2**




Fig. 3




Fig. 4




Fig. 5




Fig. 6

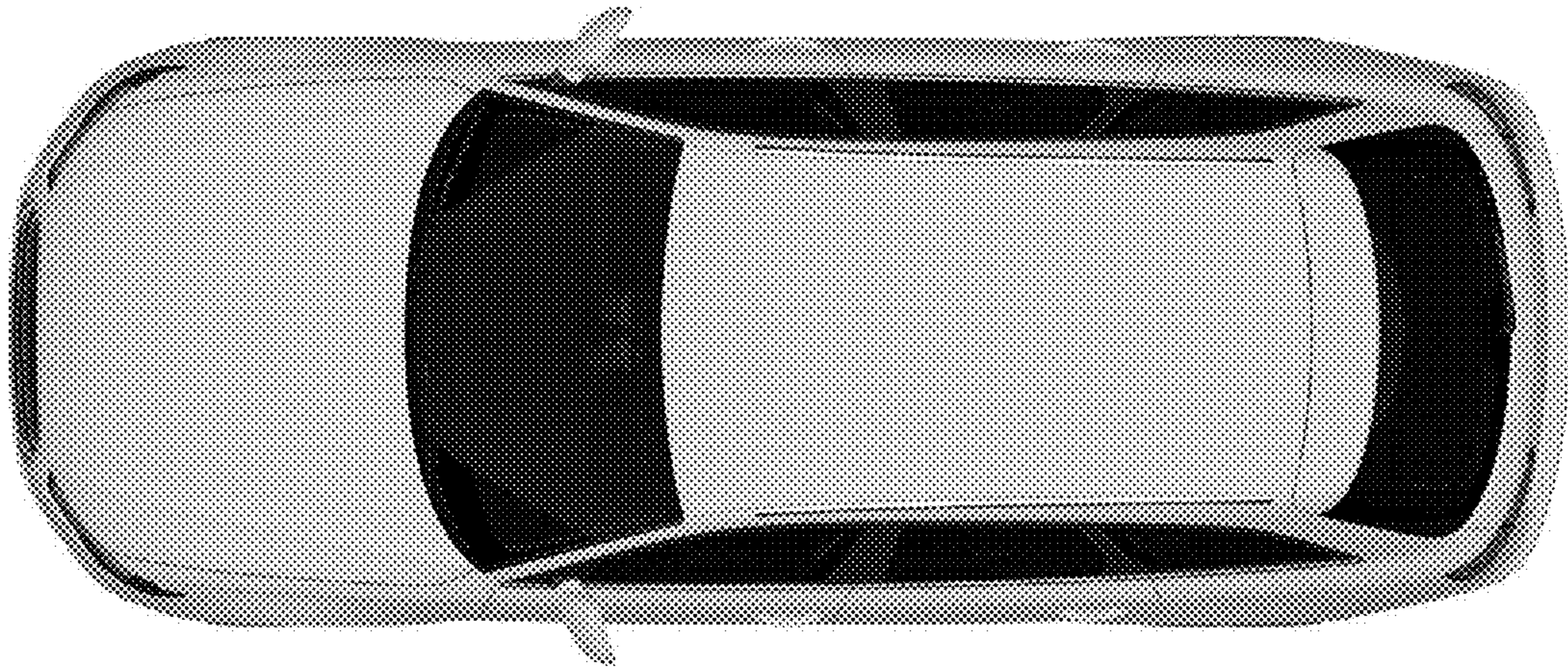


Fig. 7