



US00D767420S

(12) **United States Design Patent** (10) **Patent No.:** **US D767,420 S**  
**Wietzke** (45) **Date of Patent:** **\*\* Sep. 27, 2016**

(54) **DEVICE FOR MEASURING  
LENGTH/HEIGHT**

D678,088 S \* 3/2013 Haykeen ..... D10/70  
D699,132 S \* 2/2014 Haykeen ..... D10/70  
8,869,415 B1 \* 10/2014 Haykeen ..... A61B 5/1072  
33/478

(71) Applicant: **seca AG**, Reinach BL (CH)

\* cited by examiner

(72) Inventor: **Timo Wietzke**, Hamburg (DE)

*Primary Examiner* — Antoine D Davis

(73) Assignee: **seca AG**, Reinach (CH)

(74) *Attorney, Agent, or Firm* — David J. Serbin

(\*\*) Term: **15 Years**

(57) **CLAIM**

(21) Appl. No.: **29/527,252**

The ornamental design for a device for measuring length/  
height, substantially as shown and described.

(22) Filed: **May 18, 2015**

### DESCRIPTION

(30) **Foreign Application Priority Data**

Nov. 18, 2014 (EM) ..... 002580340-0001

(51) **LOC (10) Cl.** ..... **10-04**

(52) **U.S. Cl.**  
USPC ..... **D10/70; D10/94**

(58) **Field of Classification Search**

USPC ..... D10/70, 71, 74, 92, 94  
CPC .. A61B 5/107; A61B 5/1071; A61B 5/1072;  
A61B 5/1073; A61B 5/1074; A61B 5/1075;  
A61B 5/1076; A61B 5/1077; A61B 5/1078;  
A61B 5/1079

See application file for complete search history.

FIG. 1 is a top left perspective view of a device for  
measuring length/height, showing the new design in a closed  
position;

FIG. 2 is a front view thereof in a closed position;

FIG. 3 is a back view thereof in a closed position;

FIG. 4 is a left side view thereof in a closed position;

FIG. 5 is a right side view thereof in a closed position;

FIG. 6 is a top view thereof in a closed position;

FIG. 7 is a bottom view thereof in a closed position;

FIG. 8 is a full left front perspective view of the new design  
in an open position; and,

FIG. 9 is a top left perspective view thereof showing the new  
design in an open position.

The elements shown in broken lines form no part of the  
claimed design.

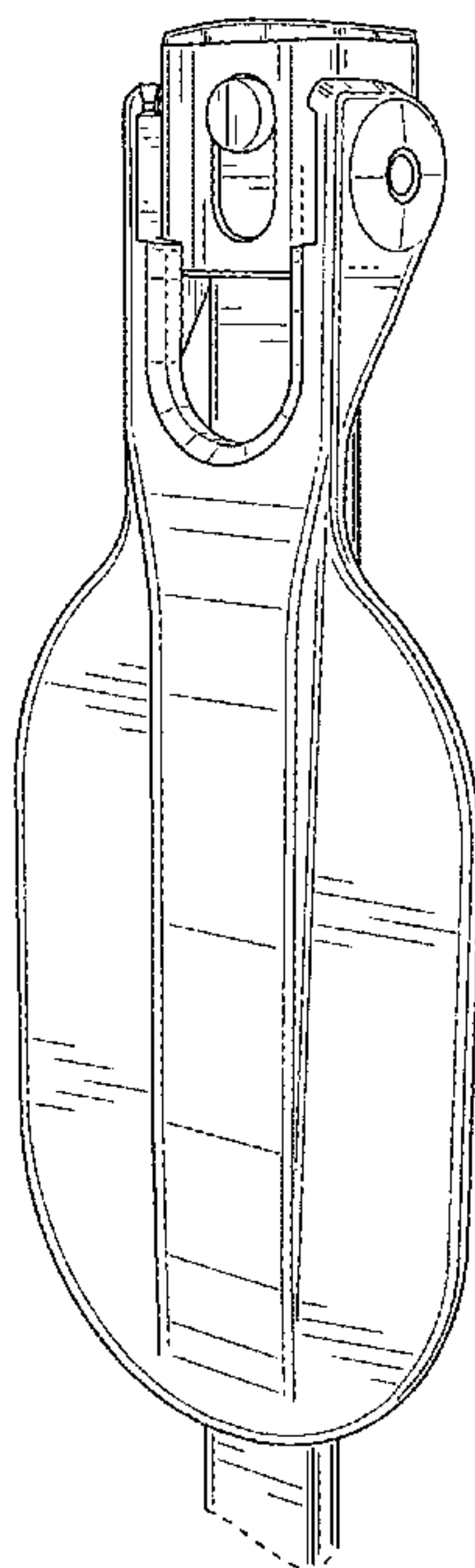
The article is shown with a symbolic break in its length. The  
appearance of any portion of the article shown below the  
break lines forms no part of the claimed design.

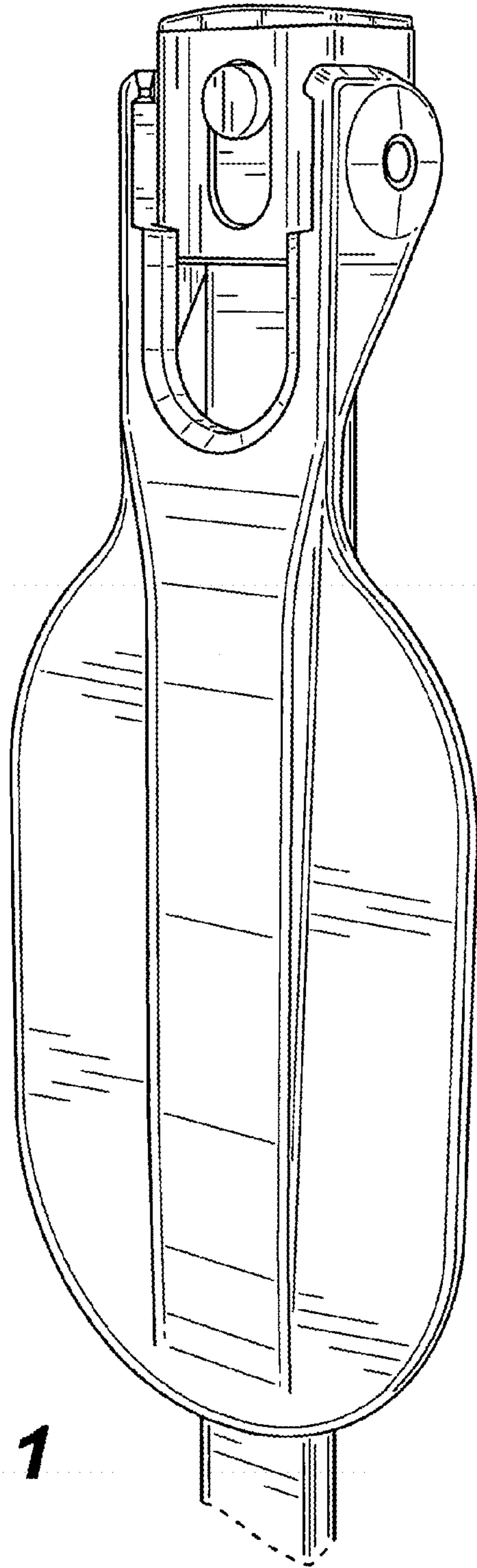
(56) **References Cited**

### U.S. PATENT DOCUMENTS

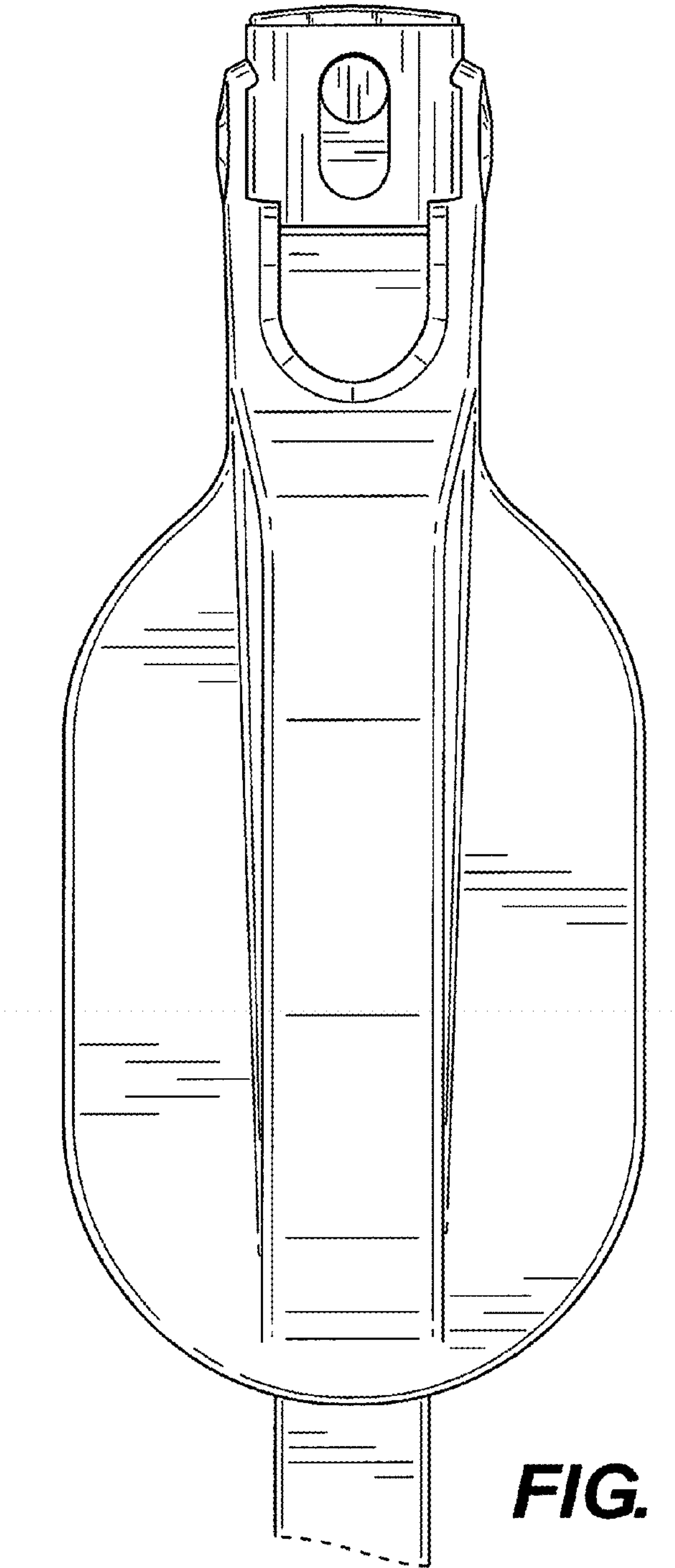
D355,860 S \* 2/1995 Lund ..... D10/70  
D611,368 S \* 3/2010 Garthoff ..... D10/70  
8,322,043 B2 \* 12/2012 Cha ..... A61B 5/1072  
33/515

**1 Claim, 7 Drawing Sheets**

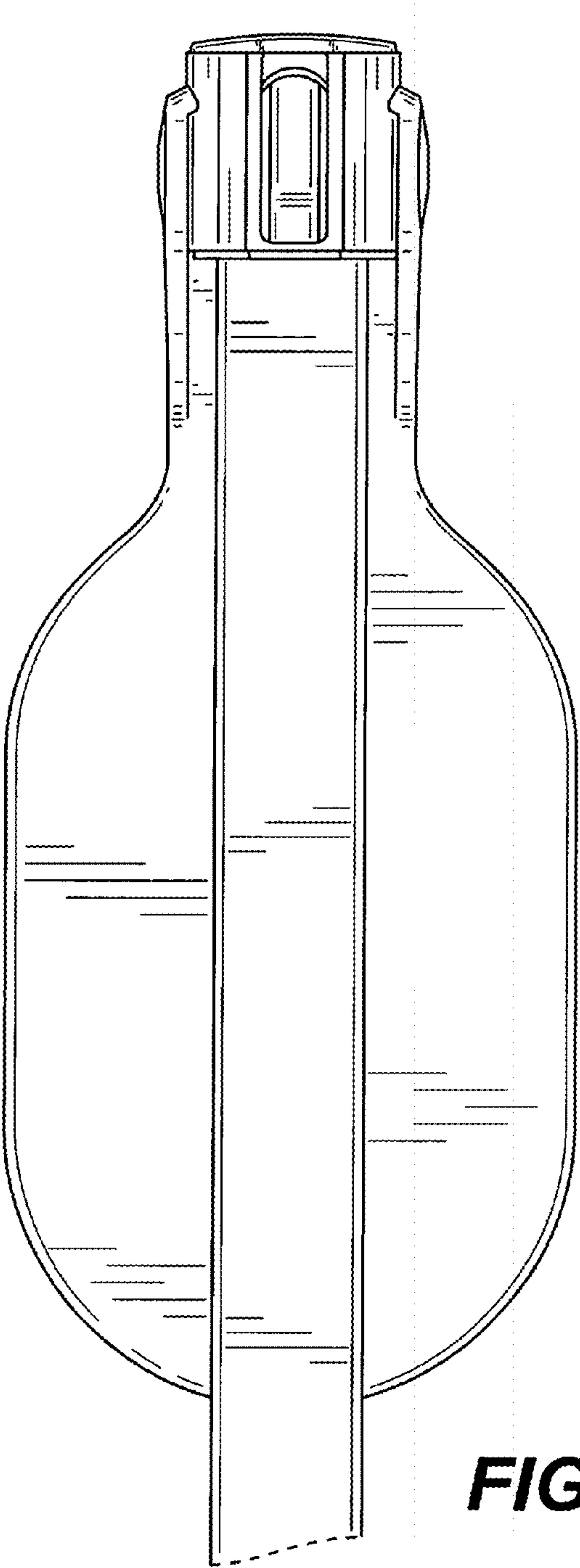




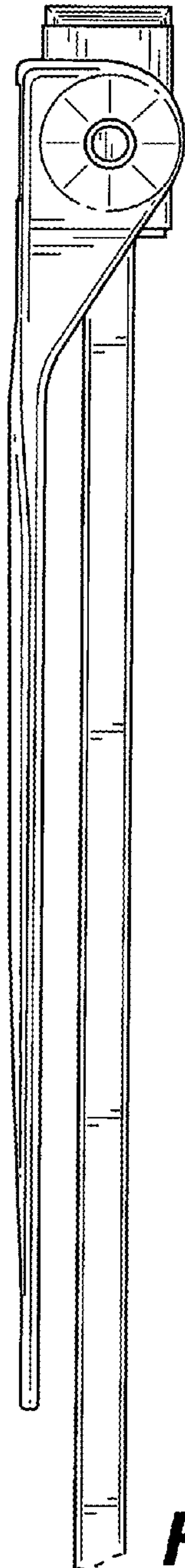
**FIG. 1**



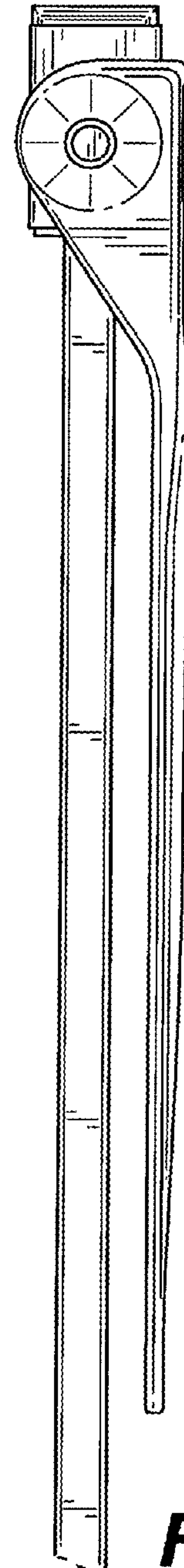
**FIG. 2**




**FIG. 3**



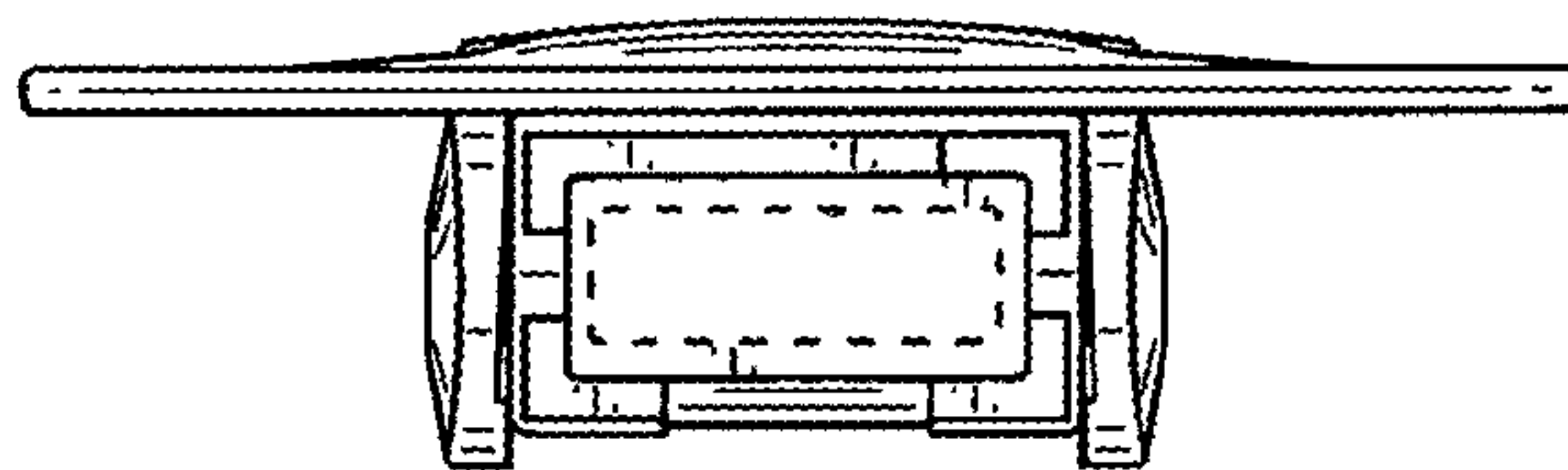
**FIG. 4**



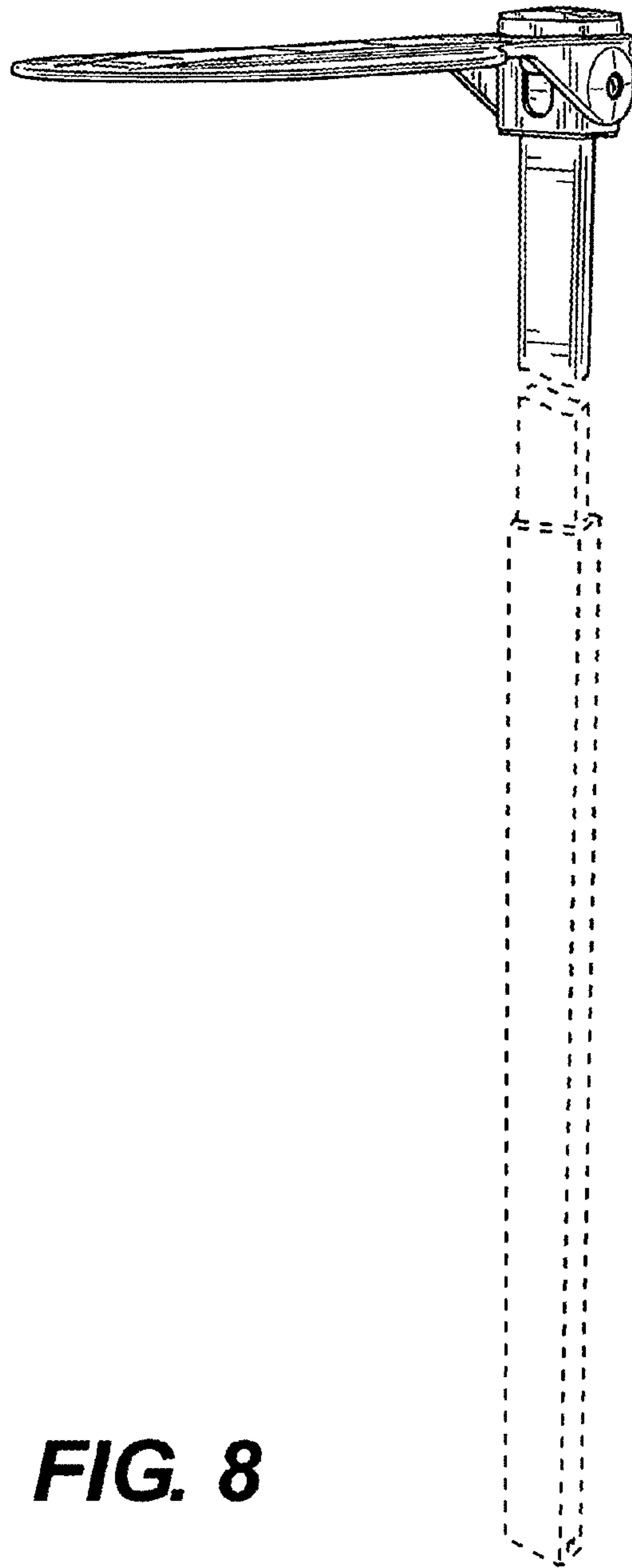
**FIG. 5**



***FIG. 6***



***FIG. 7***



**FIG. 8**



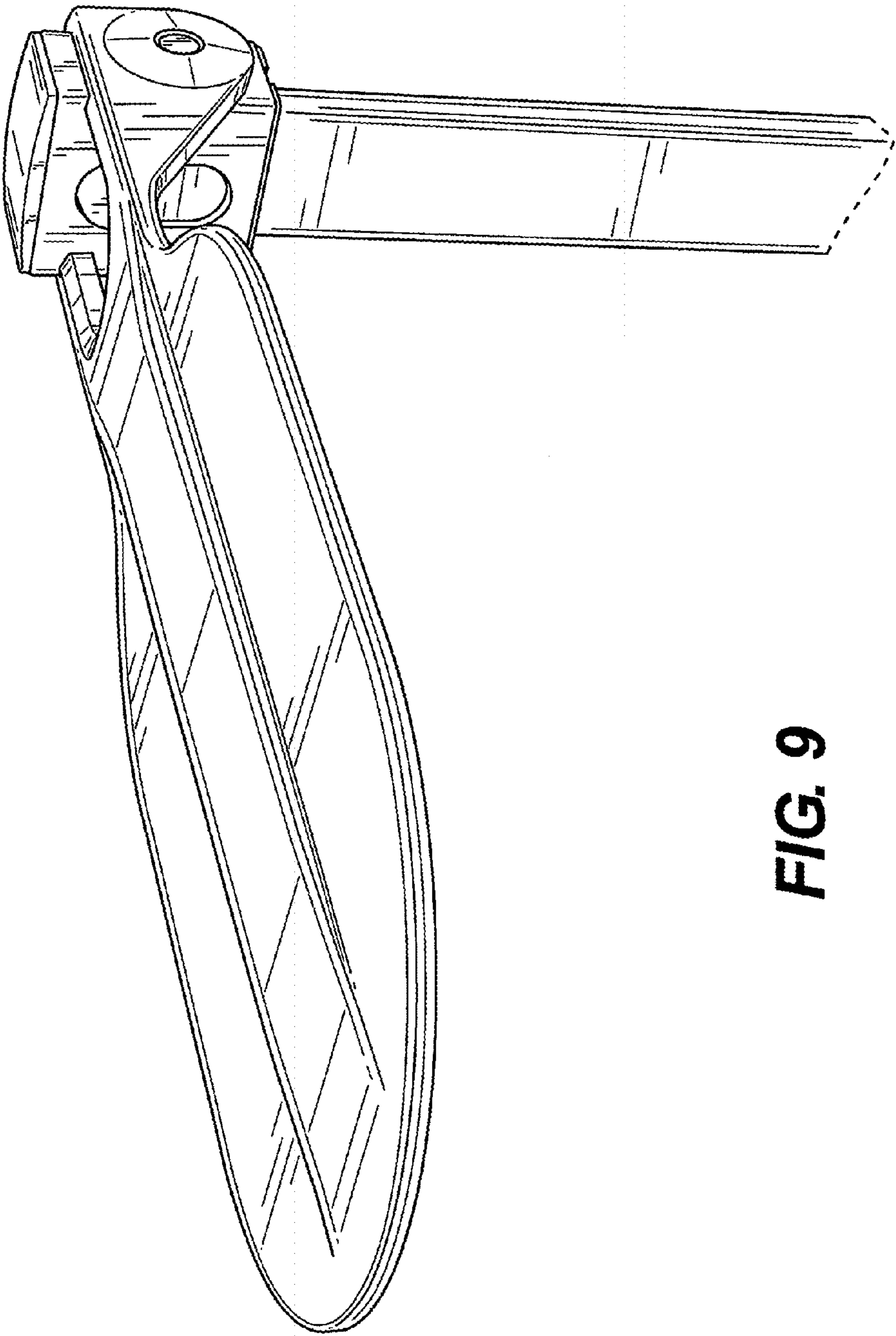


FIG. 9