



US00D767410S

(12) **United States Design Patent**
Pajauskas

(10) **Patent No.:** **US D767,410 S**

(45) **Date of Patent:** **** Sep. 27, 2016**

(54) **DRINKING CAN**

(71) Applicant: **James W. Pajauskas**, LaGrange, IL
(US)

(72) Inventor: **James W. Pajauskas**, LaGrange, IL
(US)

(73) Assignee: **James W. Pajauskas**, LaGrange, IL
(US)

(**) Term: **15 Years**

(21) Appl. No.: **29/533,138**

(22) Filed: **Jul. 14, 2015**

(51) **LOC (10) Cl.** **09-01**

(52) **U.S. Cl.**
USPC **D9/773; D9/551**

(58) **Field of Classification Search**
USPC D9/500, 502, 516, 530, 537, 539, 542,
D9/549, 763-783, 551; 215/381-385;
220/660, 669, 675; D7/601, 602, 612,
D7/615, 630
CPC B65D 1/00; B65D 1/02; B65D 1/12;
B65D 1/14; B65D 1/40; B65D 1/44; B65D
1/023; B65D 1/0223; B65D 1/165; B65D
1/238; B65D 1/246; B65D 1/253; B65D
7/04; B65D 21/0209; B65D 21/0233; B65D
25/00; B65D 25/28; B65D 41/0457; B65D
41/17; B65D 53/06; B65D 75/56; B65D
79/005; B65D 2501/0036; B65D 2543/00064;
B65D 2543/00074; B65D 2543/00083;
B65D 2543/00092; B65D 2543/00101;
B65D 2543/00111

See application file for complete search history.

(56) **References Cited**

U.S. PATENT DOCUMENTS

D395,395 S * 6/1998 De Muschamp Payne ... D9/772
D431,469 S * 10/2000 Solland D9/503
D476,234 S * 6/2003 Steele, IV D9/516
D536,986 S * 2/2007 Nix D9/551

D625,469 S * 10/2010 Dubitsky D28/84
D632,588 S * 2/2011 George D9/772
D645,352 S * 9/2011 Bore D9/443
D693,698 S * 11/2013 Miller, Jr. D9/772
D706,032 S * 6/2014 Roth D3/271.1
2008/0295558 A1* 12/2008 Reimer B21D 51/26
72/94

* cited by examiner

Primary Examiner — Keli L Hill

(74) *Attorney, Agent, or Firm* — McDonnell Boehnen
Hulbert & Berghoff LLP

(57) **CLAIM**

The ornamental design for a drinking can, as shown and
described.

DESCRIPTION

FIG. 1 is a perspective view of a drinking can having the
inventive design;

FIG. 2 is a front view of the drinking can shown in FIG. 1;

FIG. 3 is a back view of the drinking can shown in FIG. 1;

FIG. 4 is a right side view of the drinking can shown in FIG.
1;


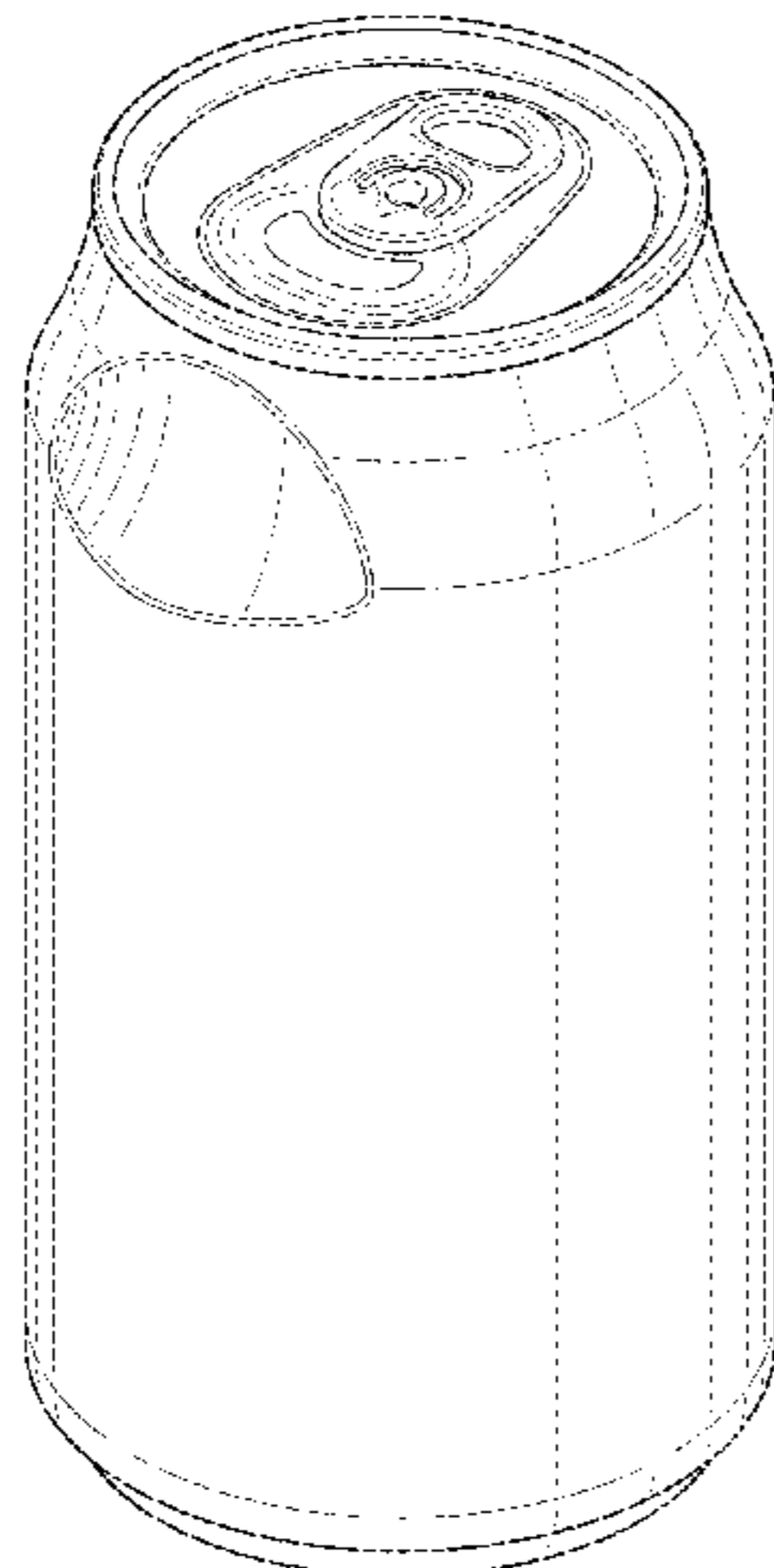
FIG. 5 is a left side view of the drinking can shown in FIG.
1;

FIG. 6 is a top view of the drinking can shown in FIG. 1;
and,

FIG. 7 is a bottom view of the drinking can shown in FIG.
1.

The broken lines in the drawings are for the purpose of
illustrating portions of the drinking can that form no part of
the claimed design.

1 Claim, 4 Drawing Sheets



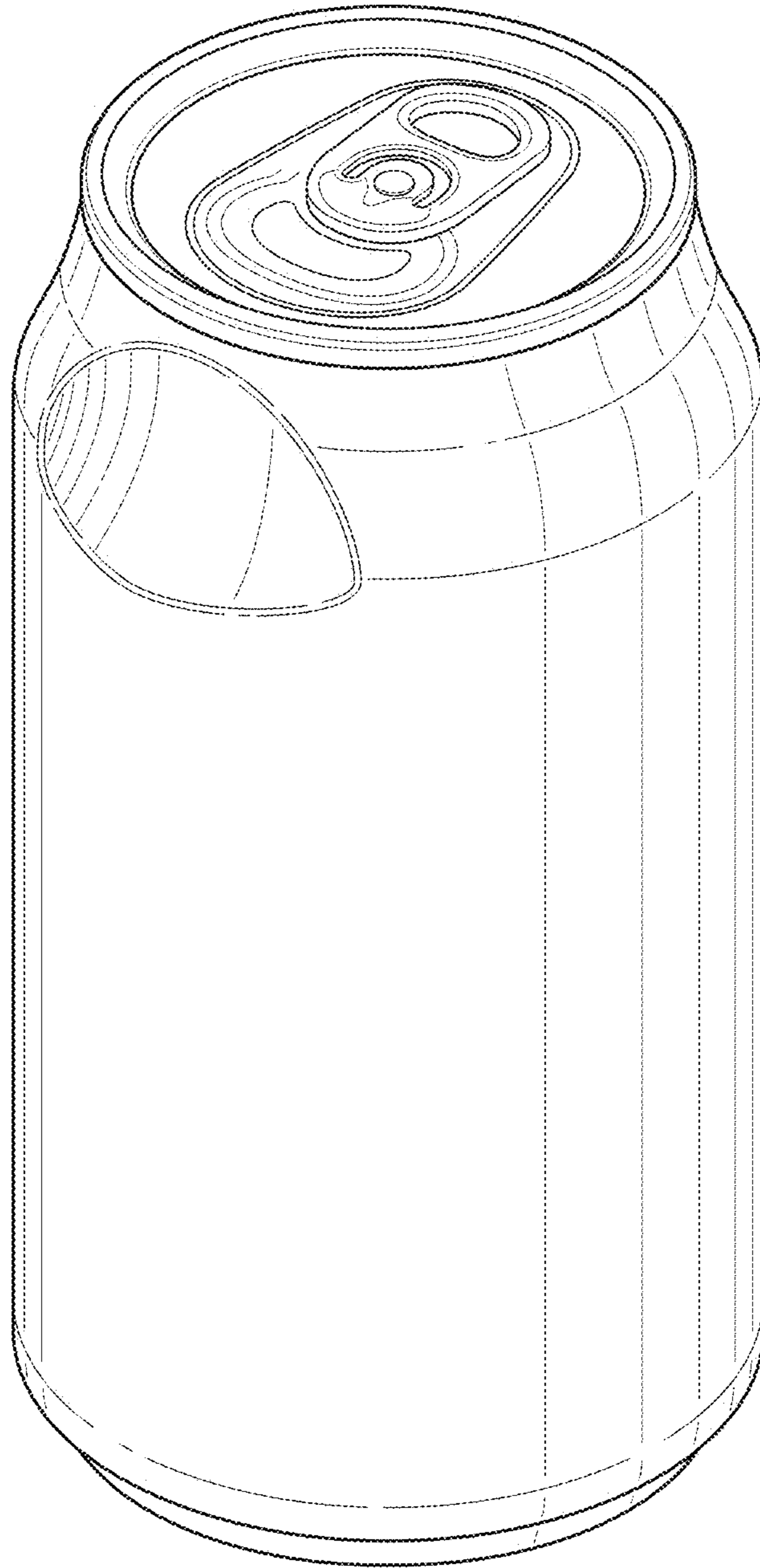


FIG. 1




FIG. 2




FIG. 3




FIG. 4




FIG. 5

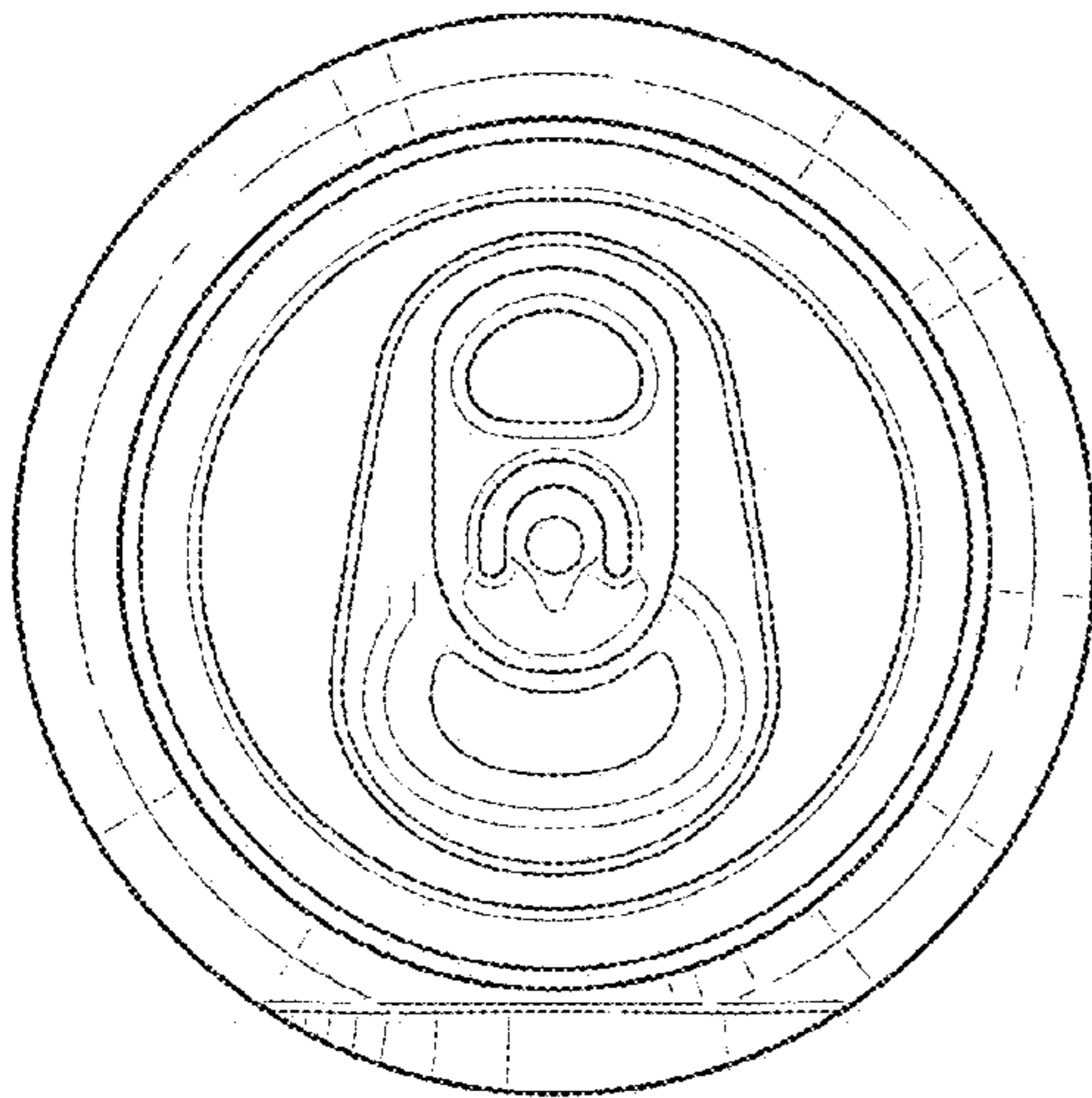


FIG. 6

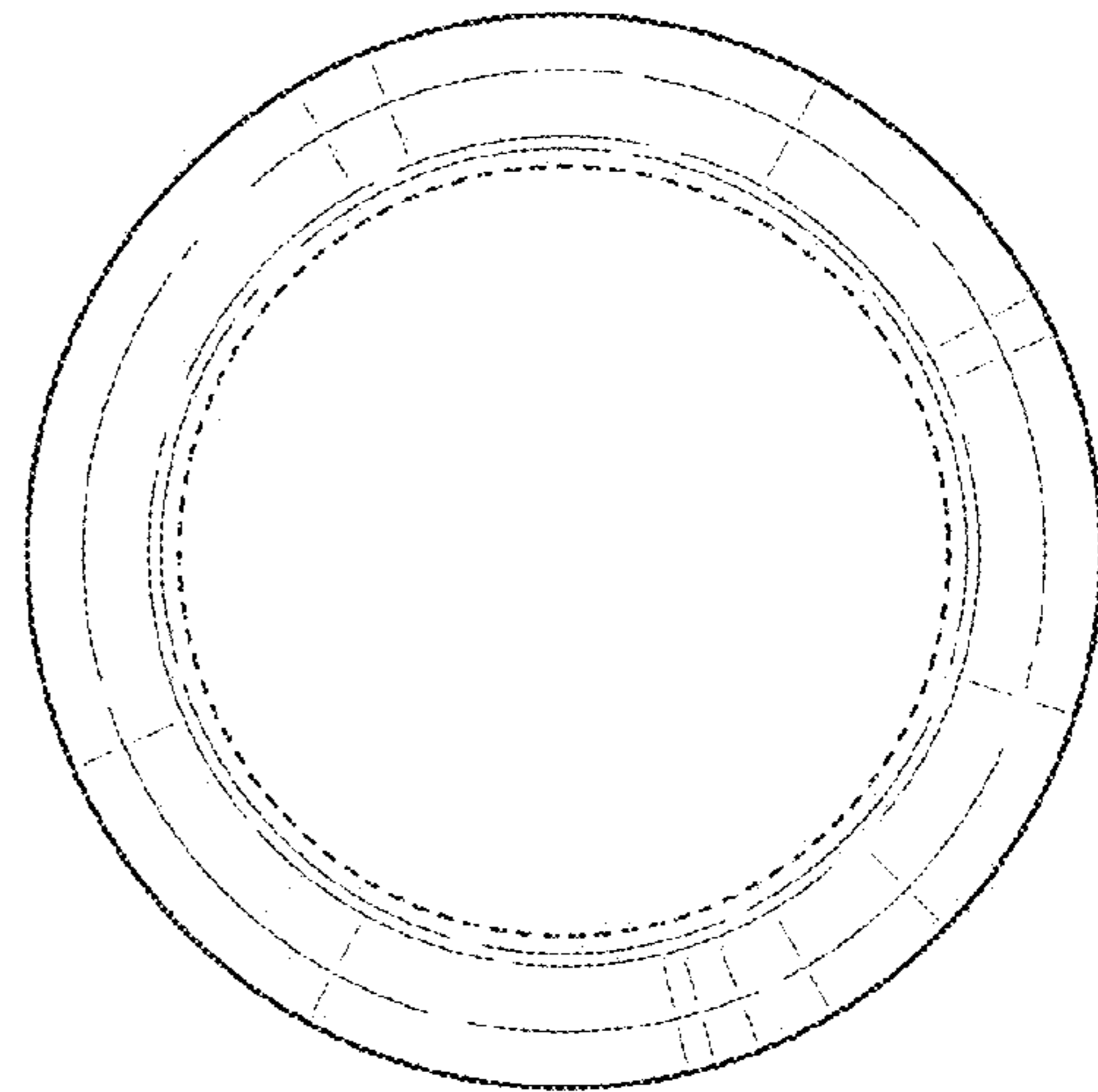


FIG. 7