



US00D767388S

(12) **United States Design Patent** (10) **Patent No.:** **US D767,388 S**
Slovis (45) **Date of Patent:** **** Sep. 27, 2016**

(54) **ATTACHABLE HANDLE**
(71) Applicant: **Adam J. Slovis**, Memphis, TN (US)
(72) Inventor: **Adam J. Slovis**, Memphis, TN (US)
(**) Term: **15 Years**
(21) Appl. No.: **29/537,942**

5,899,377 A 5/1999 Speese
D448,663 S * 10/2001 Raftree D3/328
D461,713 S * 8/2002 Foreman D9/434
D478,721 S * 8/2003 Anderton D3/208
6,758,337 B2 7/2004 Chargueraud
D512,832 S * 12/2005 Charles, Jr. D3/215
D522,242 S * 6/2006 Slaughter D3/316
D522,243 S * 6/2006 Brown, Sr. D3/316
D540,040 S * 4/2007 Madirazza D3/328
7,204,405 B2 4/2007 Johnson
D549,444 S * 8/2007 Schnackenberg D3/202

(Continued)

(22) Filed: **Aug. 31, 2015**
(51) **LOC (10) Cl.** **09-03**
(52) **U.S. Cl.**
USPC **D9/443**; D3/315; D3/316; D3/318;
D3/319

FOREIGN PATENT DOCUMENTS

FR 2901540 A1 11/2007
FR 2901540 B1 10/2010

(58) **Field of Classification Search**
USPC D3/315-19; D6/315, 317, 323, 328;
D7/393, 394, 600, 600.1; D9/434, 435,
D9/443, 455; D8/14, 300, 315, 313;
D29/113, 114; D34/28, 35; 220/752,
220/755, 759; 294/137, 153, 170, 171;
383/6, 13, 15, 23, 25
CPC A45F 5/102; A45F 5/1046; B56D 71/48;
A45D 37/00

Primary Examiner — Thomas Johannes
Assistant Examiner — Catherine Posthauer
(74) *Attorney, Agent, or Firm* — Harris, Shelton, Hanover
and Walsh; Susan B. Fentress

See application file for complete search history.

(57) **CLAIM**
The ornamental design for an attachable handle, as shown
and described.

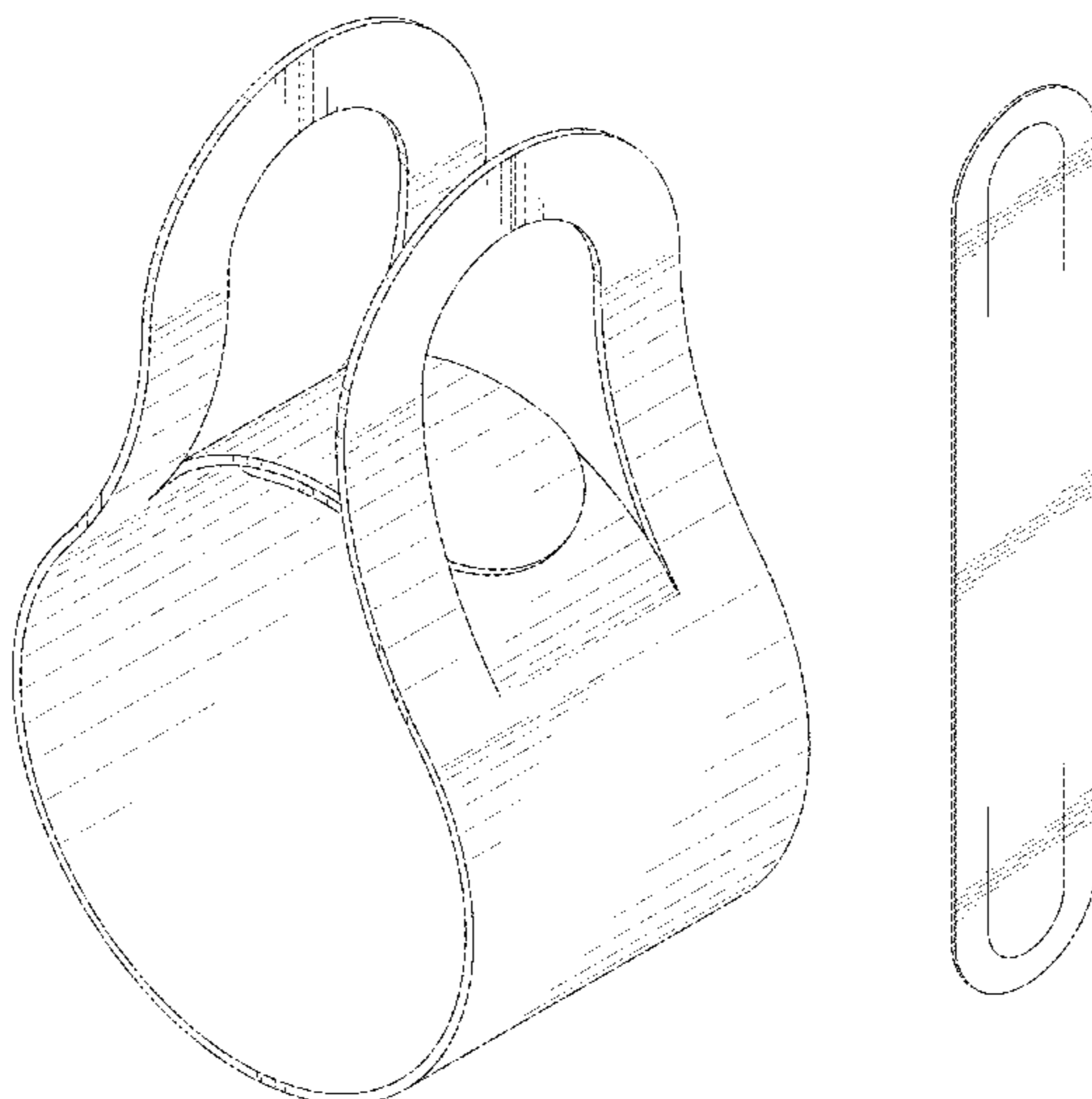
(56) **References Cited**
U.S. PATENT DOCUMENTS

DESCRIPTION

2,645,407 A 7/1953 Bergstein
3,550,834 A 12/1970 McCall
3,621,991 A 11/1971 Richter
4,637,544 A 1/1987 Quercetti
4,817,866 A 4/1989 Wonnacott
5,005,891 A * 4/1991 Lunsford A45F 5/1046
294/149
D317,246 S * 6/1991 Driscoll 294/171
5,024,324 A * 6/1991 Whittaker A45D 37/00
132/324
5,133,290 A 7/1992 De Marco
D361,665 S * 8/1995 Izumi D3/318
D369,470 S * 5/1996 Suggs, Sr. 294/143
D380,382 S * 7/1997 Rhone D9/434
D381,805 S * 8/1997 Case D3/229

FIG. 1 is an isometric view of an attachable handle showing
my new design in an assembled configuration enlarged for
clarity of construction;
FIG. 2 is a front view thereof, the rear view being identical;
FIG. 3 is a right side elevation view thereof;
FIG. 4 is a left side elevation view thereof;
FIG. 5 is a top view thereof;
FIG. 6 is a bottom view thereof;
FIG. 7 is an isometric view thereof, in an unfolded configura-
tion, shown at a reduced scale for clarity of dimension;
FIG. 8 is a front view thereof, the rear view being identical;
FIG. 9 is a right side elevation view thereof;
FIG. 10 is a top view thereof.
FIGS. 1-6 enlarged for clarity of construction.

1 Claim, 6 Drawing Sheets



(56)

References Cited

U.S. PATENT DOCUMENTS

7,419,053 B2 9/2008 Silverbrook
7,484,652 B2 2/2009 Kalberer
D605,508 S * 12/2009 Chen D9/434
D626,409 S * 11/2010 Hooley D7/622
D653,857 S * 2/2012 Pritchett D3/315
8,397,944 B1 3/2013 Landes

8,500,944 B2 8/2013 Lawrence
D704,937 S * 5/2014 Cutler D3/327
D709,375 S * 7/2014 Smith D9/455
D713,149 S * 9/2014 Swisa D3/328
D756,657 S * 5/2016 Fisher D3/215
2002/0121456 A1 9/2002 Mannion
2011/0000956 A1 1/2011 Junge
2011/0272299 A1* 11/2011 Smith B65D 71/48
206/175

* cited by examiner

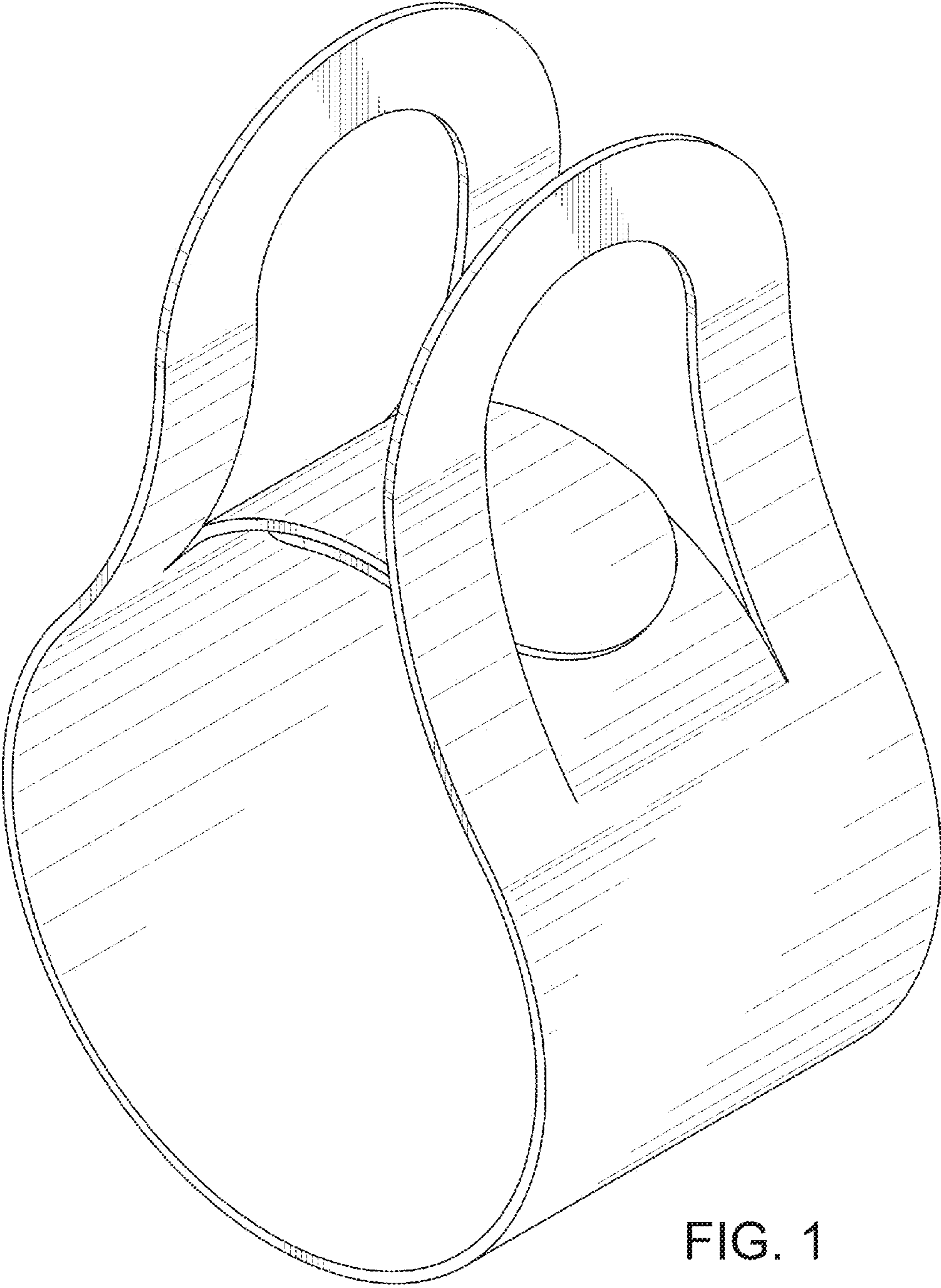


FIG. 1

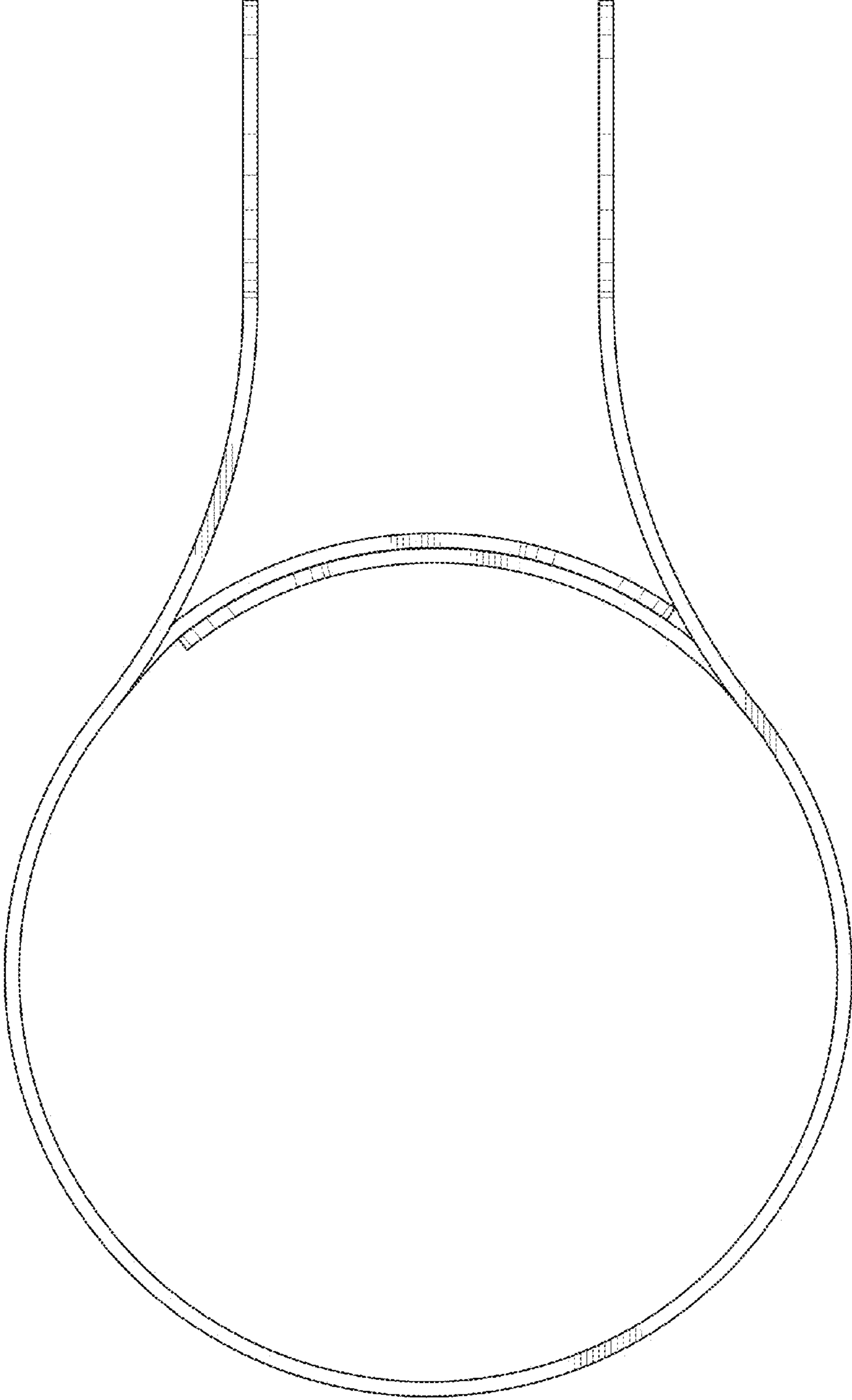


FIG. 2

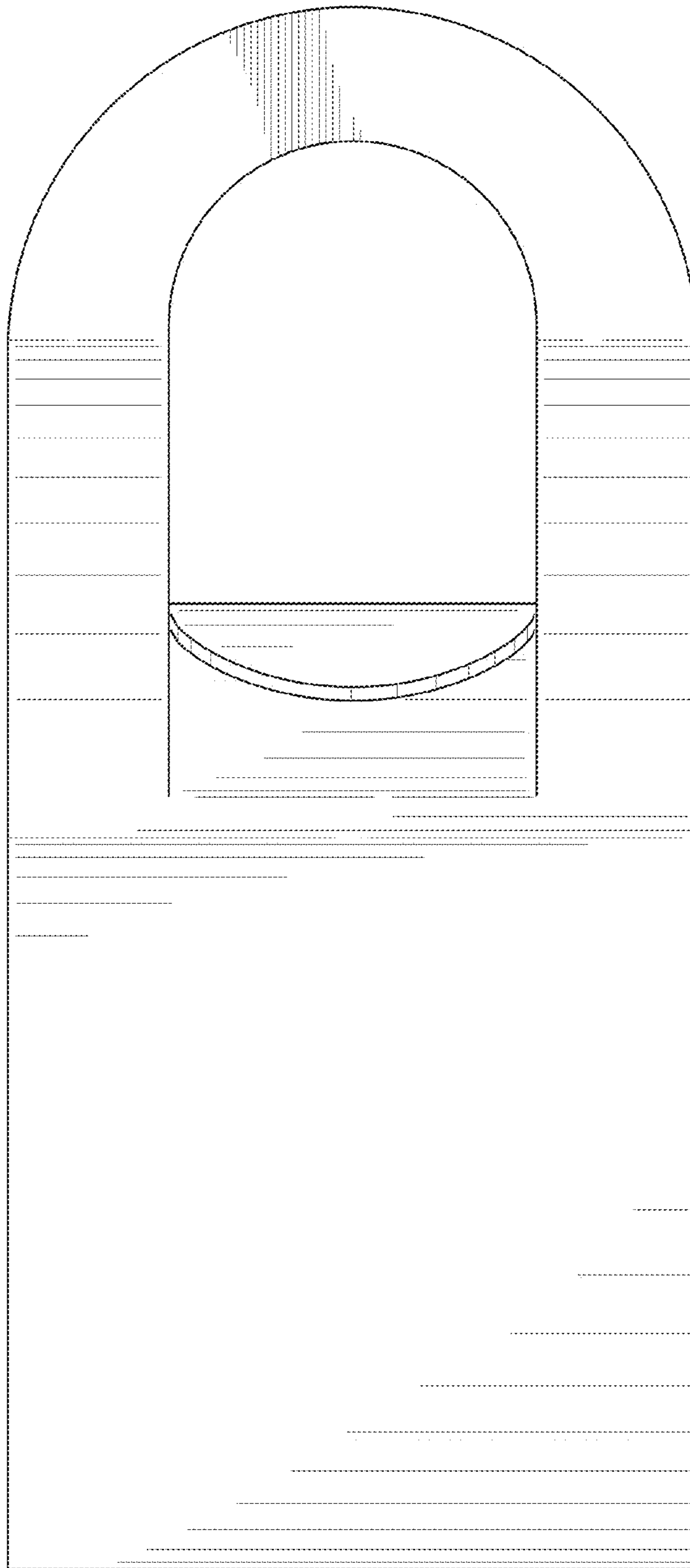


FIG. 3




FIG. 4

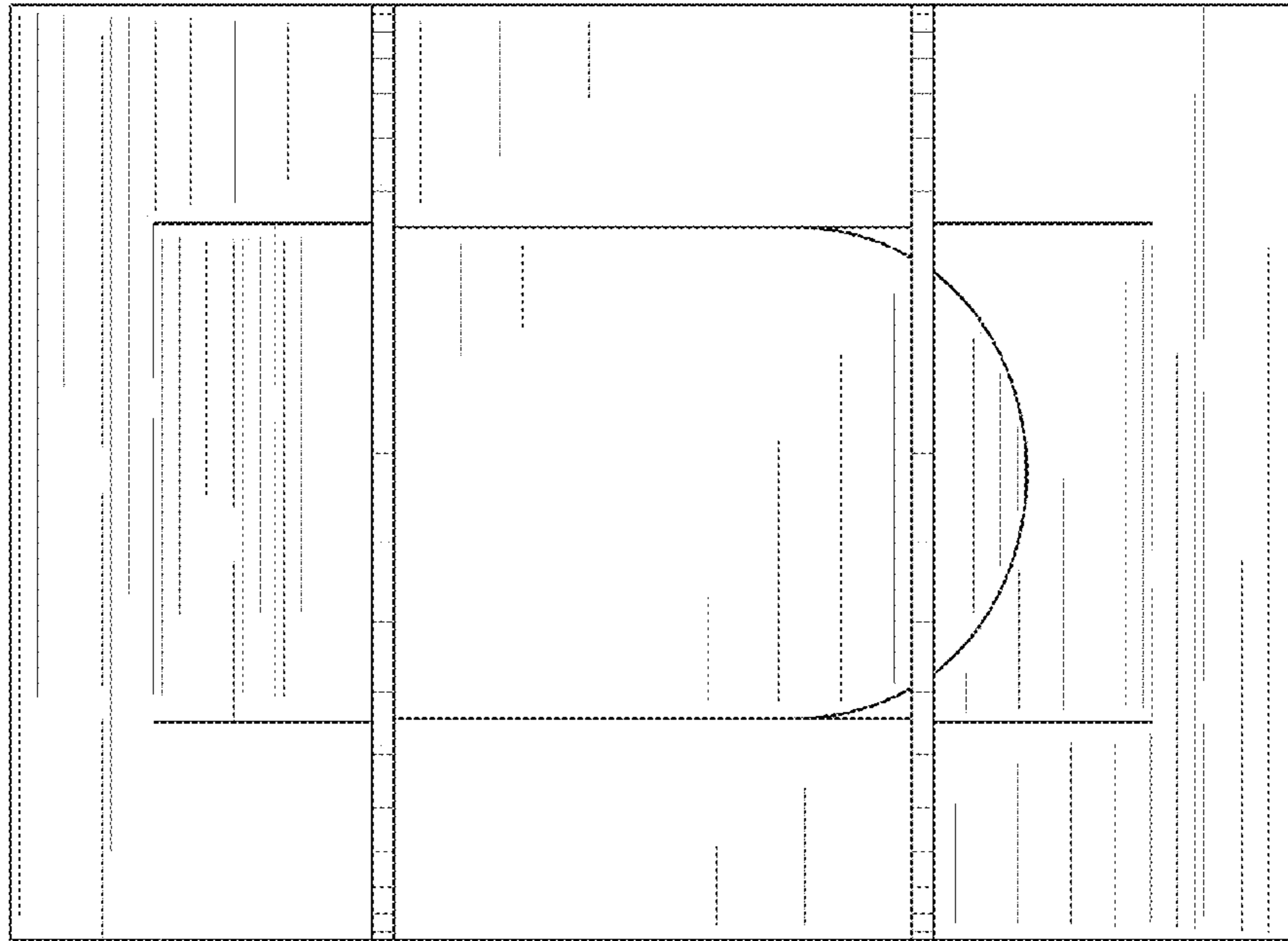


FIG. 5




FIG. 6

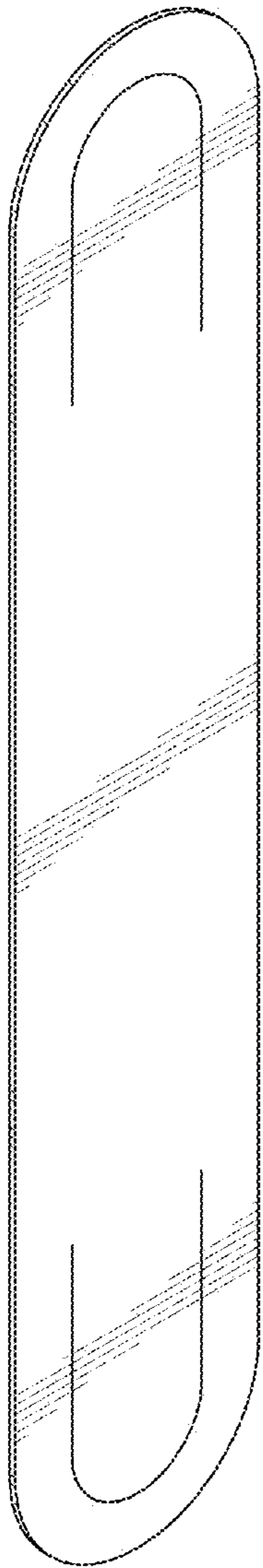


FIG. 7




FIG. 8



FIG. 9



FIG. 10