

US00D767381S

(12) **United States Design Patent** (10) **Patent No.:** **US D767,381 S**
Libreiro et al. (45) **Date of Patent:** **** Sep. 27, 2016**

- (54) **BUILDING PANEL HALF CLIP**
- (71) Applicant: **Carter Fabricating Inc.**, Brampton (CA)
- (72) Inventors: **Miguel Antonio Moore Libreiro**, Ajax (CA); **Joel Adam McKinley**, Orangeville (CA)
- (73) Assignee: **Carter Fabricating Inc.**, Brampton, Ontario (CA)
- (**) Term: **14 Years**
- (21) Appl. No.: **29/524,532**
- (22) Filed: **Apr. 21, 2015**
- (51) **LOC (10) Cl.** **08-08**
- (52) **U.S. Cl.**
 USPC **D8/382**; D8/349; D25/119
- (58) **Field of Classification Search**
 USPC D8/380, 349, 354, 373, 377, 382, 394, D8/499; D25/119, 125
 CPC E04F 13/0816; E04F 13/0846; E04F 13/0848; E04F 13/12; E04F 13/0891; E04F 13/0875; E04F 13/08
- See application file for complete search history.

(56) **References Cited**

U.S. PATENT DOCUMENTS

D210,935 S *	5/1968	Cook	D25/119
D255,940 S *	7/1980	Kwan	D25/119
D258,262 S	2/1981	Sharon		
D286,187 S	10/1986	Bancroft		
D286,190 S	10/1986	Bancroft		
D296,187 S *	6/1988	Mischenko	403/381
D299,273 S *	1/1989	Pittman, Jr.	D25/119
4,829,740 A	5/1989	Hutchison		
D320,094 S *	9/1991	Miller	D13/155
5,226,274 A	7/1993	Sommerstein		
D353,128 S	12/1994	Christensen		
5,384,998 A	1/1995	Tanaka et al.		
6,035,598 A	3/2000	Sukolics et al.		

D433,459 S *	11/2000	Balchin	D20/44
D491,281 S *	6/2004	Barnett	D25/119
D583,221 S *	12/2008	Johnsen	D8/354
D585,267 S *	1/2009	Di Vinadio	D8/377
7,472,521 B2	1/2009	Bilge		
7,621,084 B2	11/2009	Bilge		
D625,588 S *	10/2010	Norris	D8/382
D626,663 S	11/2010	Stephens		
8,127,507 B1	3/2012	Bilge		
8,745,941 B2	6/2014	MacDonald et al.		
9,068,353 B1	6/2015	Kovalchuk		
9,091,079 B2	7/2015	Wright		

(Continued)

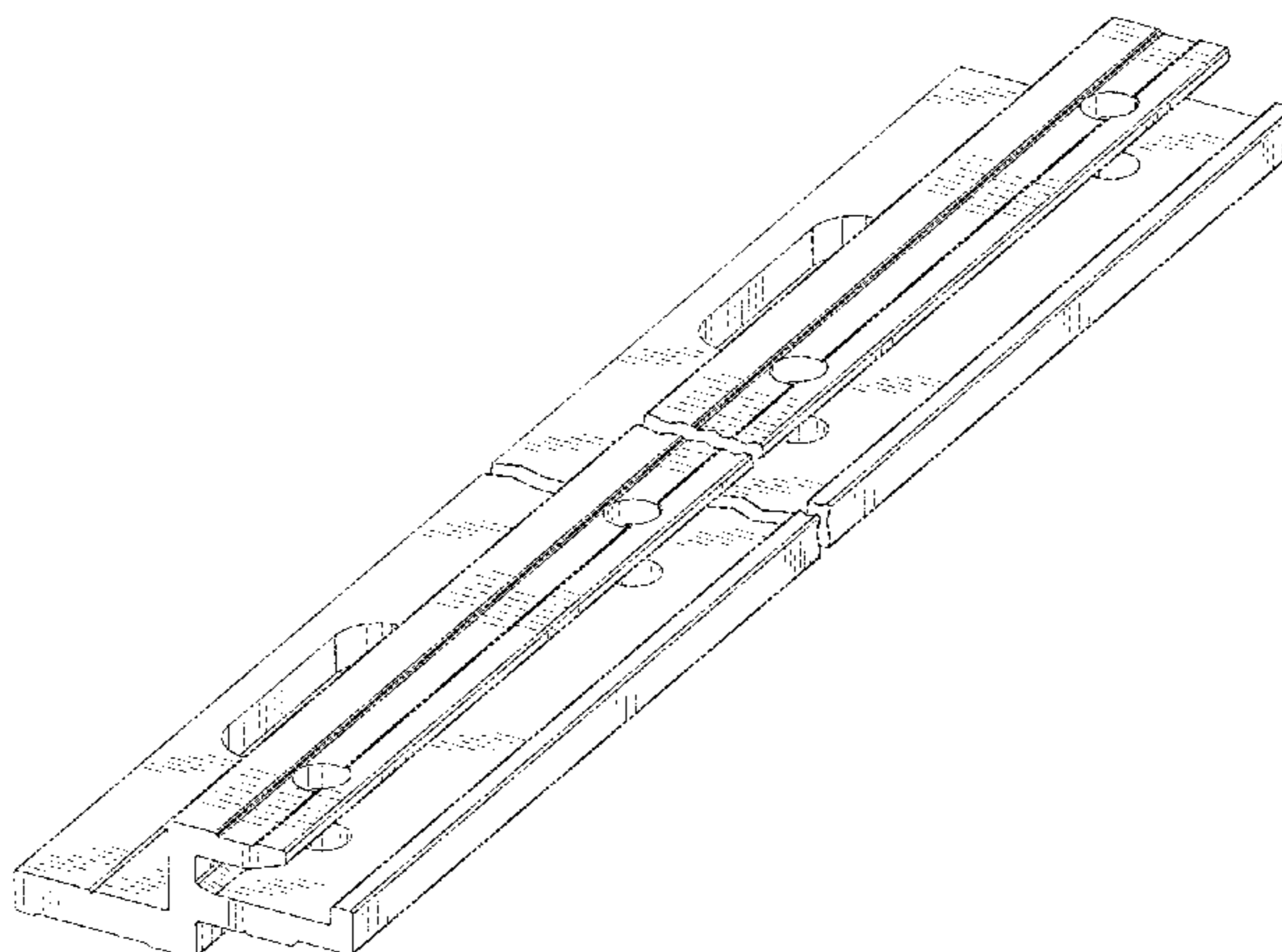
Primary Examiner — Sheryl Lane
Assistant Examiner — Ieisha Price
 (74) *Attorney, Agent, or Firm* — Bereskin & Parr LLP/S.E.N.C.R.L., s.r.l.

(57) **CLAIM**
 The ornamental design for a building panel half clip, as described and shown.

DESCRIPTION

FIG. 1 is a perspective view of a building panel half clip showing our new design;
 FIG. 2 is a front elevation view of the building panel half clip shown in FIG. 1;
 FIG. 3 is a right side elevation view of the building panel half clip shown in FIG. 1;
 FIG. 4 is a rear elevation view of the building panel half clip shown in FIG. 1;
 FIG. 5 is a left side elevation view of the building panel half clip shown in FIG. 1;
 FIG. 6 is a top plan view of the building panel half clip shown in FIG. 1; and,
 FIG. 7 is a bottom plan view of the building panel half clip shown in FIG. 1.
 All portions of the building panel half clip located between the break lines, shown throughout the drawing disclosure, form no part of the claimed design.

1 Claim, 4 Drawing Sheets



(56)

References Cited

U.S. PATENT DOCUMENTS

D742,548 S *	11/2015	Singh	D25/119	2007/0119105 A1	5/2007	MacDonald et al.	
D744,667 S	12/2015	MacDonald et al.		2009/0241444 A1	10/2009	Griffiths	
D745,192 S	12/2015	Suciu et al.		2012/0096799 A1	4/2012	Wright	
2007/0022682 A1	2/2007	Morgenegg et al.		2015/0121794 A1*	5/2015	Koetje	E04F 13/0846 52/506.05
				2015/0345152 A1*	12/2015	Libreiro	E04F 13/0816 52/506.05

* cited by examiner

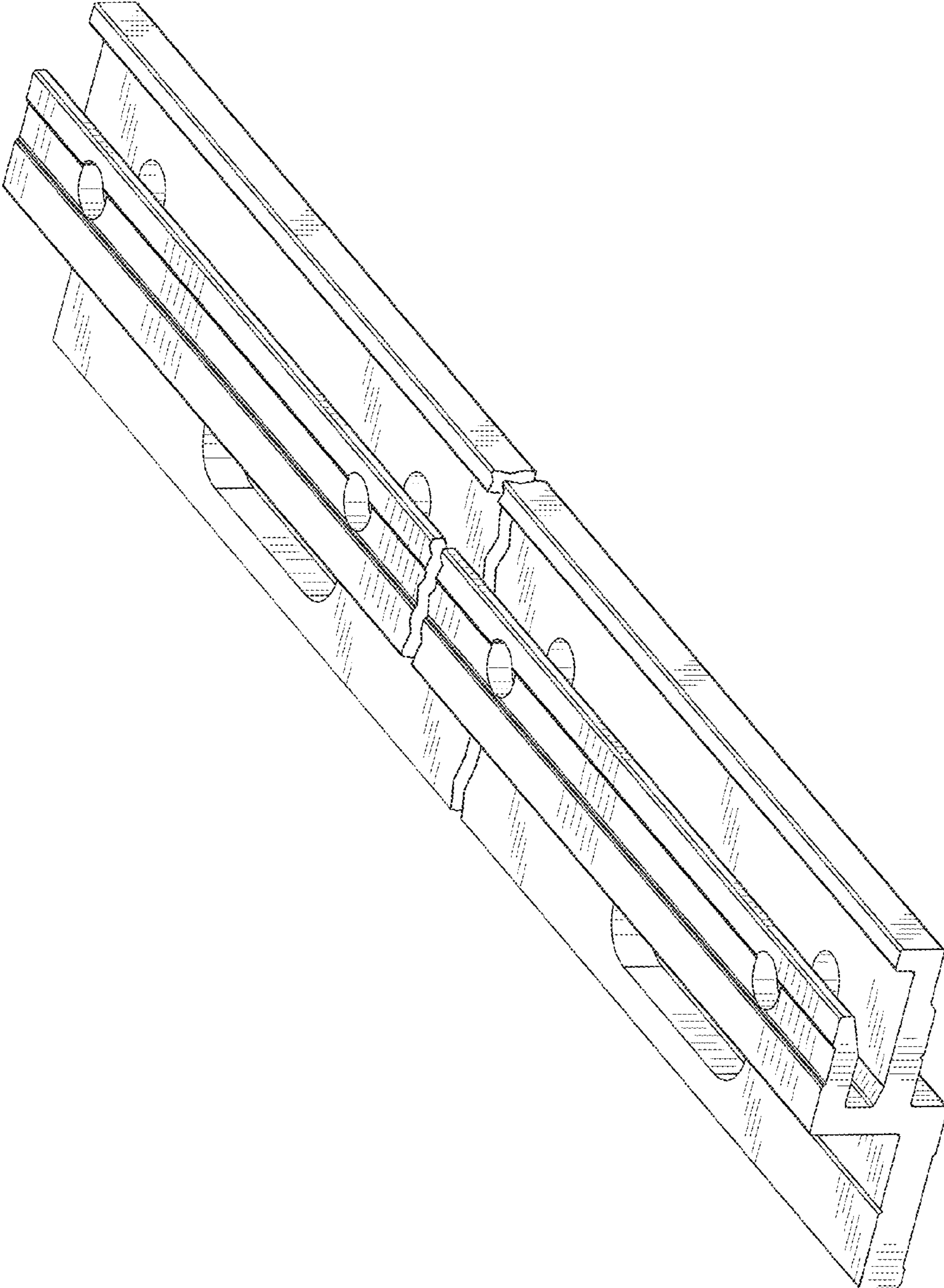


FIG. 1

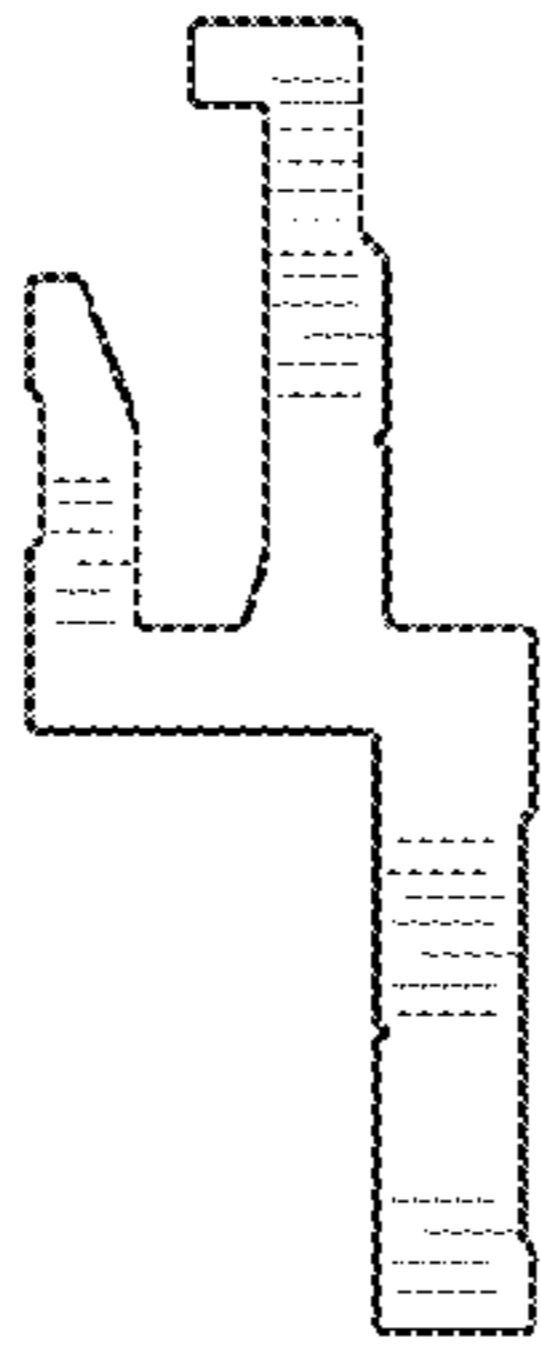


FIG. 2

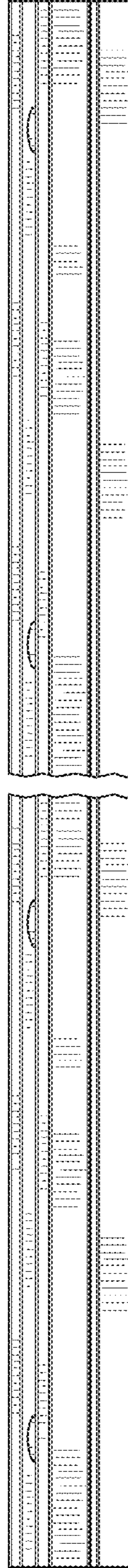


FIG. 3

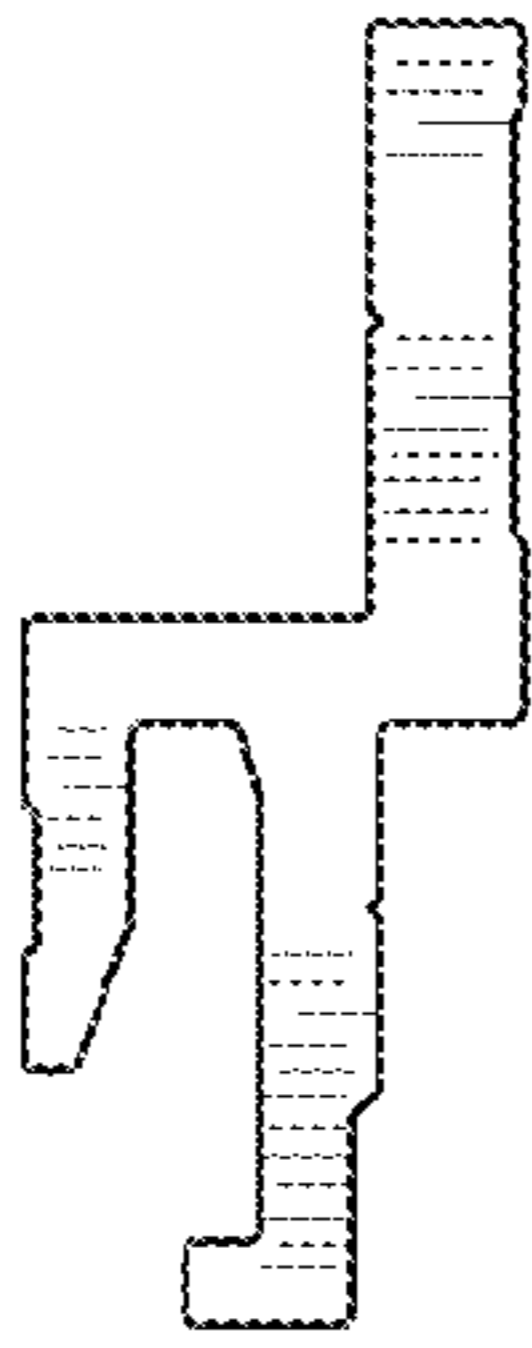


FIG. 4

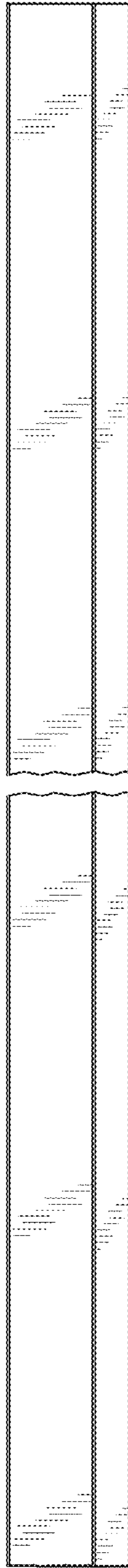


FIG. 5

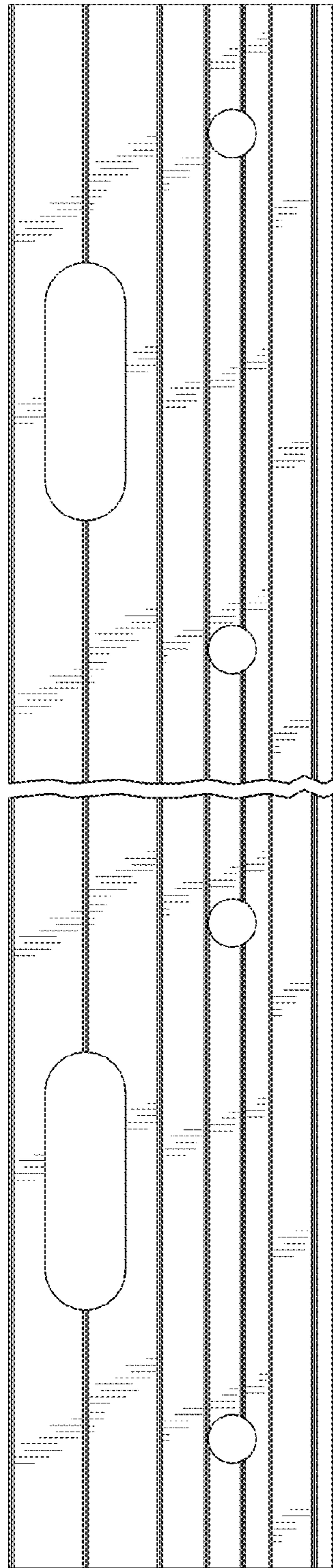


FIG. 6

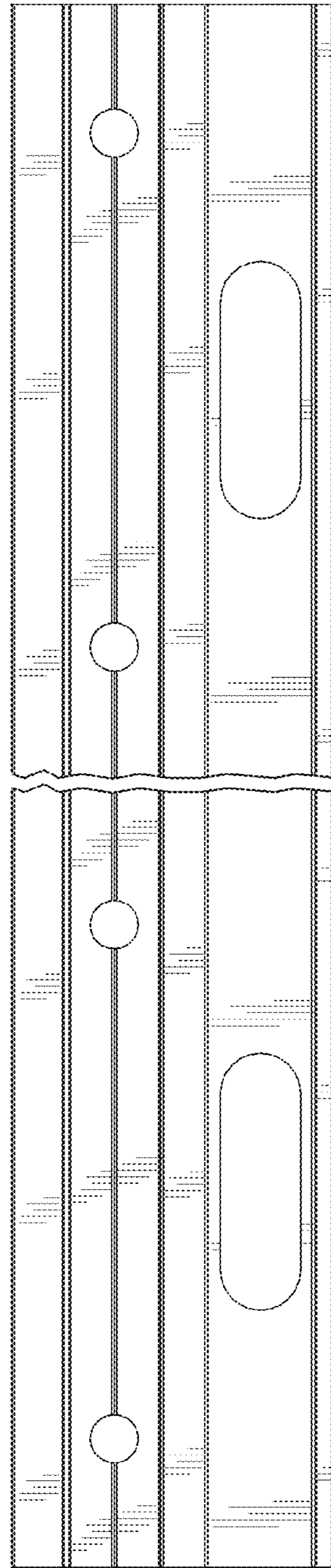


FIG. 7