

US00D767372S

(12) **United States Design Patent** (10) **Patent No.:** **US D767,372 S**  
**Itou et al.** (45) **Date of Patent:** **\*\* Sep. 27, 2016**

(54) **SPRING CLIP** 5,533,237 A 7/1996 Higgins  
D421,709 S \* 3/2000 Haslem ..... D8/354  
6,074,150 A \* 6/2000 Shinozaki ..... B60R 13/0206  
24/297  
6,317,937 B1 \* 11/2001 Ishihara ..... F16B 5/0614  
24/289  
6,497,011 B2 12/2002 Smith et al.  
7,120,971 B2 \* 10/2006 Osterland ..... B60R 13/0206  
24/295  
D570,203 S \* 6/2008 Shiomoto ..... 24/297  
D572,129 S \* 7/2008 Keays ..... 24/297  
D658,974 S \* 5/2012 Komeno ..... D8/356  
D671,391 S \* 11/2012 Komeno ..... D8/356  
D690,583 S \* 10/2013 Sendra-Gonzalez ..... D8/394  
D691,463 S \* 10/2013 Sendra-Gonzalez ..... D8/394  
D701,450 S \* 3/2014 Ukai ..... D8/382  
2002/0056175 A1 5/2002 Magarino  
2002/0194710 A1 \* 12/2002 Dickinson ..... F16B 5/0614  
24/295  
2004/0083582 A1 \* 5/2004 Dickinson ..... F16B 5/0614  
24/295  
2005/0076602 A1 \* 4/2005 Routhier ..... F16B 21/02  
52/698  
2005/0105987 A1 \* 5/2005 Giugliano ..... F16B 5/065  
411/508  
2005/0217082 A1 \* 10/2005 Vassiliou ..... F16B 5/0614  
24/294  
2008/0174151 A1 7/2008 Dickenson et al.  
2012/0272487 A1 11/2012 Cooley et al.

(71) Applicant: **DAIWA KASEI KOGYO KABUSHIKI KAISHA**, Okazaki-shi, Aichi-ken (JP)

(72) Inventors: **Norihito Itou**, Okazaki (JP); **Katsuya Hirakawa**, Toyokawa (JP)

(73) Assignee: **DAIWA KASEI KOGYO KABUSHIKI KAISHA**, Aichi-Ken (JP)

(\*\*) Term: **15 Years**

(21) Appl. No.: **29/536,751**

(22) Filed: **Aug. 19, 2015**

**Related U.S. Application Data**

(63) Continuation of application No. 13/332,091, filed on Dec. 20, 2011, now abandoned.

(30) **Foreign Application Priority Data**

Dec. 24, 2010 (JP) ..... 2010-287555

(51) **LOC (10) Cl.** ..... **08-05**

(52) **U.S. Cl.**  
USPC ..... **D8/356**

(58) **Field of Classification Search**  
USPC ..... D32/361; D9/434; D24/143; 24/129 R, 24/18, 130, 289, 297, 457; 606/203; D8/354, 356, 382, 394; D12/217; 248/75; 242/615  
CPC ..... B60T 3/00; H02G 3/045  
See application file for complete search history.

(56) **References Cited**

**U.S. PATENT DOCUMENTS**

2,677,468 A 5/1954 Dreyfus, Jr.  
3,021,581 A 2/1962 Cook et al.  
D194,869 S \* 3/1963 Stall ..... D8/367  
3,208,119 A 9/1965 Seckerson

**FOREIGN PATENT DOCUMENTS**

JP H 11-55835 A 2/1999  
JP 2004-162790 A 6/2004

\* cited by examiner

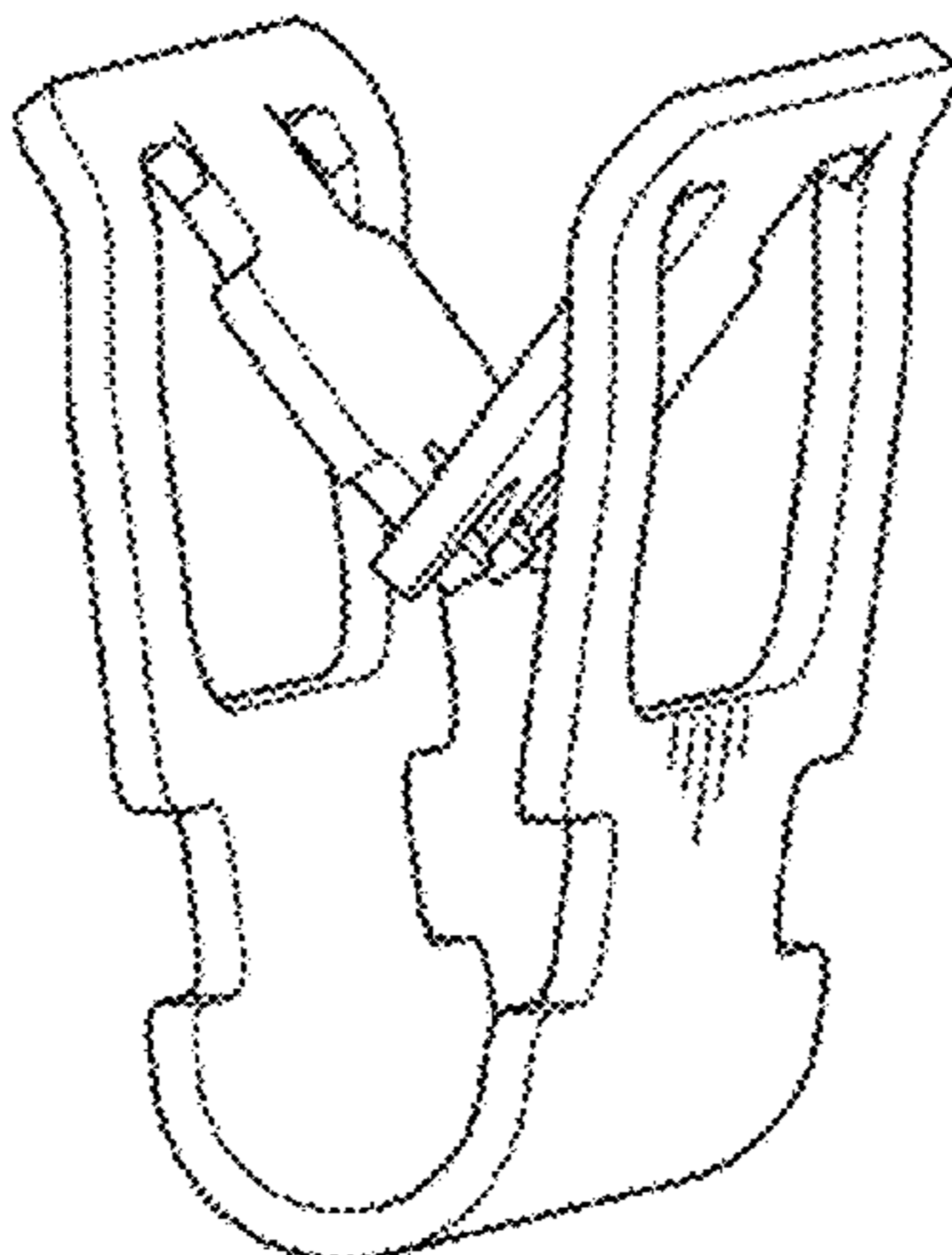
*Primary Examiner* — Cynthia Underwood  
(74) *Attorney, Agent, or Firm* — Christensen Fonder P.A.

(57) **CLAIM**  
We claim the ornamental design for spring clip, as shown and described.

**DESCRIPTION**

FIG. 1 is a front perspective view of the spring clip; and, FIG. 2 is a front view of the spring clip.

**1 Claim, 1 Drawing Sheet**



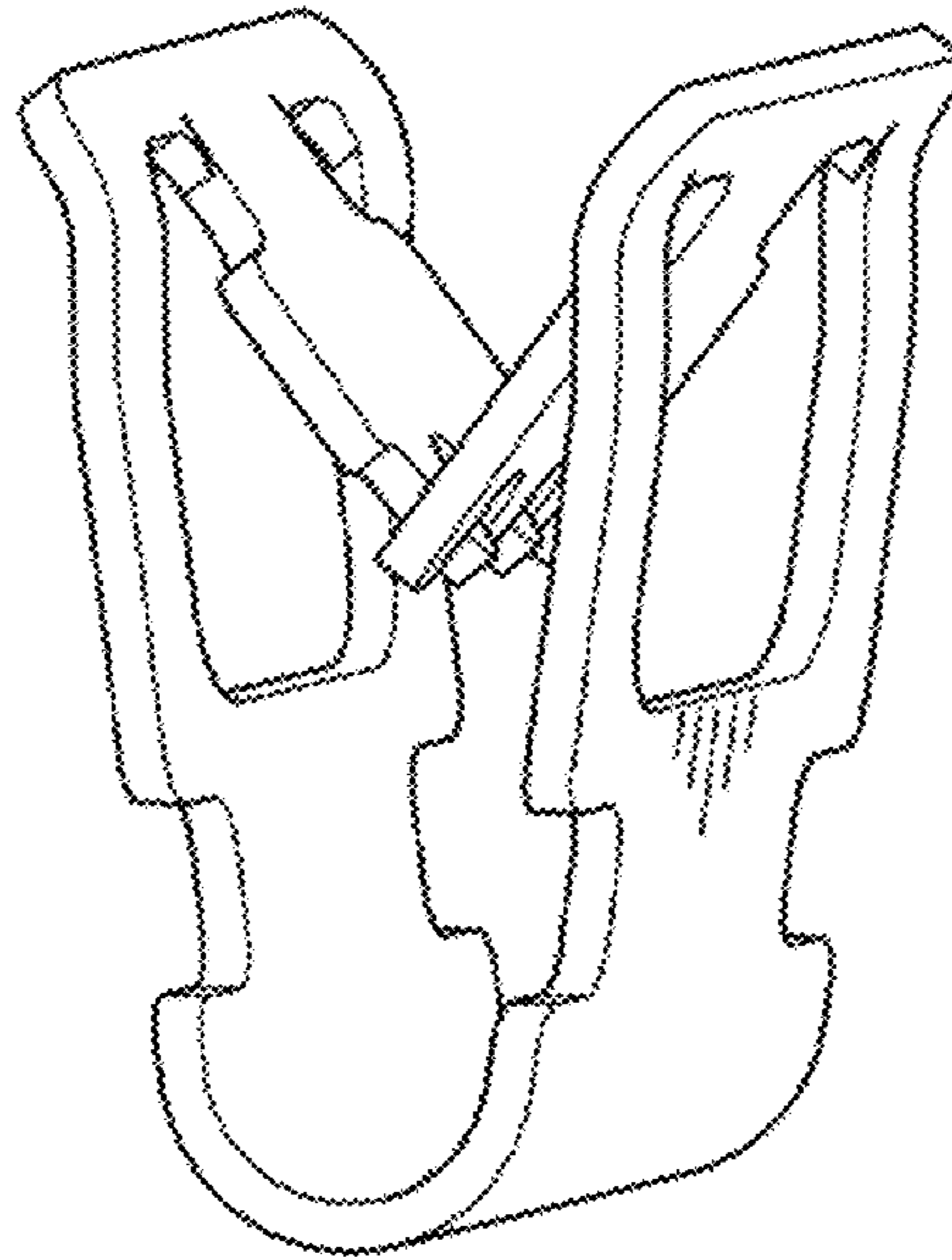


FIG. 1

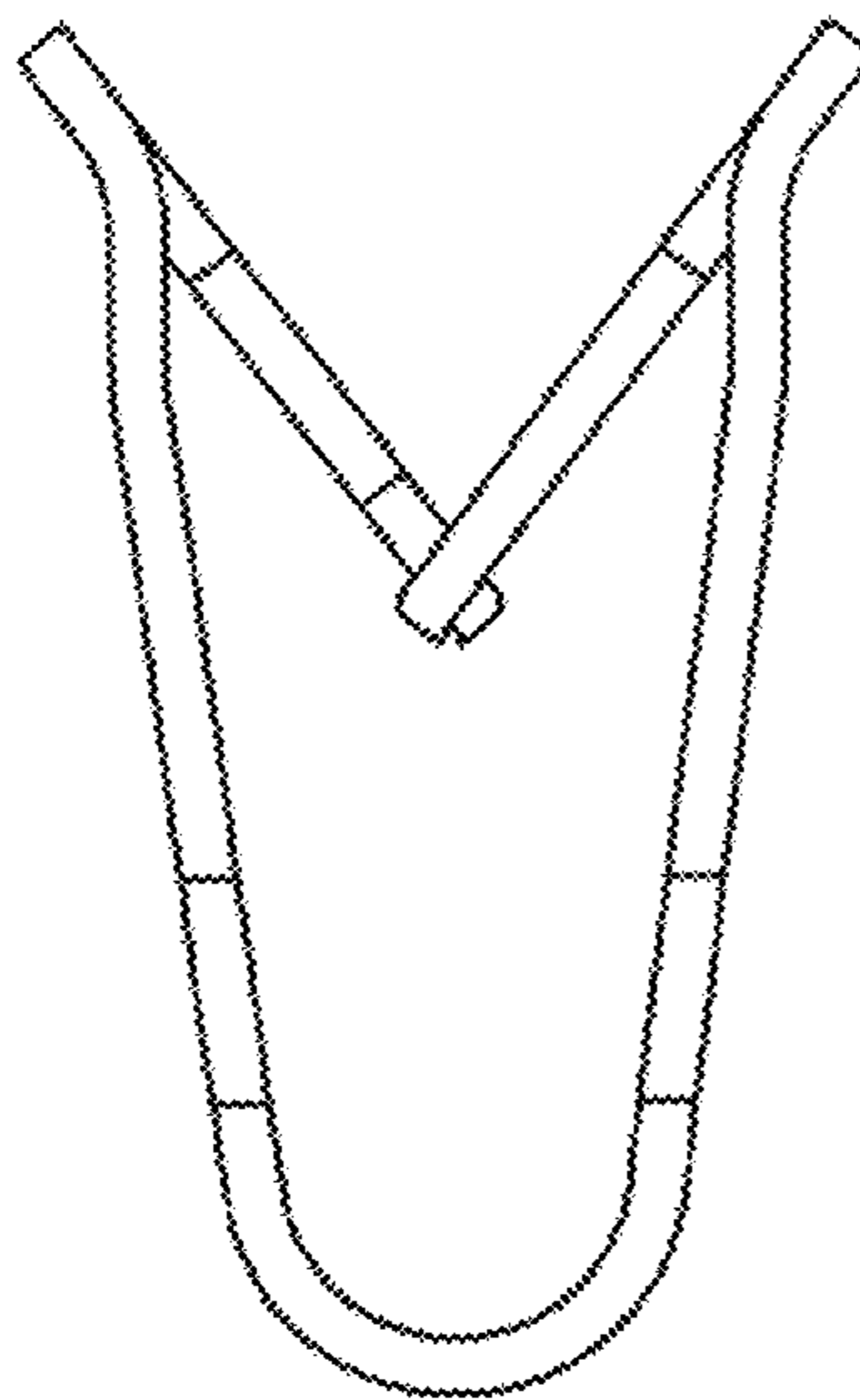


FIG. 2