



US00D767365S

(12) **United States Design Patent** (10) **Patent No.:** **US D767,365 S**
Yu (45) **Date of Patent:** **** Sep. 27, 2016**

(54) **LOCK ESCUTCHEON**
(71) Applicant: **TAIWAN FU HSING INDUSTRIAL CO., LTD.**, Kaohsiung (TW)
(72) Inventor: **Sheng-Shun Yu**, Kaohsiung (TW)
(73) Assignee: **TAIWAN FU HSING INDUSTRIAL CO., LTD.**, Kaoshiung (TW)
(**) Term: **15 Years**
(21) Appl. No.: **29/536,186**
(22) Filed: **Aug. 14, 2015**

D297,408 S * 8/1988 Yandek D13/125
D297,409 S * 8/1988 Yandek D13/125
D297,507 S * 9/1988 Yandek D13/171
D508,393 S * 8/2005 Gao D8/352
D552,966 S * 10/2007 Roberts D8/330
D552,967 S * 10/2007 Roberts D8/330
D552,968 S * 10/2007 Roberts D8/330
D626,633 S * 11/2010 Montgomery D23/254
D635,441 S * 4/2011 Roberts, III D8/330
D635,444 S * 4/2011 Roberts, III D8/330
D637,474 S * 5/2011 Schneider D8/330
7,984,631 B2 * 7/2011 Case E05B 15/02
70/278.1
D645,726 S * 9/2011 Lu D8/330
D645,727 S * 9/2011 Bergmann D8/350
D675,081 S * 1/2013 Clark D8/353

(Continued)

(30) **Foreign Application Priority Data**

Jul. 22, 2015 (TW) 104303913

(51) **LOC (10) Cl.** **08-07**

(52) **U.S. Cl.**
USPC **D8/330; D8/350**

(58) **Field of Classification Search**
USPC D8/330, 331, 336, 338, 339, 340, 343,
D8/350-353, 300, 301; 70/14, 20, 51, 57,
70/57.1, 91, 107, 141, 472, 277, 279.1,
70/284-286, 314, DIG. 44; 292/2, 32, 137,
292/288, 289, 290, 292
CPC G05B 19/00; G05B 15/00; E05B 49/00;
E05B 49/02; E05B 9/00; E05B 17/00;
E05B 37/00; E05B 3/00; E05B 13/103;
E05B 1/00; E05B 47/00; Y10T 70/8324;
Y10T 70/8459; Y10T 70/8514; Y10T
70/8568

See application file for complete search history.

(56) **References Cited**

U.S. PATENT DOCUMENTS

D271,374 S * 11/1983 Butts D8/353
D297,404 S * 8/1988 Yandek D13/164
D297,407 S * 8/1988 Yandek D13/171

FOREIGN PATENT DOCUMENTS

TW D160777 6/2014

Primary Examiner — Mark Goodwin

(74) *Attorney, Agent, or Firm* — CKC & Partners Co., Ltd.

(57) **CLAIM**

The ornamental design for a lock escutcheon, as shown and described.


DESCRIPTION

FIG. 1 is a perspective view of a lock escutcheon showing my new design;
FIG. 2 is a front view thereof;
FIG. 3 is a rear view thereof;
FIG. 4 is a left side view thereof;
FIG. 5 is a right side view thereof;
FIG. 6 is a top view thereof; and,
FIG. 7 is a bottom view thereof.

The portions of the Figures shown in broken lines are shown for illustrative purposes only and form no part of the claimed design.

Shading is used to illustrate the curvature of the part and not color.

1 Claim, 7 Drawing Sheets



(56)

References Cited

U.S. PATENT DOCUMENTS

D675,082 S * 1/2013 Clark D8/353
D675,083 S * 1/2013 Clark D8/353
D682,656 S * 5/2013 Cramer D8/331
D682,657 S * 5/2013 Roberts, III D8/331
D682,658 S * 5/2013 Cramer D8/331
D683,205 S * 5/2013 Cramer D8/331
D693,203 S * 11/2013 Mostert D8/330
D693,204 S * 11/2013 Mostert D8/330
D693,205 S * 11/2013 Mostert D8/330
D693,206 S * 11/2013 Mostert D8/330

D693,667 S * 11/2013 Mostert D8/330
D699,096 S * 2/2014 Chan D8/331
D722,260 S * 2/2015 Warmenhoven D8/330
D736,590 S * 8/2015 Roberts, III D8/330
D736,591 S * 8/2015 Groleski D8/330
D737,657 S * 9/2015 Nadgouda D8/331
D737,661 S * 9/2015 Chan D8/330
D738,186 S * 9/2015 Nadgouda D8/331
D738,192 S * 9/2015 Hetfield D8/350
D756,196 S * 5/2016 Huang D8/330
D756,748 S * 5/2016 Lu D8/331
D756,749 S * 5/2016 Lu D8/331

* cited by examiner




Fig. 1




Fig. 2




Fig. 3




Fig. 4




Fig. 5




Fig. 6




Fig. 7