



US00D767362S

(12) **United States Design Patent**
Wang

(10) **Patent No.:** **US D767,362 S**

(45) **Date of Patent:** **** Sep. 27, 2016**

(54) **UTILITY KNIFE**

(71) Applicant: **Aiguo Wang**, Ningbo, Zhejiang Province (CN)

(72) Inventor: **Chao Wang**, Ningbo (CN)

(73) Assignee: **Aiguo Wang**, Ningbo (CN)

(**) Term: **15 Years**

(21) Appl. No.: **29/533,353**

(22) Filed: **Jul. 16, 2015**

(30) **Foreign Application Priority Data**

May 12, 2015 (CN) 2015 3 0138243

(51) **LOC (10) Cl.** **08-03**

(52) **U.S. Cl.**
USPC **D8/99**

(58) **Field of Classification Search**
USPC D8/98, 99, 100, 107
CPC B26B 1/08; B26B 5/00; B26B 5/001;
B26B 5/002; B26B 5/006; B26B 11/00
See application file for complete search history.

(56) **References Cited**

U.S. PATENT DOCUMENTS

D410,832 S * 6/1999 Chong D8/99
D458,526 S * 6/2002 Budrow D8/99

D509,419 S * 9/2005 Chung D8/99
D524,138 S * 7/2006 Chih D8/99
D525,104 S * 7/2006 Samberg D8/99
D558,555 S * 1/2008 Huang D8/99
D594,309 S * 6/2009 Sugiura D8/99
D629,274 S * 12/2010 Wu D8/99
D705,033 S * 5/2014 Dahlberg D8/98
D731,280 S * 6/2015 Dahlberg D8/99
D731,282 S * 6/2015 Dahlberg D8/99
D731,870 S * 6/2015 Dahlberg D8/99

* cited by examiner

Primary Examiner — Phillip S Hyder

(74) *Attorney, Agent, or Firm* — Cheng Law Group, PLLC

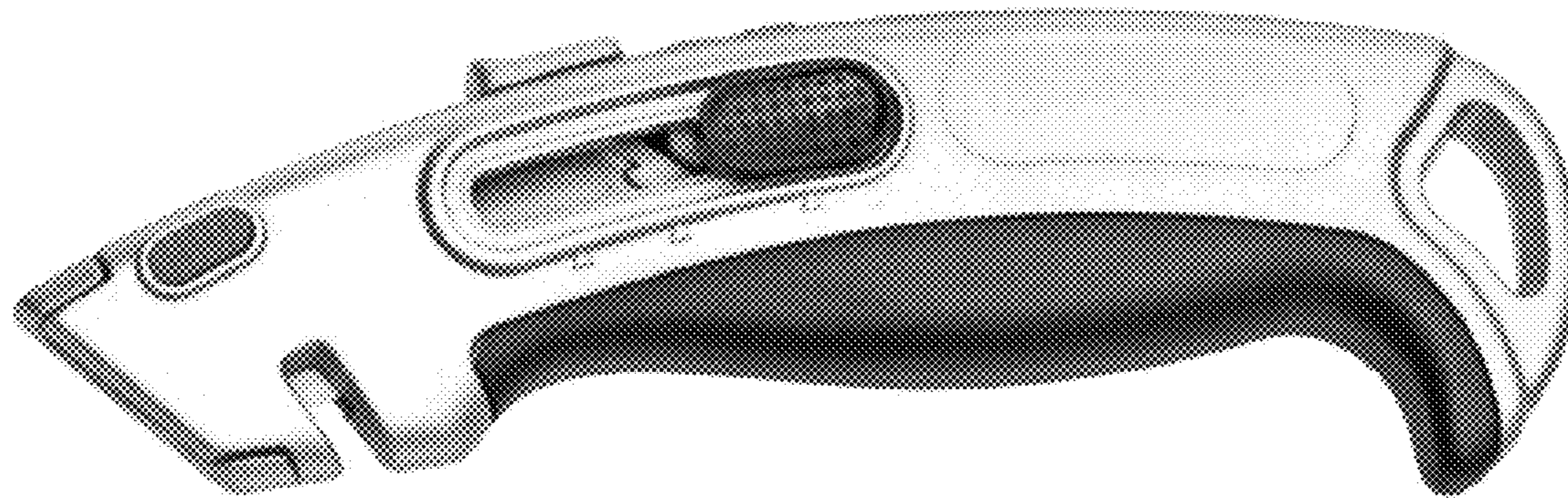
(57) **CLAIM**

The ornamental design for a utility knife, as shown and described.

DESCRIPTION

FIG. 1 is a perspective view of a utility knife, showing my new design;
FIG. 2 is a front view thereof;
FIG. 3 is a rear view thereof;
FIG. 4 is a top view thereof;
FIG. 5 is a bottom view thereof;
FIG. 6 is a left side view thereof; and,
FIG. 7 is a right side view thereof.

1 Claim, 7 Drawing Sheets



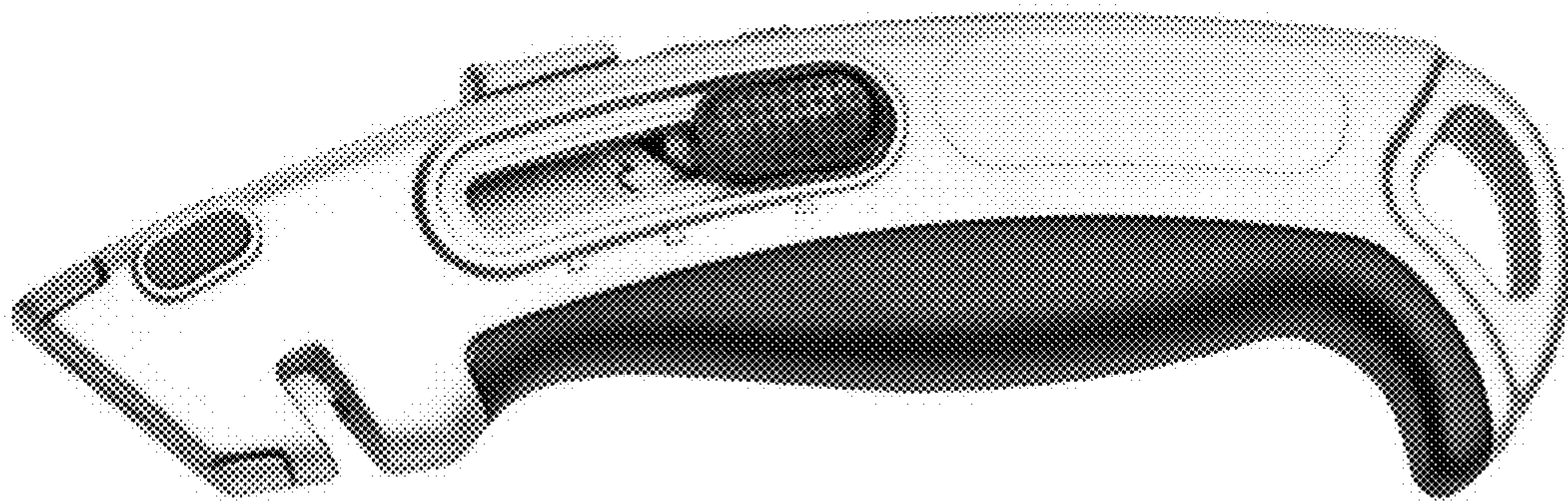


FIG. 1




FIG. 2




FIG. 3




FIG. 4




FIG. 5




FIG. 6




FIG. 7