

US00D767361S

(12) **United States Design Patent** (10) **Patent No.:** **US D767,361 S**
Chiu (45) **Date of Patent:** **** Sep. 27, 2016**

(54) **UTILITY KNIFE** D651,064 S * 12/2011 Wu D8/99
D675,897 S * 2/2013 Wu D8/99
(71) Applicant: **Goodly-Ch Enterprise Co., Ltd.,** D675,899 S * 2/2013 Wu D8/99
Taichung (TW) D710,178 S * 8/2014 Wu D8/99
8,793,881 B2 * 8/2014 Rowlay B26B 5/001
(72) Inventor: **Chin-Chang Chiu, Taichung (TW)** 2011/0088264 A1 * 4/2011 Muccino B26B 5/001
30/161
30/162

(73) Assignee: **Goodly-Ch Enterprise Co., Ltd.,** * cited by examiner
Taichung (TW)

(**) Term: **15 Years** *Primary Examiner* — Phillip S Hyder
(74) *Attorney, Agent, or Firm* — Alan D. Kamrath;
Kamrath IP Lawfirm, P.A.

(21) Appl. No.: **29/530,626**

(22) Filed: **Jun. 18, 2015**

(51) **LOC (10) Cl.** **08-03**

(52) **U.S. Cl.**
USPC **D8/99**

(58) **Field of Classification Search**
USPC D8/98, 99, 100, 105, 107
CPC B26B 5/001; B26B 5/003; B26B 11/00;
B26B 1/08; B26B 1/02; B26B 1/10; B26B
1/04; B26B 5/00; B26B 5/06
See application file for complete search history.

(56) **References Cited**

U.S. PATENT DOCUMENTS

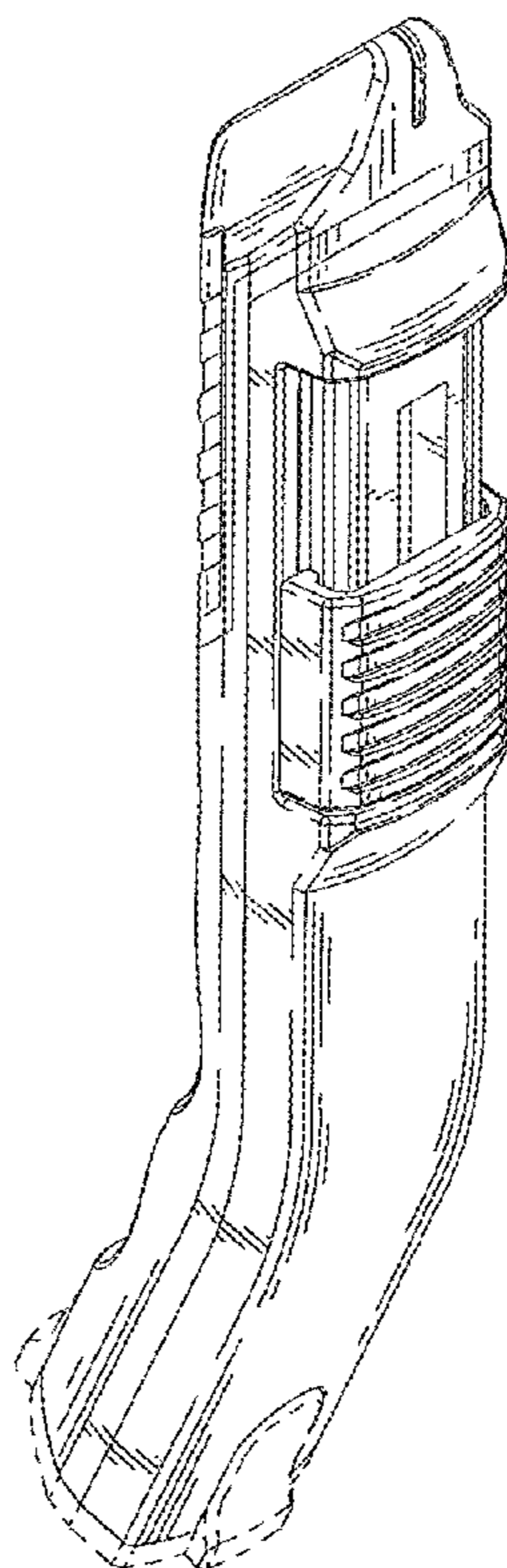
6,192,589 B1 * 2/2001 Martone B26B 5/001
30/125
D439,492 S * 3/2001 Martone D8/99
6,330,749 B1 * 12/2001 Khachatoorian B26B 5/001
30/125

(57) **CLAIM**
The ornamental design for a utility knife, as shown and described.

DESCRIPTION

FIG. 1 is a perspective view of a utility knife showing my new design;
FIG. 2 is a front view thereof;
FIG. 3 is a left view thereof;
FIG. 4 is a right view thereof;
FIG. 5 is a top view thereof;
FIG. 6 is a bottom view thereof; and,
FIG. 7 is a perspective view thereof, with the sliding actuator in an alternate position.
The broken lines depict portions of the utility knife in which the design is embodied that are not considered part of the claimed design.

1 Claim, 7 Drawing Sheets



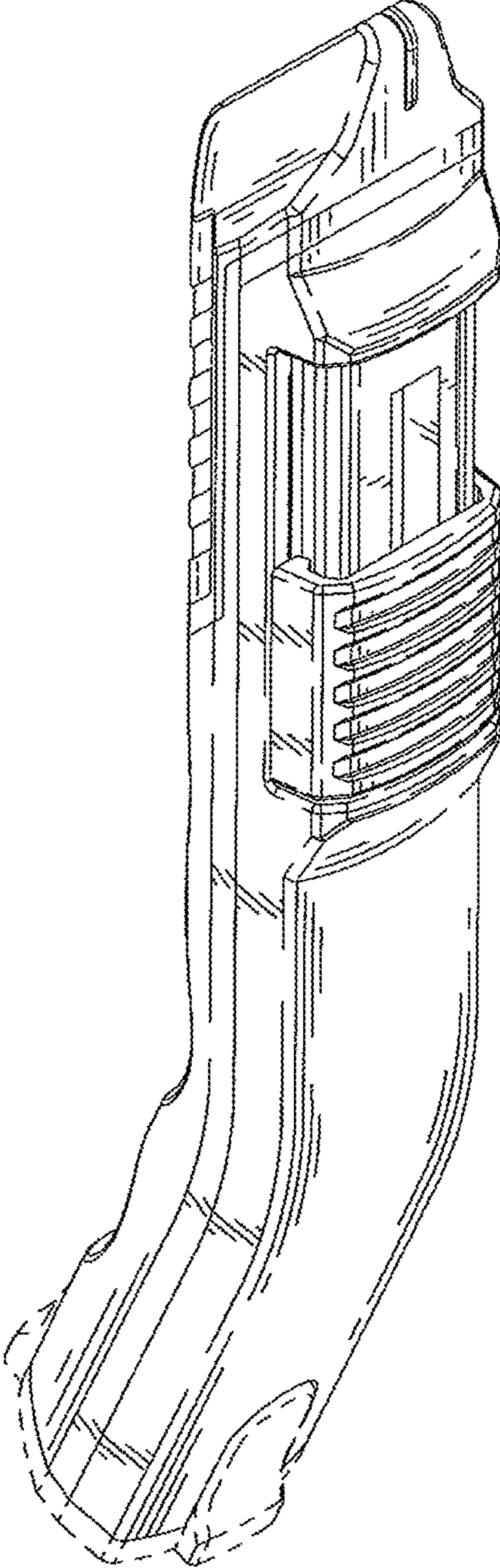


FIG. 1

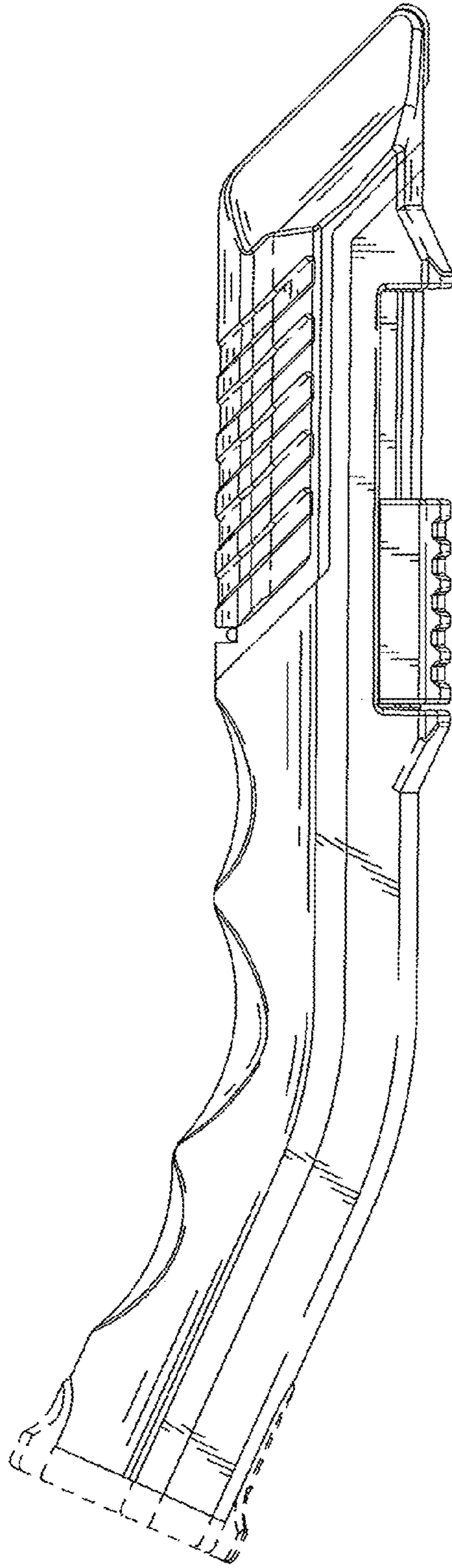


FIG. 2

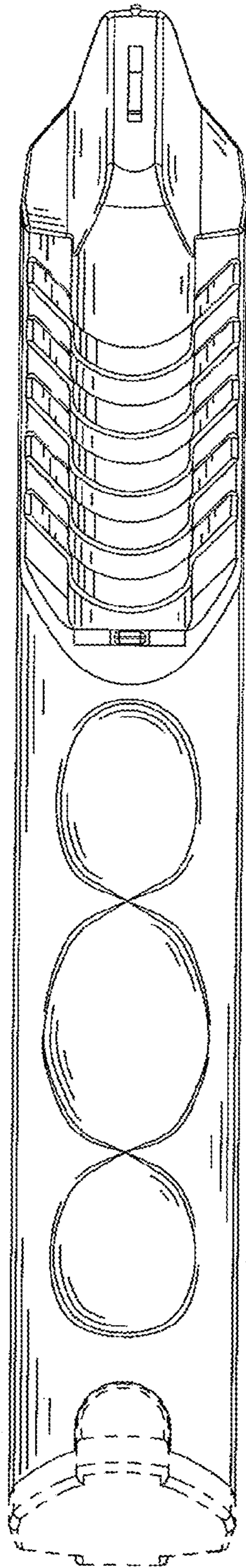


FIG. 3

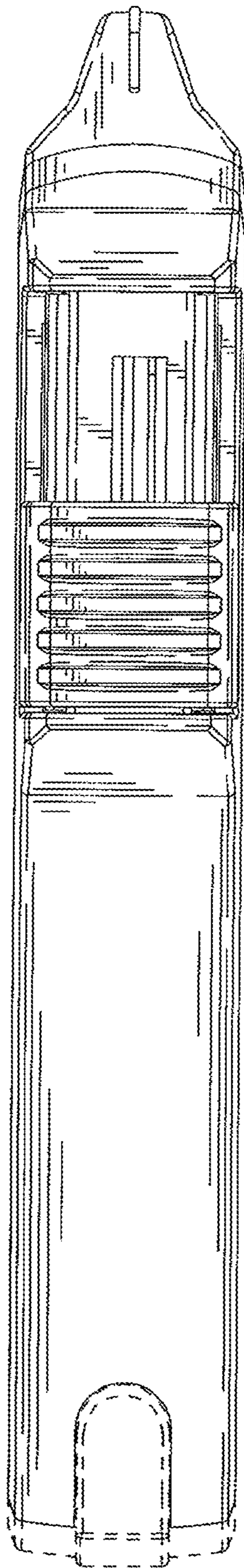


FIG. 4




FIG. 5

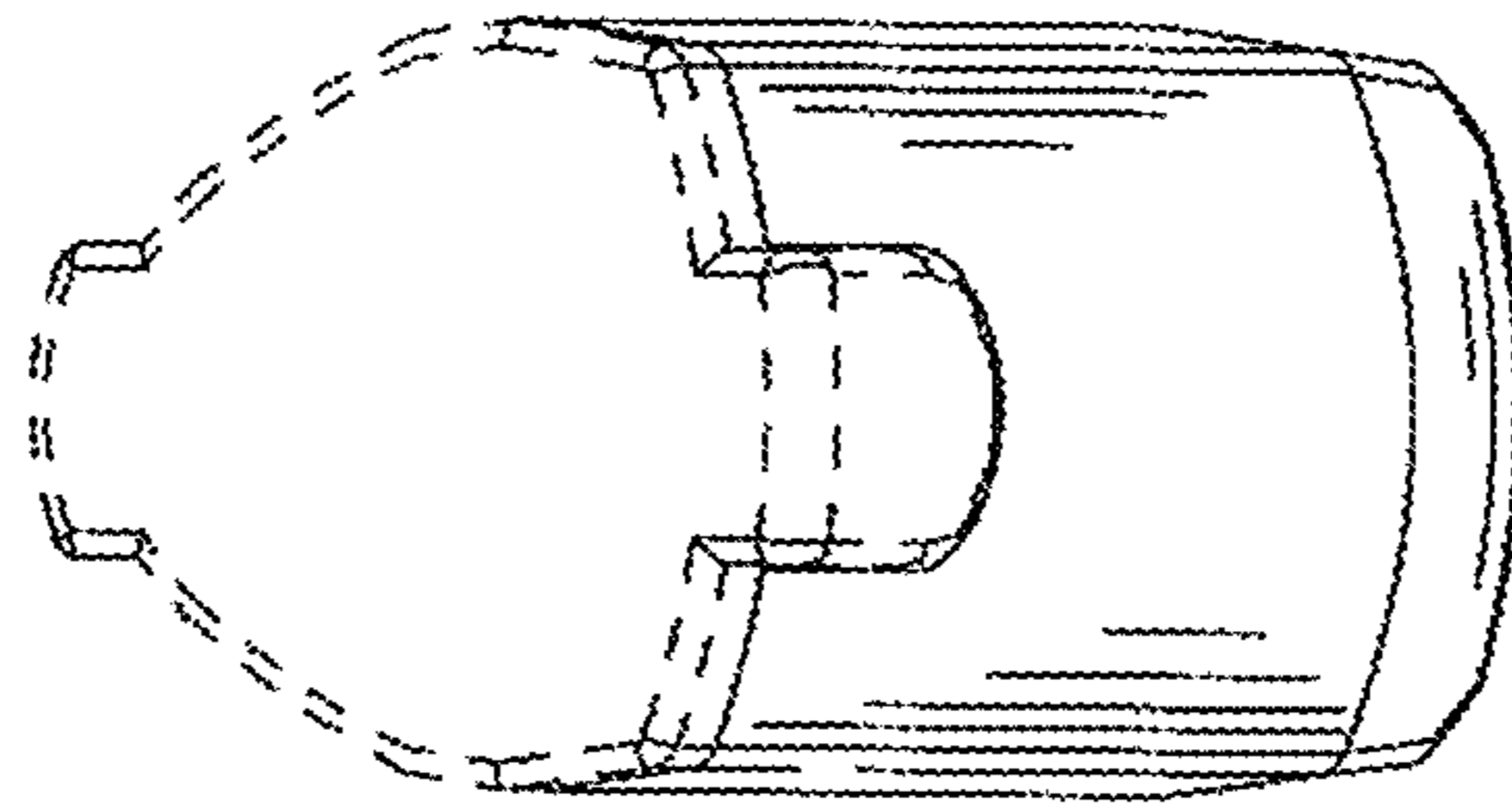


FIG. 6

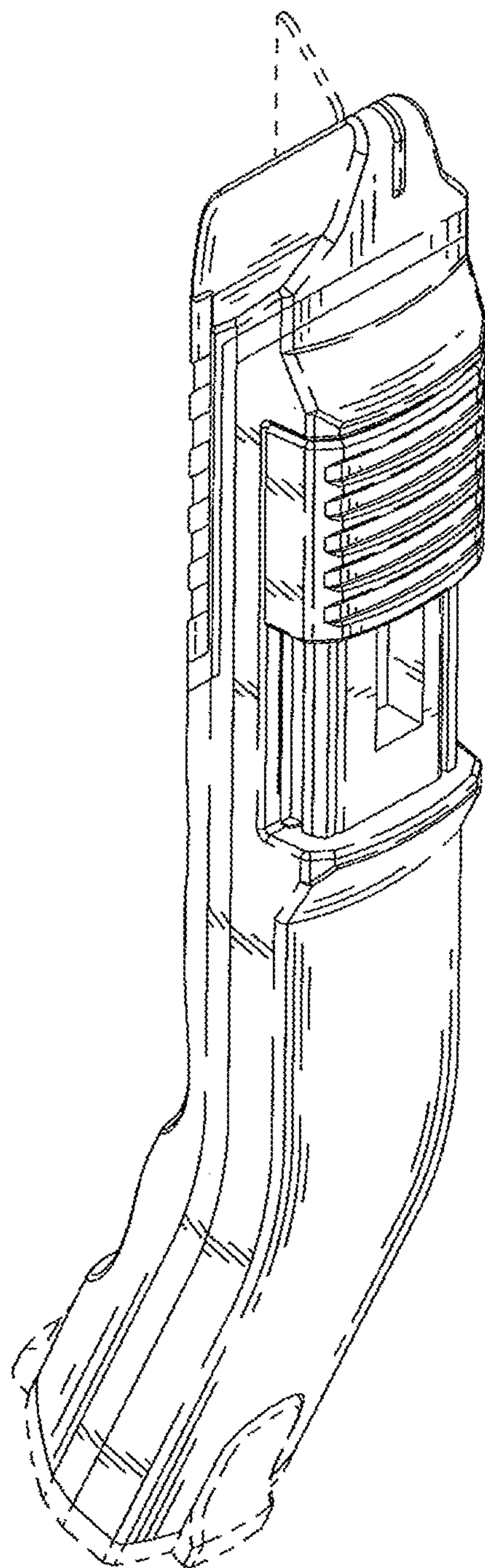


FIG. 7