



US00D767348S

(12) **United States Design Patent** (10) **Patent No.:** **US D767,348 S**
deBretton Gordon et al. (45) **Date of Patent:** **** *Sep. 27, 2016**

(54) **CUTLERY SET**

(71) Applicant: **Robert Welch Designs LTD**, Chipping Campden, Gloucestershire (GB)

(72) Inventors: **Kit deBretton Gordon**, Shipston-on-Stour (GB); **Ian Michael Redfern**, Frome (GB)

(73) Assignee: **Robert Welch Design, Ltd**, Chipping Campden, Gloucestershire (GB)

(*) Notice: This patent is subject to a terminal disclaimer.

(**) Term: **14 Years**

(21) Appl. No.: **29/503,267**

(22) Filed: **Sep. 24, 2014**

(30) **Foreign Application Priority Data**

Mar. 25, 2014 (EM) 001407068-0001
Mar. 25, 2014 (EM) 001407068-0002
Mar. 25, 2014 (EM) 001407068-0003

(51) **LOC (10) Cl.** **07-03**

(52) **U.S. Cl.**
USPC **D7/645**; D7/642; D7/649; D7/653

(58) **Field of Classification Search**
USPC D7/368, 401.2, 642-645, 649, 653-664, D7/669, 675-677, 683, 688-689, 691; D8/107, 300-301; D22/117-118
CPC A01D 9/02; A01D 9/04; A01D 9/06; A47G 21/00; A47G 21/004; A47G 21/005; A47G 21/02; A47G 21/023; A47G 21/04; A47G 21/06; A47G 21/08; A47J 43/28; A47J 43/281; A47J 43/282; A61F 13/10; A61J 7/0023; B25G 1/00; B25G 1/01; B25G 1/02; B25G 3/00; B65D 75/56; B65D 75/563; B65D 75/566; B67B 7/00; B67B 7/724; B67B 7/73

See application file for complete search history.

(56) **References Cited**

U.S. PATENT DOCUMENTS

D440,831 S * 4/2001 Welch D7/645
D455,936 S * 4/2002 Welch D7/645

(Continued)

Primary Examiner — Ricky Pham

(74) *Attorney, Agent, or Firm* — MacMillan, Sobanski & Todd, LLC

(57) **CLAIM**

The ornamental design for a cutlery set, as shown and described.

DESCRIPTION

FIG. 1 is a perspective view as seen from the front right side of a cutlery set comprising a knife, a fork and a spoon showing my new design;

FIG. 2 is a left side view of the cutlery set knife, the right side view being a mirror image thereof;

FIG. 3 is a top view of the cutlery set knife;

FIG. 4 is a bottom view of the cutlery set knife;

FIG. 5 is an enlarged handle end view of the cutlery set knife;

FIG. 6 is an enlarged knife blade end view of the cutlery set knife;

FIG. 7 is a top view of the cutlery set fork;

FIG. 8 is a bottom view of the cutlery set fork;

FIG. 9 is a left side view of the cutlery set fork, the right side view being a mirror image thereof;

FIG. 10 is an enlarged end view of the cutlery set fork as seen from the fork tine end;

FIG. 11 is an enlarged end view of the cutlery set fork as seen from the handle end;

FIG. 12 is a top view of the cutlery set spoon;

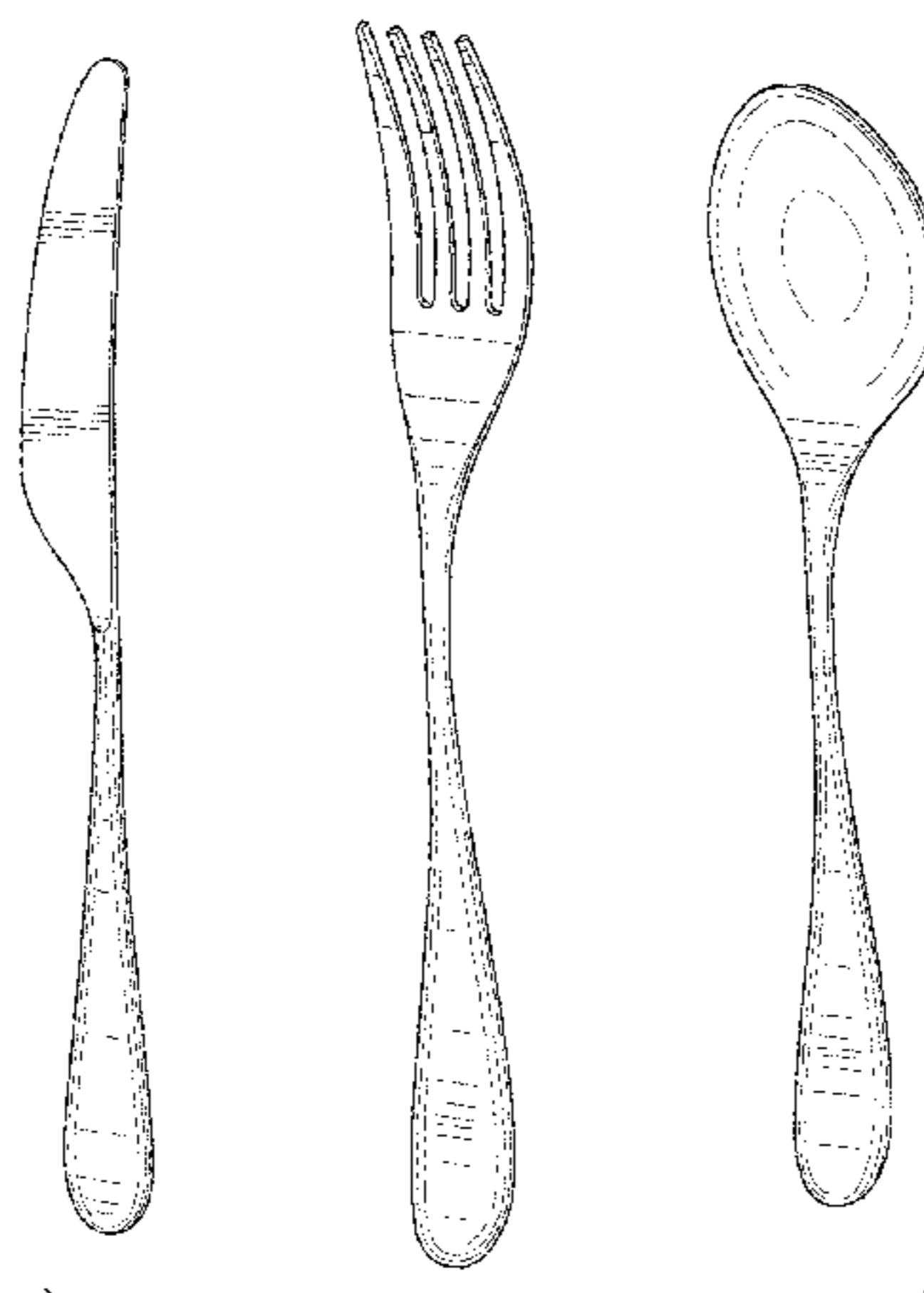
FIG. 13 is a bottom view of the cutlery set spoon;

FIG. 14 is a left side view of the cutlery set spoon, the right side being a mirror image thereof;

FIG. 15 is an enlarged end view of the cutlery set spoon as seen from the bowl end; and,

FIG. 16 is an enlarged end view of the cutlery set spoon as seen from the handle end.

1 Claim, 7 Drawing Sheets



(56)

References Cited

U.S. PATENT DOCUMENTS

D492,549 S *	7/2004	Welch	D7/645	D575,116 S *	8/2008	Williams	D7/642
D514,898 S *	2/2006	Poupel	D7/653	D597,384 S *	8/2009	Williams	D7/645
D558,533 S *	1/2008	de Bretton Gordon	D7/642	D619,857 S *	7/2010	Williams	D7/645
D572,088 S *	7/2008	de Bretton Gordon	D7/645	D621,229 S *	8/2010	De Bretton Gordon	D7/642
					D659,485 S *	5/2012	Williams	D7/642
					D659,486 S *	5/2012	Williams	D7/642
					D672,619 S *	12/2012	deBretton Gordon	D7/642

* cited by examiner




FIG. 1

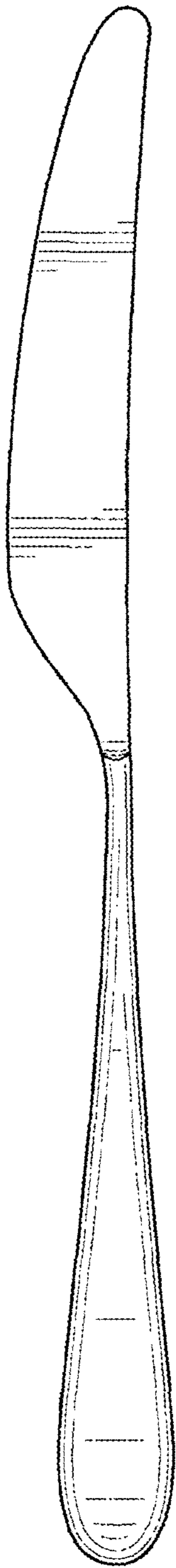


FIG. 2



FIG. 3



FIG. 4

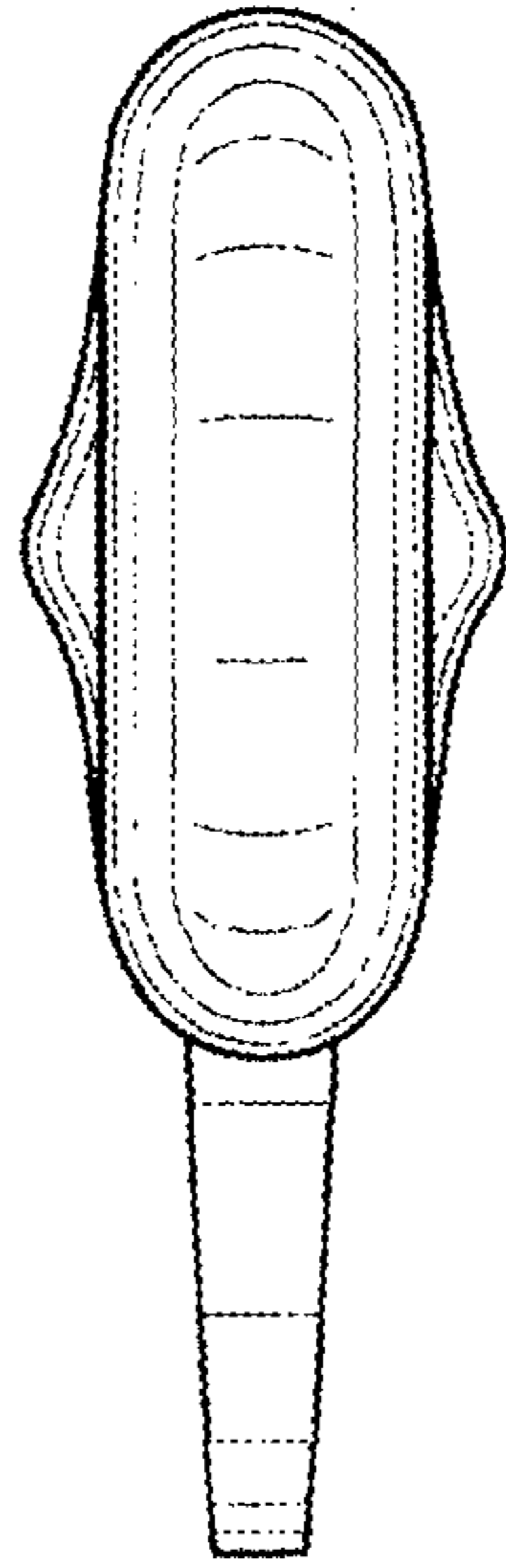


FIG. 5

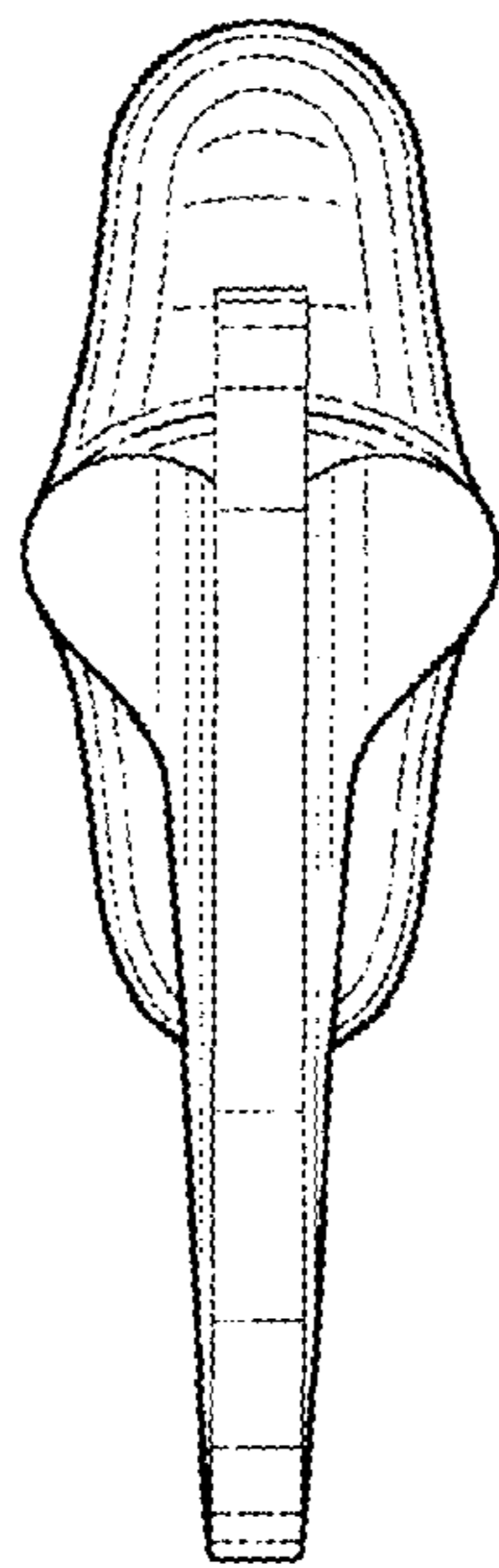


FIG. 6

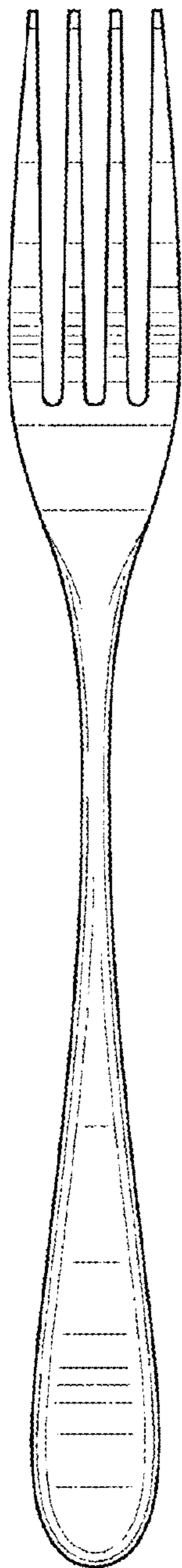


FIG. 7

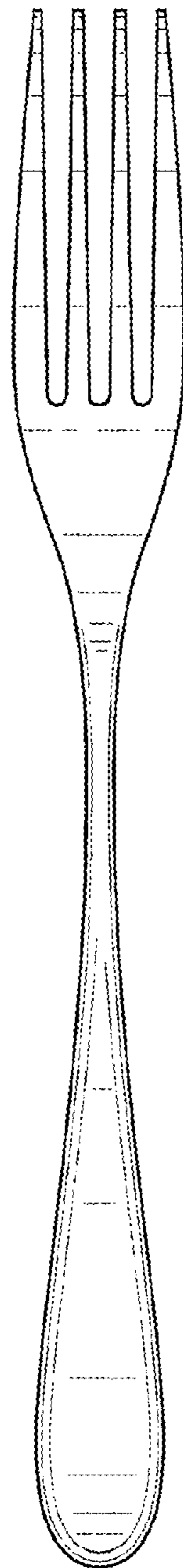


FIG. 8

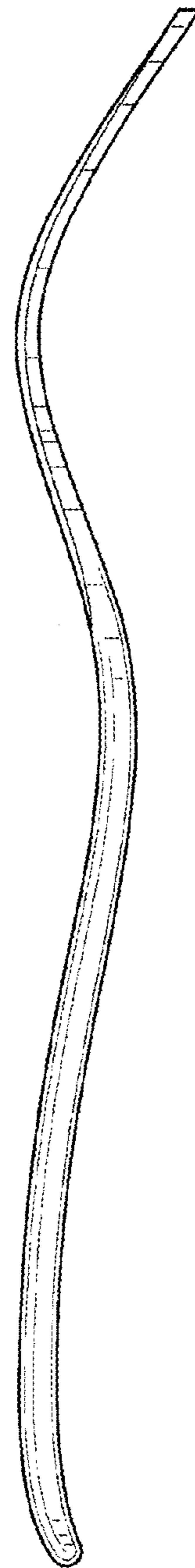


FIG. 9

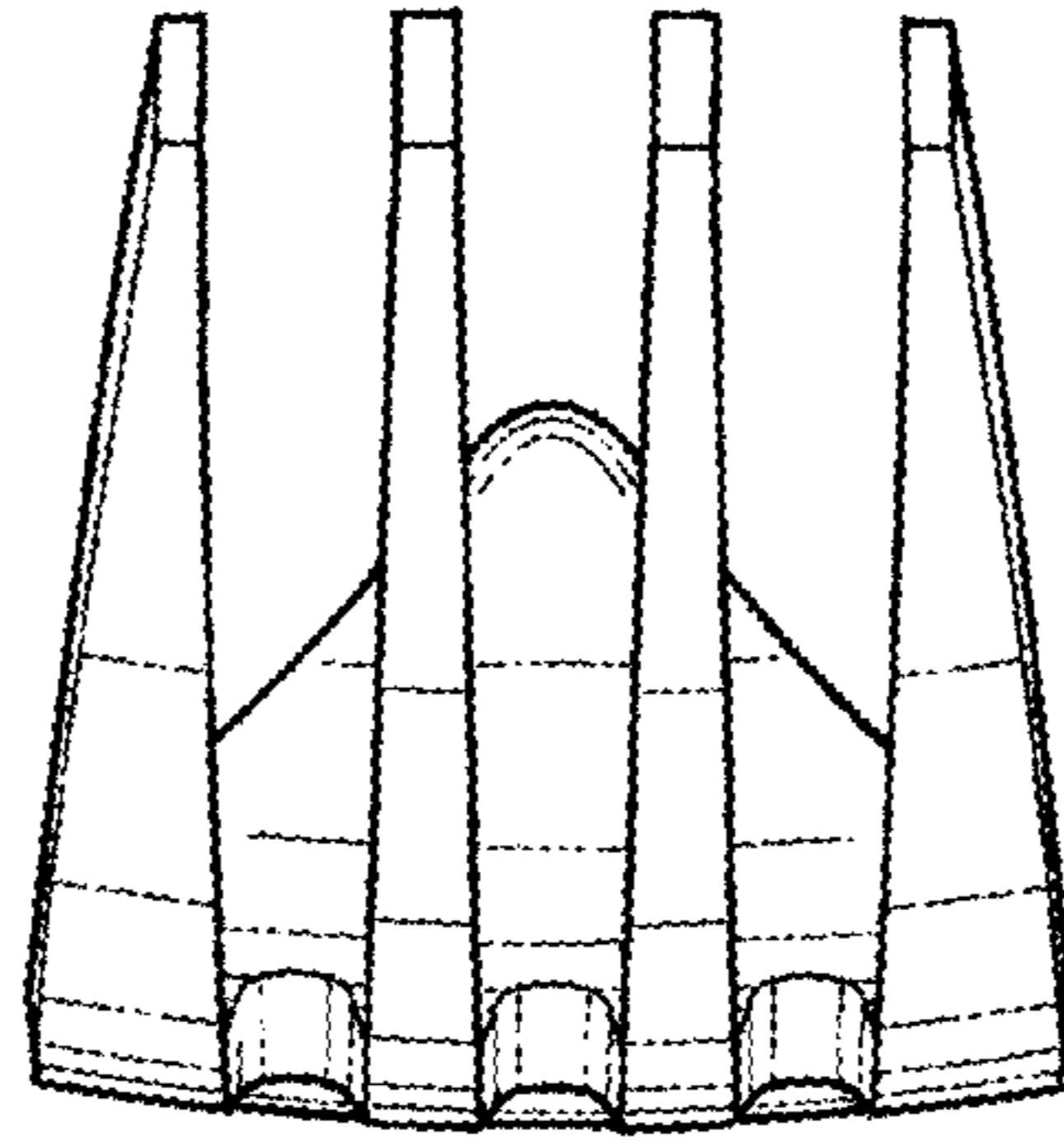


FIG. 10

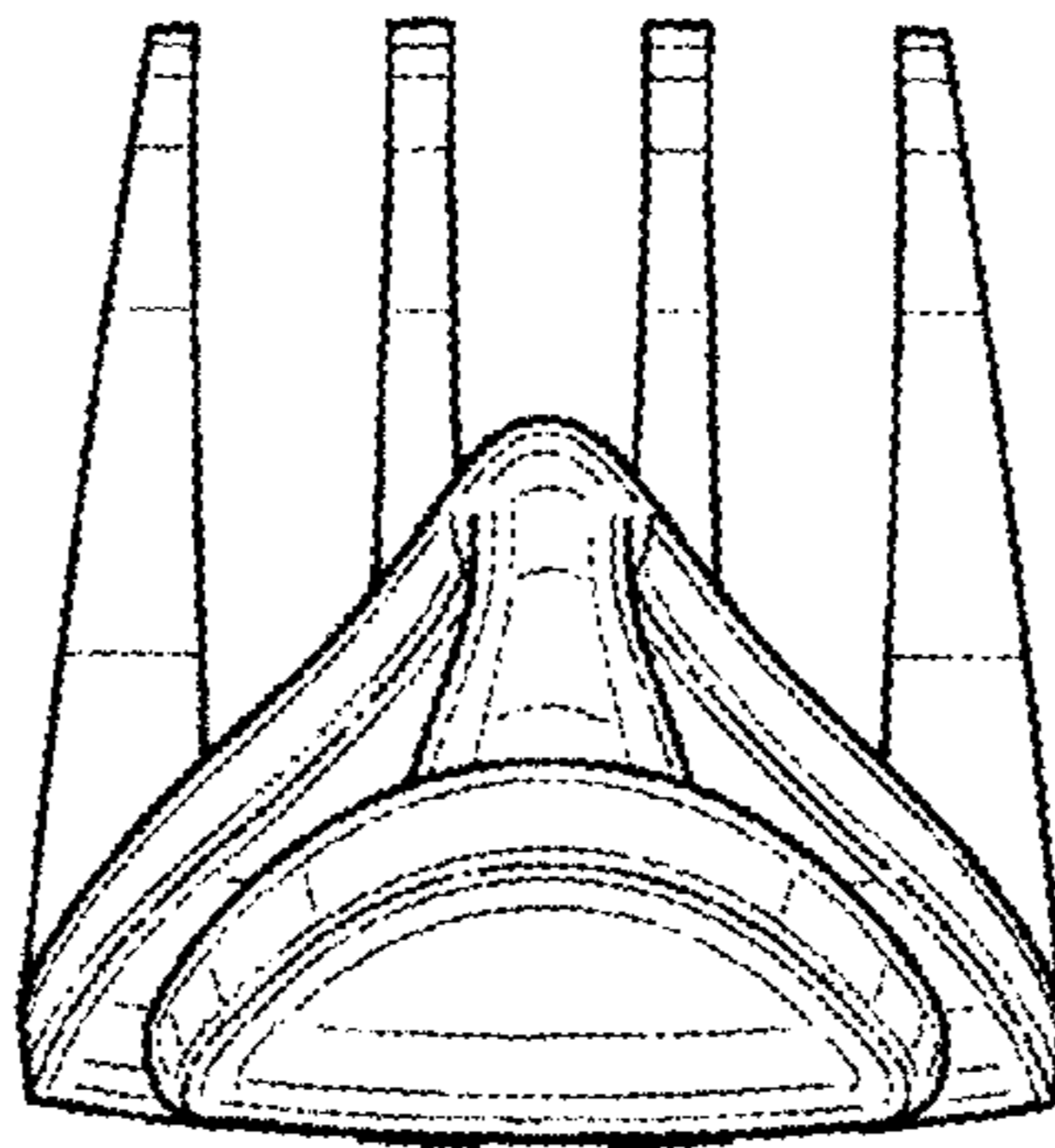


FIG. 11

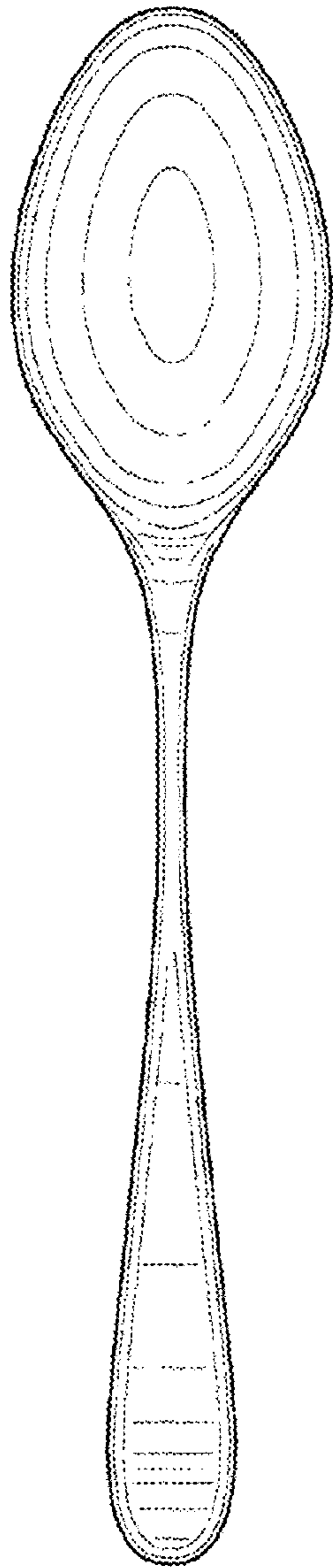


FIG. 12

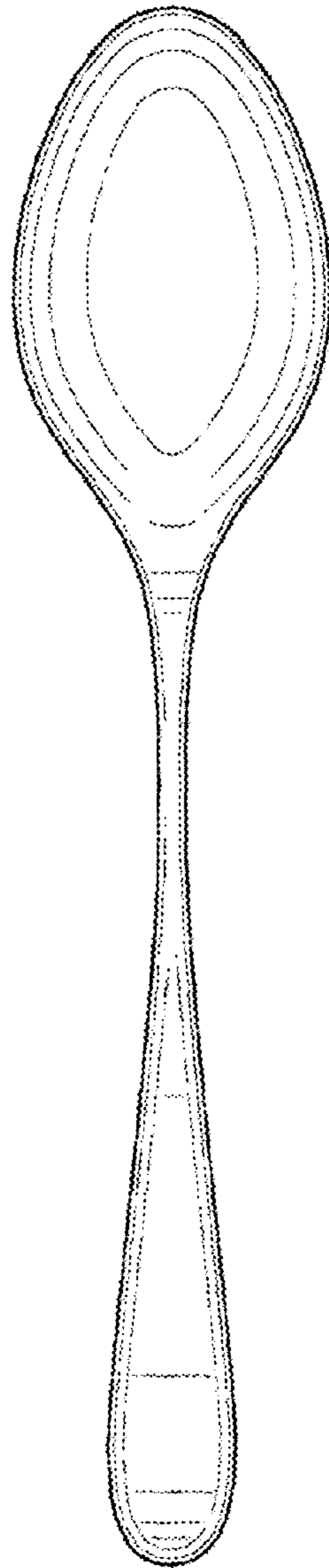


FIG. 13

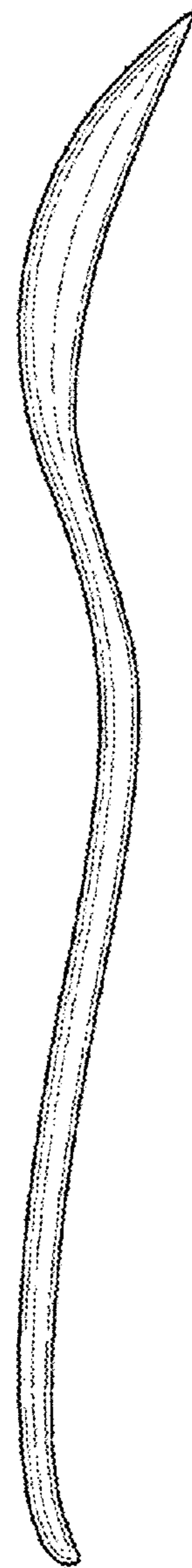


FIG. 14

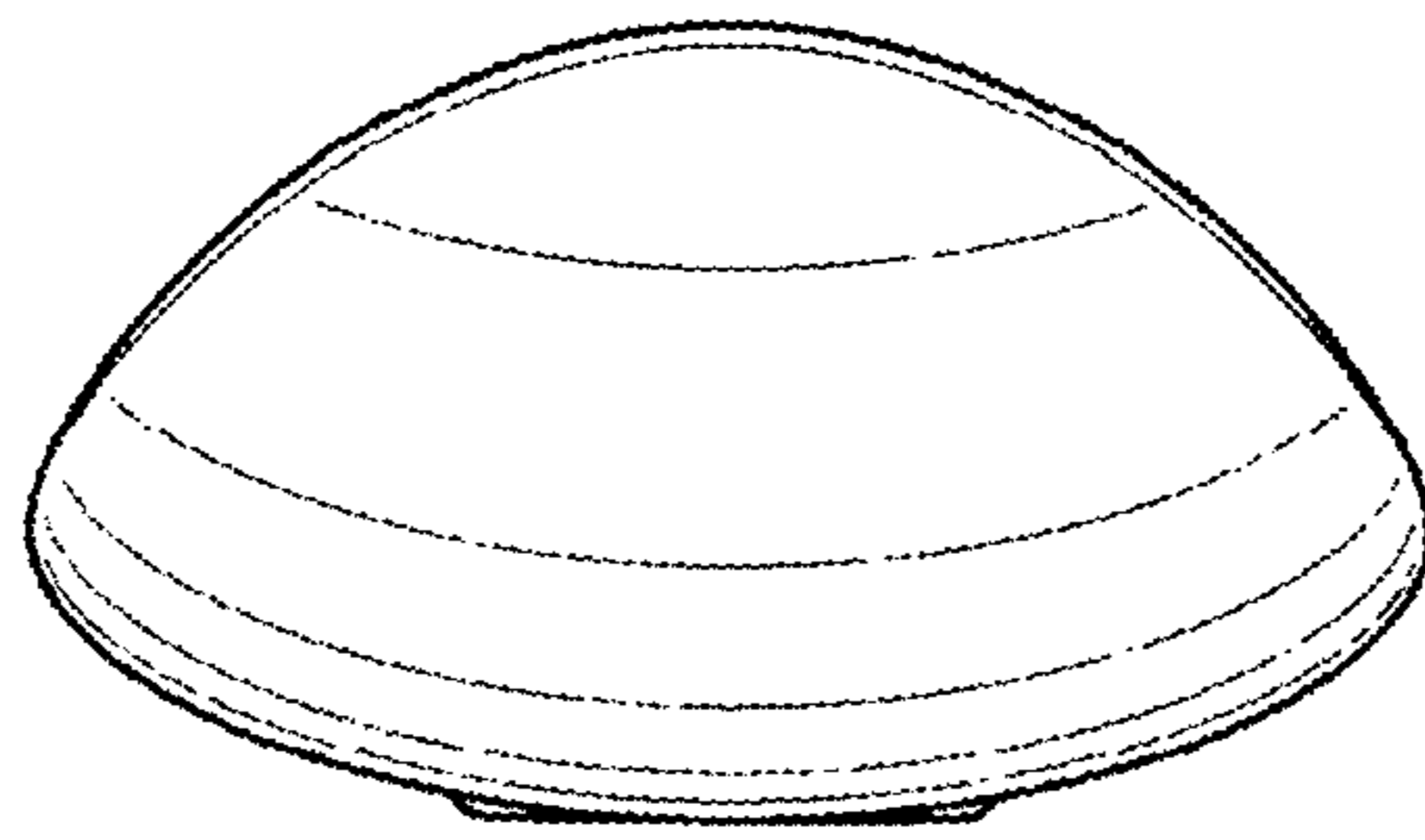


FIG. 15

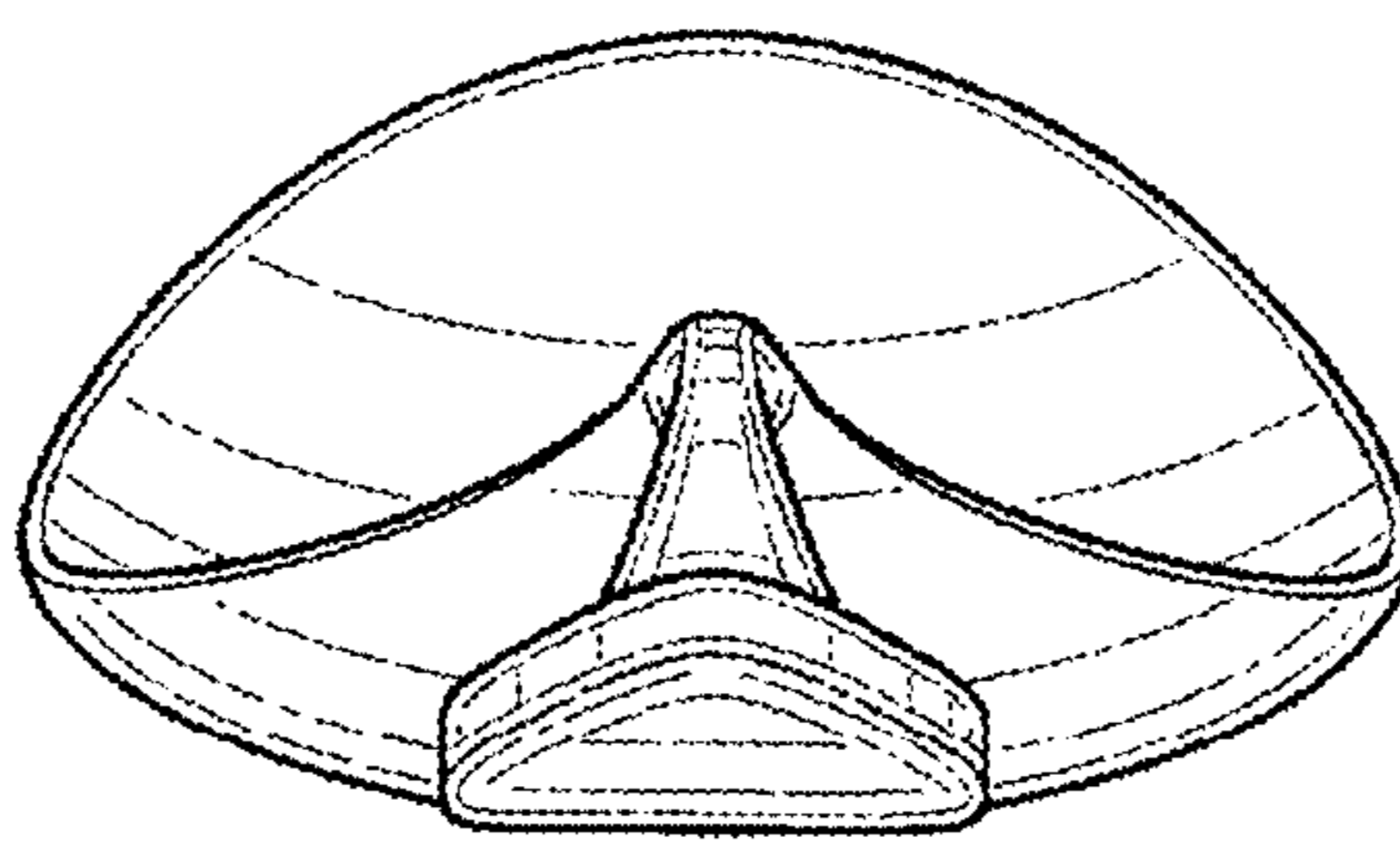


FIG. 16