



US00D767333S

(12) **United States Design Patent** (10) **Patent No.:** **US D767,333 S**
Picozza et al. (45) **Date of Patent:** **** Sep. 27, 2016**

(54) **MIXING/DRINKING CUP**

(56) **References Cited**

(71) Applicant: **Sunbeam Products, Inc.**, Boca Raton, FL (US)

U.S. PATENT DOCUMENTS

(72) Inventors: **Augusto A. Picozza**, Boca Raton, FL (US); **Evan Gant**, Somerville, MA (US); **Joongoo Lee**, Boston, MA (US)

3,627,008	A *	12/1971	Samuelian	A47J 43/0766 215/320
D532,255	S *	11/2006	Sands	D7/396.2
D549,043	S *	8/2007	Beesley	D7/374
D632,133	S *	2/2011	Giraud	D7/510
D632,918	S *	2/2011	Gordon	D7/300.1
D653,493	S *	2/2012	Enghard	D7/300.1
D655,133	S *	3/2012	Brinckerhoff	D7/376
D656,357	S *	3/2012	Enghard	D7/300.1
D673,421	S *	1/2013	Chiu	D7/396.2
8,672,164	B2 *	3/2014	Honeyghan	A47G 19/22 215/235
D737,629	S *	9/2015	Sands	D7/376
D751,344	S *	3/2016	Charlton	D7/300.1
D754,999	S *	5/2016	Gamelli	D7/300.1

(73) Assignee: **Sunbeam Products, Inc.**, Boca Raton, FL (US)

(**) Term: **15 Years**

(21) Appl. No.: **29/528,082**

* cited by examiner

(22) Filed: **May 26, 2015**

(51) **LOC (10) Cl.** **31-00**

Primary Examiner — Ricky Pham

(52) **U.S. Cl.**
USPC **D7/413; D7/376; D7/378; D7/386; D7/412**

(74) *Attorney, Agent, or Firm* — Seth M. Blum

(58) **Field of Classification Search**
USPC D7/300.1, 372, 376–386, 396.2, D7/412–413, 510, 602, 629, 665–666, 669, D7/679, 693–694
CPC A21C 1/02; A21C 1/04; A23N 1/00; A23N 1/02; A47G 19/22; A47J 43/04; A47J 43/25; A47J 43/27; A47J 43/042; A47J 43/044; A47J 43/046; A47J 43/075; A47J 43/0722; A47J 43/0727; A47J 43/0766; B01F 3/00; B01F 3/0807; B01F 3/0853; B01F 13/0059; B01F 13/0064; B02C 1/08; B02C 2/04; B02C 4/42; B02C 4/142; B02C 4/143; B02C 4/423; B02C 13/1835; B28C 5/10; B28C 5/12; B28C 5/14; B28C 5/16

(57) **CLAIM**

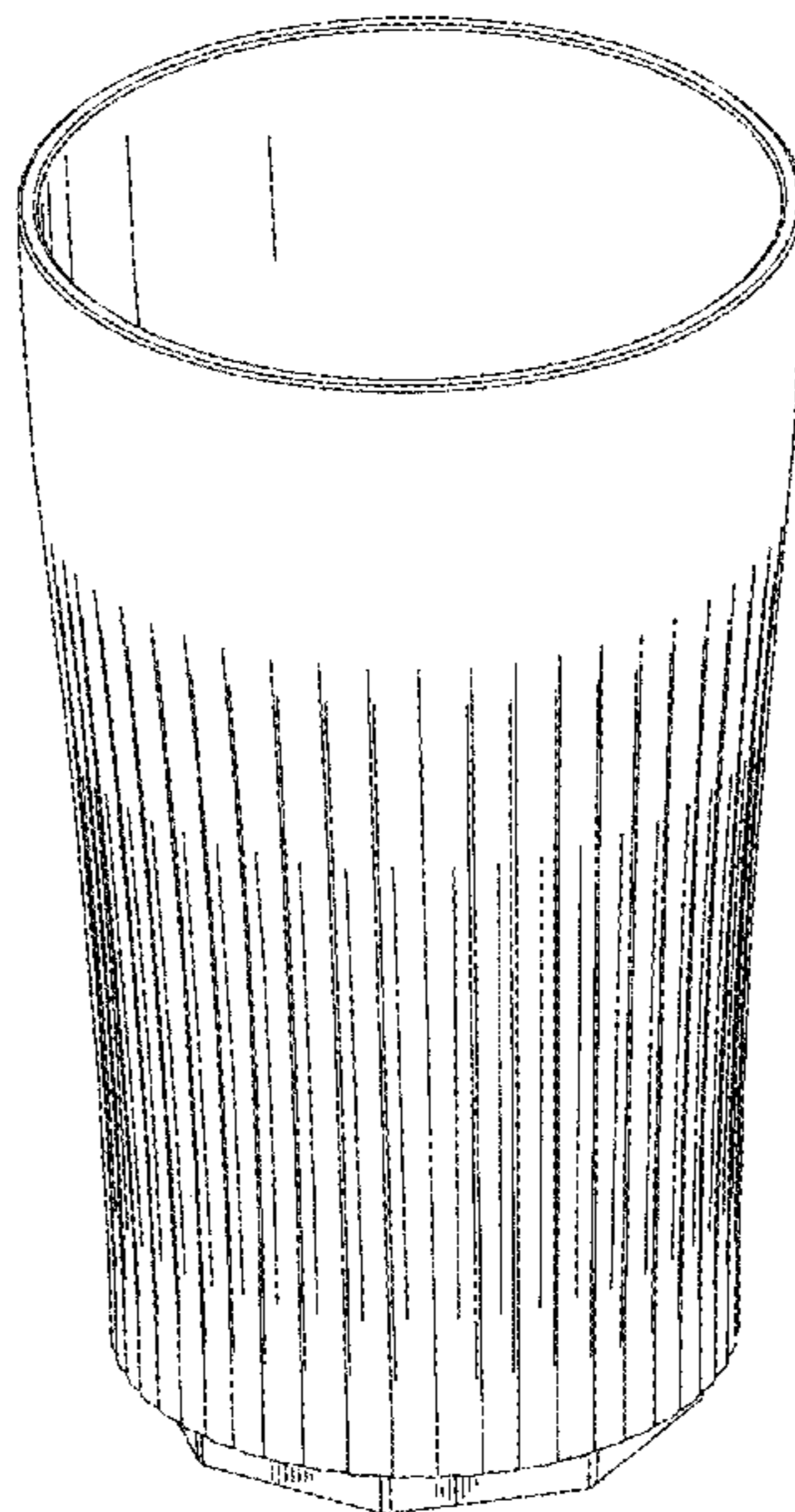
The ornamental design for a mixing/drinking cup, as shown and described.

DESCRIPTION

FIG. 1 is a top isometric view of a mixing/drinking cup showing our new design;
FIG. 2 is a bottom isometric view thereof;
FIG. 3 is a side view thereof, the remaining side view being mirror images thereof;
FIG. 4 is a top view thereof; and,
FIG. 5 is a bottom view thereof.
The broken lines in the drawings depict portions of the mixing cup that form no part of the claimed design.

See application file for complete search history.

1 Claim, 4 Drawing Sheets



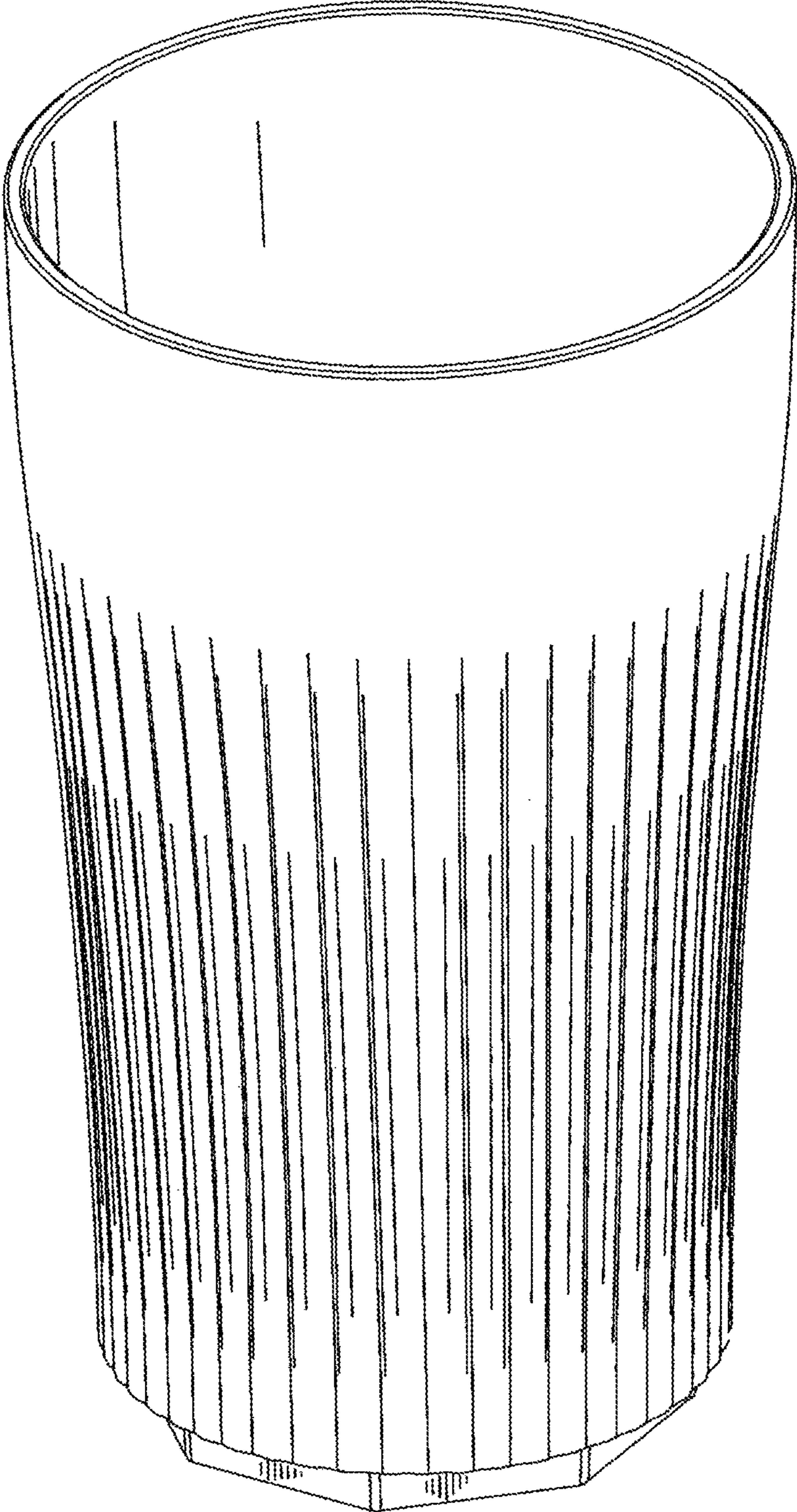


FIG 1

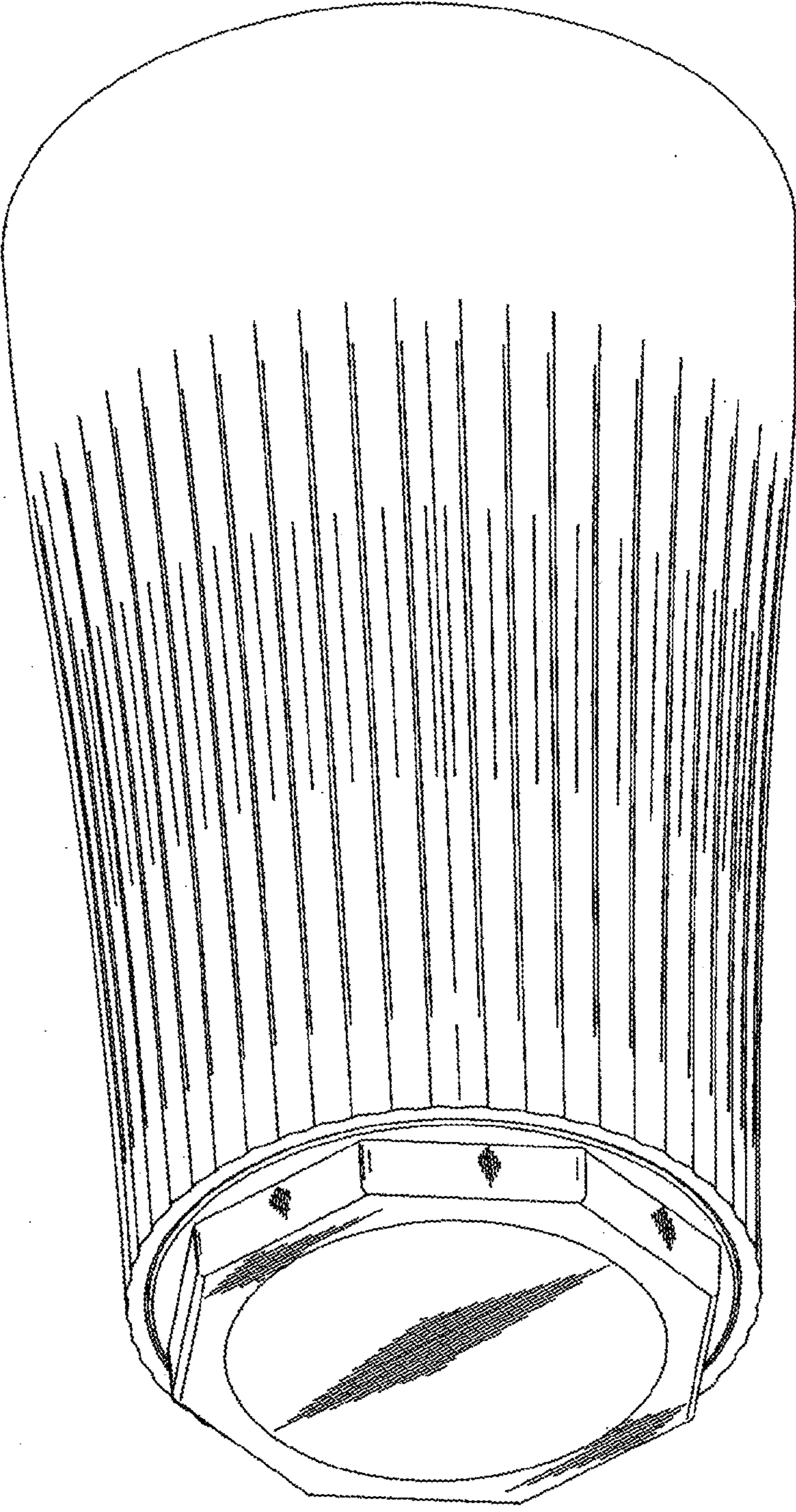


FIG 2




FIG 3

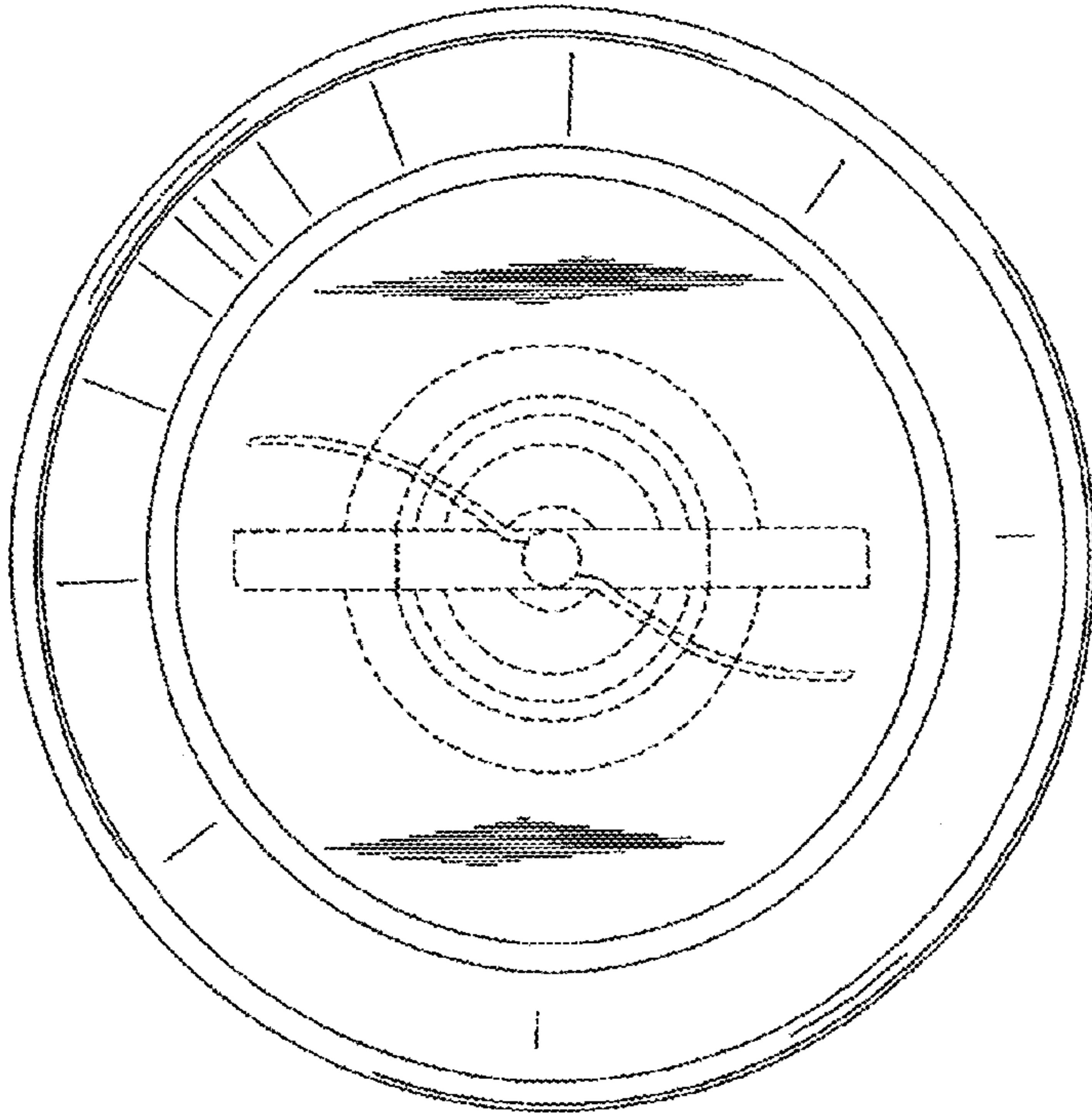


FIG 4

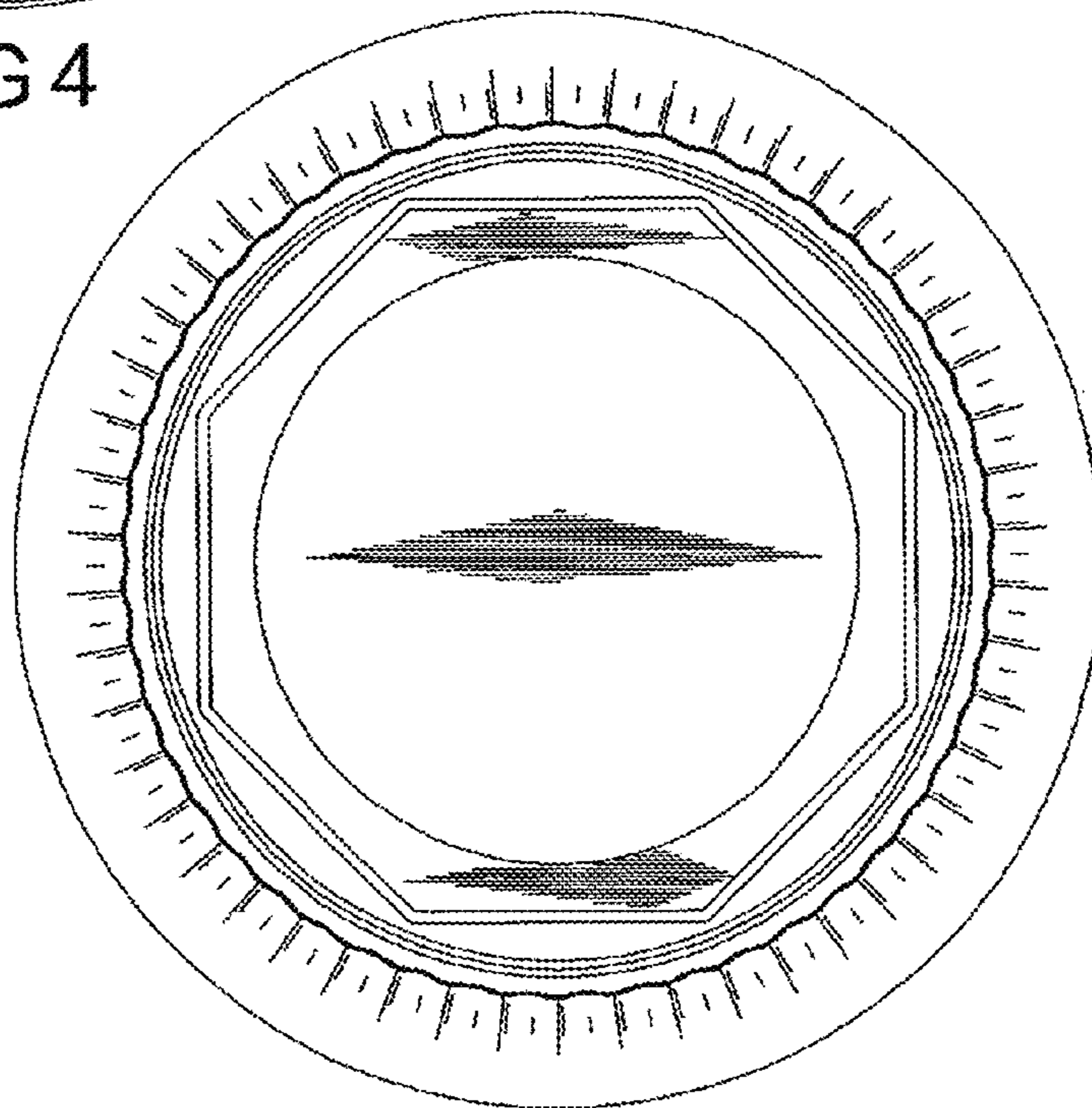


FIG 5