

US00D767330S

(12) **United States Design Patent** (10) **Patent No.:** **US D767,330 S**
Skolfield et al. (45) **Date of Patent:** **** Sep. 27, 2016**

- (54) **SET OF LID HANDLES** D268,722 S * 4/1983 Bova D9/443
4,558,197 A * 12/1985 Wyatt H05B 6/6408
219/732
- (71) Applicants: **Daniel Skolfield**, South Pittsburg, TN 4,940,158 A * 7/1990 Farrell B65D 17/163
(US); **Kelly Peterson**, South Pittsburg, TN (US) 220/258.2
- (72) Inventors: **Daniel Skolfield**, South Pittsburg, TN D385,461 S * 10/1997 Cousins D7/361
(US); **Kelly Peterson**, South Pittsburg, TN (US) D405,692 S * 2/1999 Johnson D9/443
D505,827 S * 6/2005 Riddle, III D7/360
D585,238 S * 1/2009 Tseng D7/361
D627,227 S * 11/2010 Andis D9/443
D639,177 S * 6/2011 Pape D9/443
8,960,475 B1 * 2/2015 Peters B65D 53/00
220/212.5
- (73) Assignee: **Lodge Manufacturing Company**, South Pittsburg, TN (US)

(**) Term: **14 Years**

(21) Appl. No.: **29/519,020**

(22) Filed: **Mar. 2, 2015**

(51) **LOC (10) Cl.** **07-02**

(52) **U.S. Cl.**
USPC **D7/393**

(58) **Field of Classification Search**
USPC D7/354–358, 359–361, 391, 393, 402,
D7/405, 406, 682; D8/107, 307, 300, 310,
D8/311, 314; D9/742, 443; 16/110 R,
16/114 R, 118, 121, 309, 311, 312, 315,
16/320, 430, 431, 441; 74/548, 553,
74/558.5; 200/18, 61.8, 336–338,
200/564–570; 220/573.1–573.5, 752, 753,
220/755, 912
CPC A47J 45/063; A47J 45/074; B65D 43/02;
B65D 43/021; B65D 53/00
See application file for complete search history.

(56) **References Cited**

U.S. PATENT DOCUMENTS

- 3,214,074 A * 10/1965 Schechter B65D 43/021
220/257.1
- 3,529,744 A * 9/1970 Edwards B65D 25/2894
220/200

* cited by examiner

Primary Examiner — Cynthia M Chin

(74) *Attorney, Agent, or Firm* — Stephen J. Stark; Miller & Martin PLLC

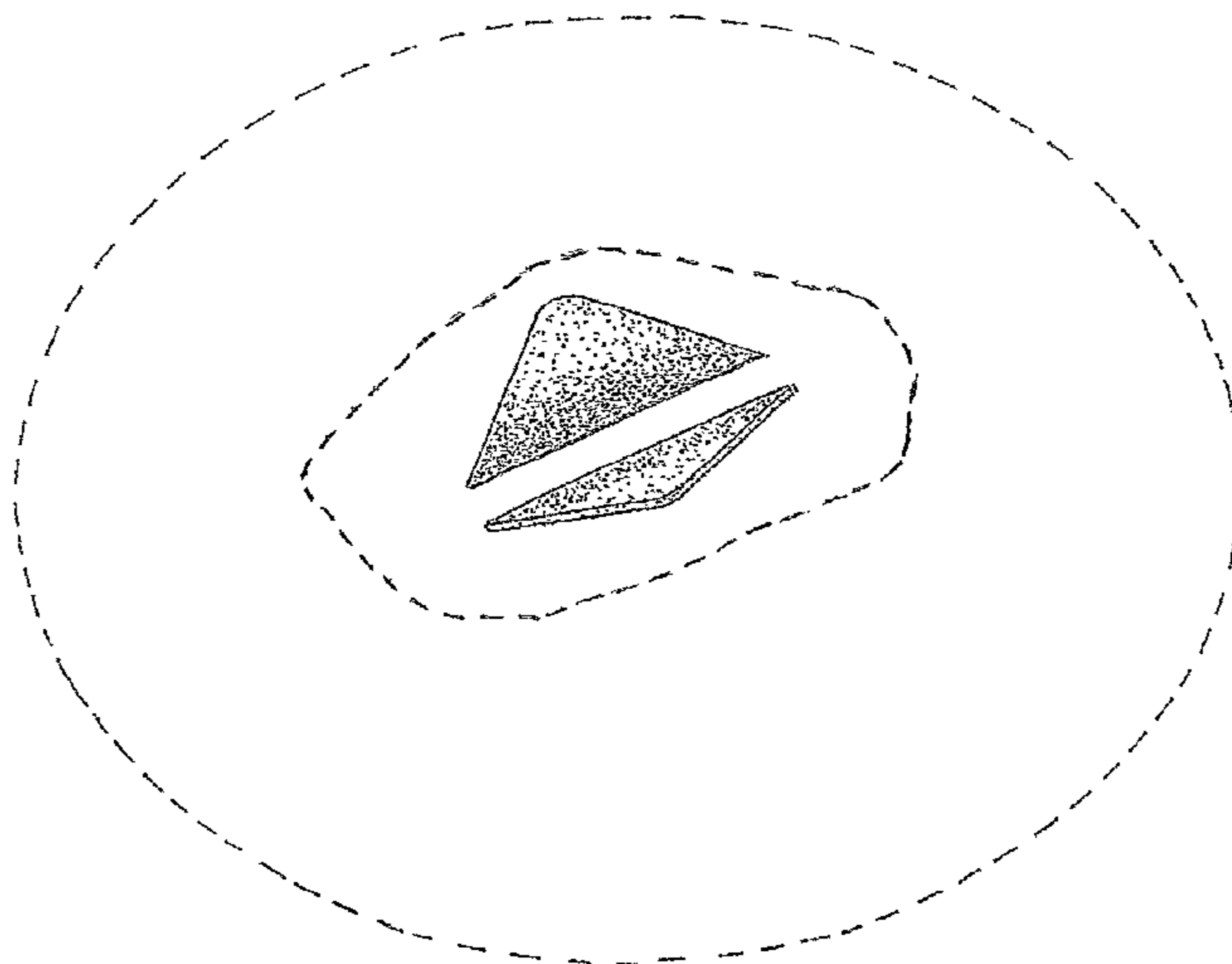
(57) **CLAIM**

The ornamental design for a set of lid handles, as is shown and described.

DESCRIPTION

FIG. 1 is a perspective view thereof, with portions of a dutch oven lid shown in phantom for reference;
FIG. 2 is a top plan view thereof;
FIG. 3 is a front elevational view thereof; the back elevational view being a mirror image thereof;
FIG. 4 is a right side elevational view thereof; the left side elevational view thereof being a mirror image thereof; and,
FIG. 5 is a bottom plan view thereof.
The broken lines represent portions of the dutch oven lid that form no part of the claim. Unshaded areas form no part of part of the claimed design.

1 Claim, 2 Drawing Sheets



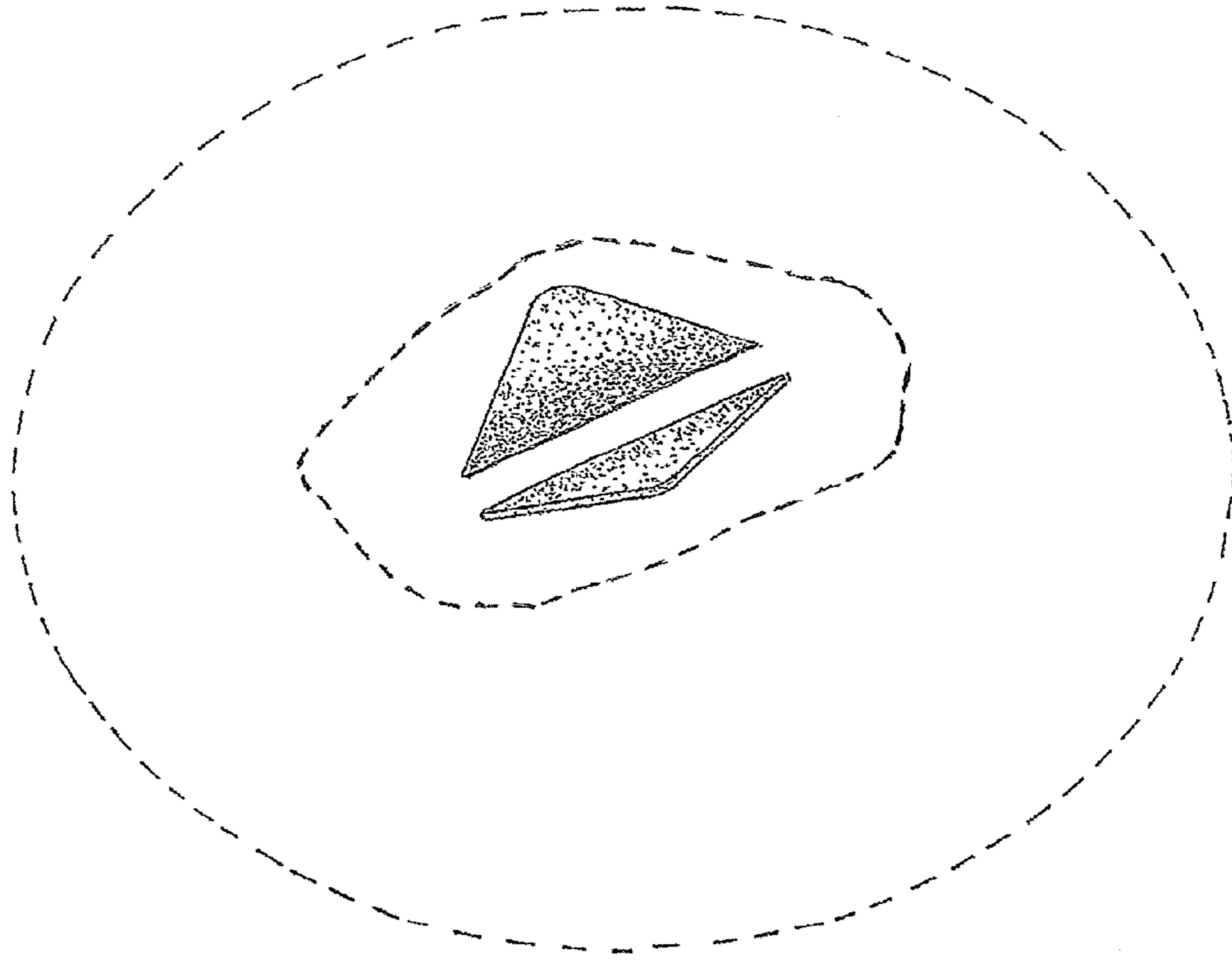


FIG. 1

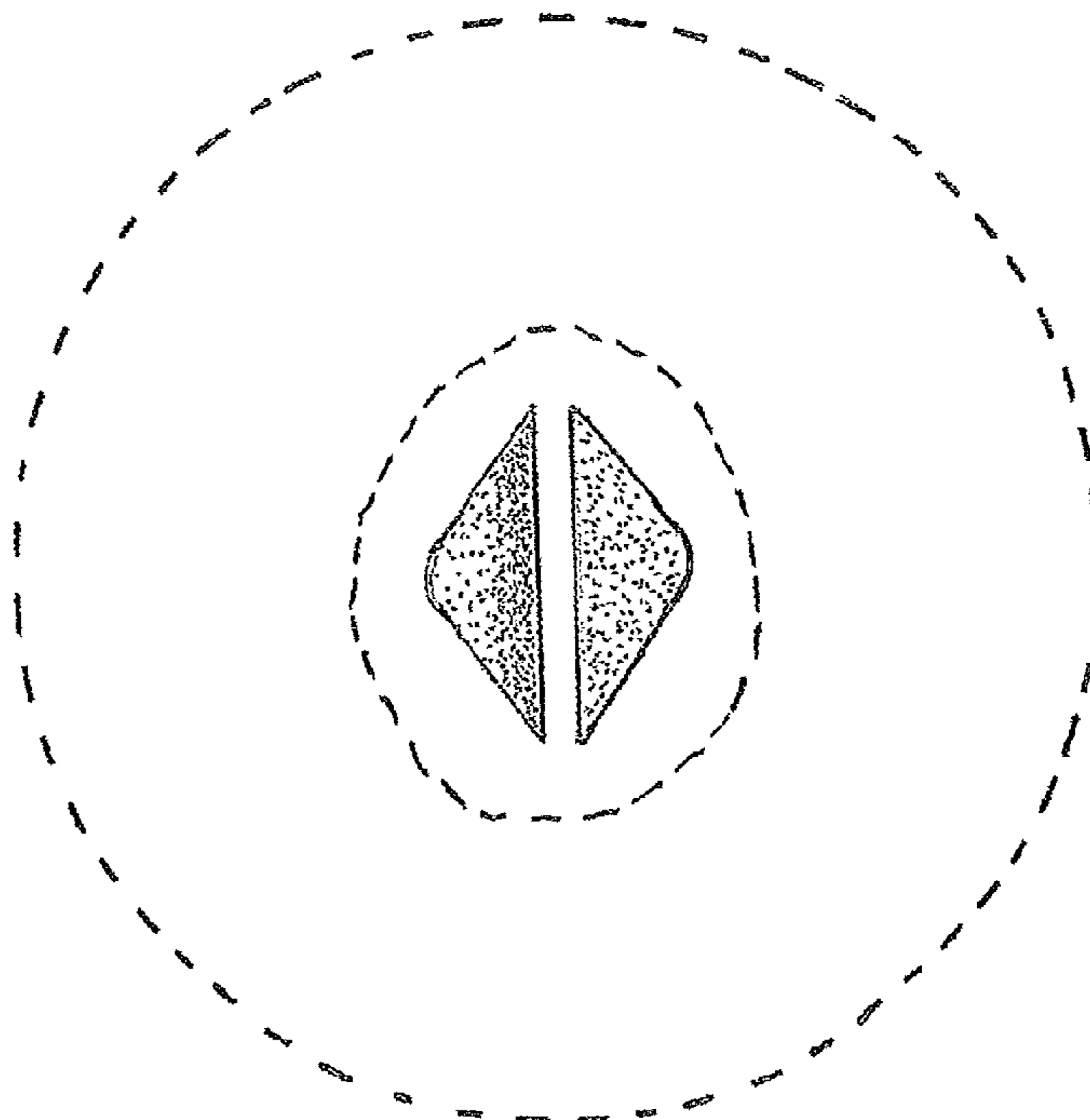


FIG. 2

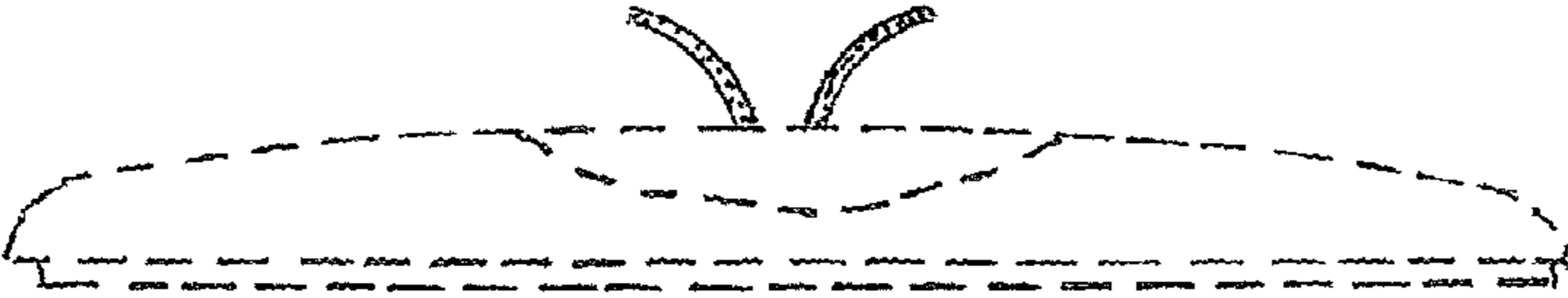


FIG. 3



FIG. 4

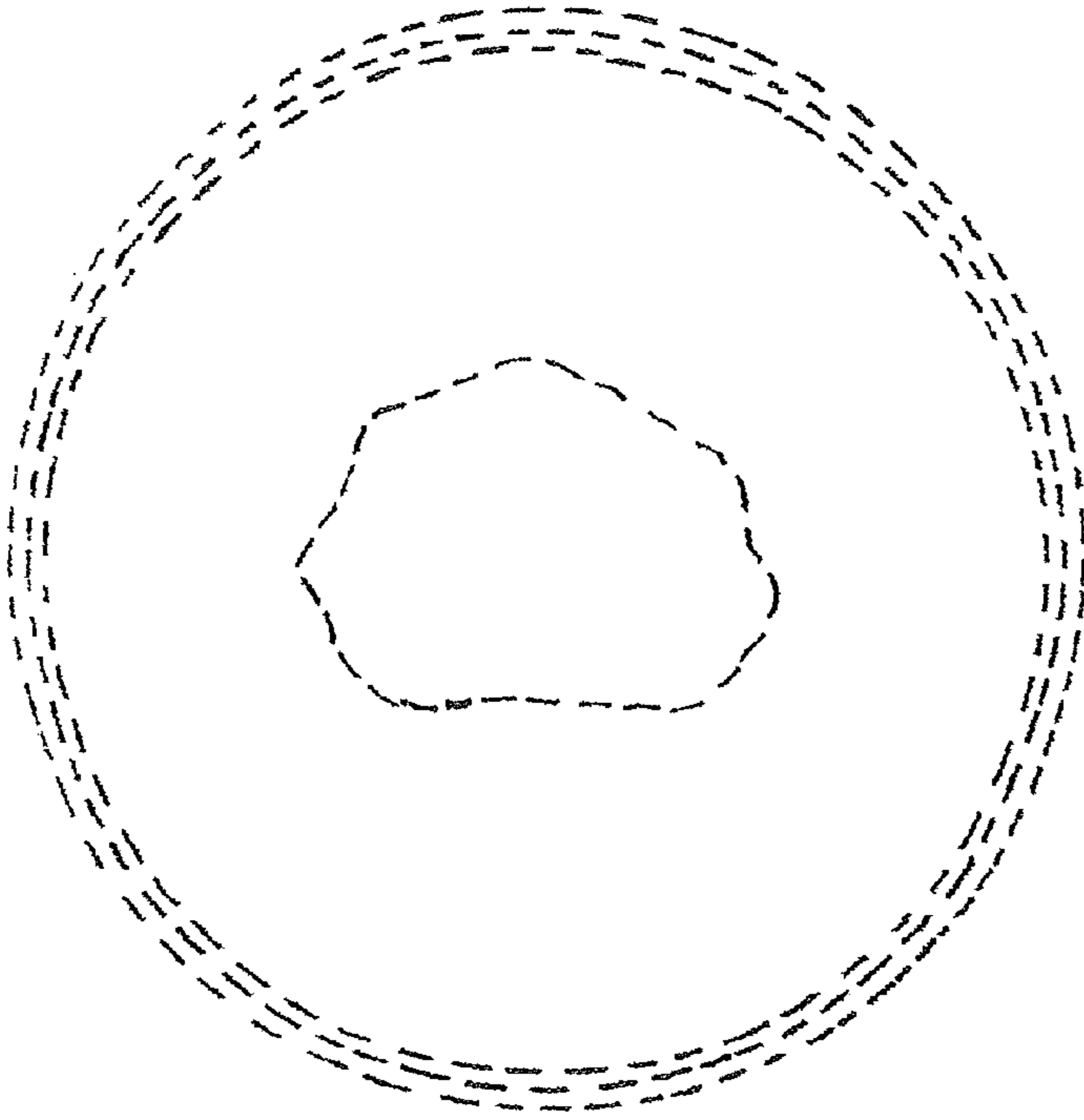


FIG. 5