

US00D767324S

(12) **United States Design Patent** (10) **Patent No.:** **US D767,324 S**
Funnell, II et al. (45) **Date of Patent:** **** Sep. 27, 2016**

- (54) **GRATE FOR GAS RANGE**
- (71) Applicant: **BSH Home Appliances Corporation**, Irvine, CA (US)
- (72) Inventors: **Richard W. Funnell, II**, Huntington Beach, CA (US); **Andrew Roberson**, Long Beach, CA (US); **Graham Sadtler**, Huntington Beach, CA (US)
- (73) Assignee: **BSH Home Appliances Corporation**, Irvine, CA (US)
- (**) Term: **14 Years**
- (21) Appl. No.: **29/526,328**
- (22) Filed: **May 8, 2015**

Related U.S. Application Data

- (62) Division of application No. 29/456,406, filed on May 31, 2013, now Pat. No. Des. 736,553.
- (51) **LOC (10) Cl.** **07-02**
- (52) **U.S. Cl.**
USPC **D7/345**
- (58) **Field of Classification Search**
USPC D7/339-349
CPC F24C 3/00-3/14; F24C 7/00-7/105;
F24C 15/00-15/14
See application file for complete search history.

References Cited

U.S. PATENT DOCUMENTS

D461,090	S *	8/2002	Rummel	D7/346
D477,177	S *	7/2003	Jeong	D7/340
6,588,417	B2 *	7/2003	Jones	F24C 15/107 126/214 C
D486,350	S *	2/2004	Nichols	D7/346
6,712,065	B2 *	3/2004	Rummel	F24C 15/107 126/211
D489,933	S *	5/2004	Nichols	D7/346
D494,414	S *	8/2004	Becker	D7/346
D495,202	S *	8/2004	Becker	D7/346

D495,203	S *	8/2004	Becker	D7/346
D495,557	S *	9/2004	Shin	D7/346
D495,924	S *	9/2004	Becker	D7/346
D502,632	S *	3/2005	Becker	D7/346
D503,583	S *	4/2005	Masin	D7/340
6,886,552	B2 *	5/2005	Cadima	F24C 15/107 126/211
D524,093	S *	7/2006	Home	D7/340
D530,972	S *	10/2006	Park	D7/340
D560,955	S *	2/2008	Shin	D7/340
D564,282	S *	3/2008	Suh	D7/340
D578,823	S *	10/2008	Kim	D7/340
D605,456	S *	12/2009	Bengtson	D7/340
D610,863	S *	3/2010	Kim	D7/340
D615,802	S *	5/2010	Grey	D7/346
D616,695	S *	6/2010	Grey	D7/340
D617,133	S *	6/2010	Grey	D7/340
D622,537	S *	8/2010	Kim	D7/340

(Continued)

Primary Examiner — Mitchell Siegel

(74) *Attorney, Agent, or Firm* — Michael Tschupp; Andre Pallapies

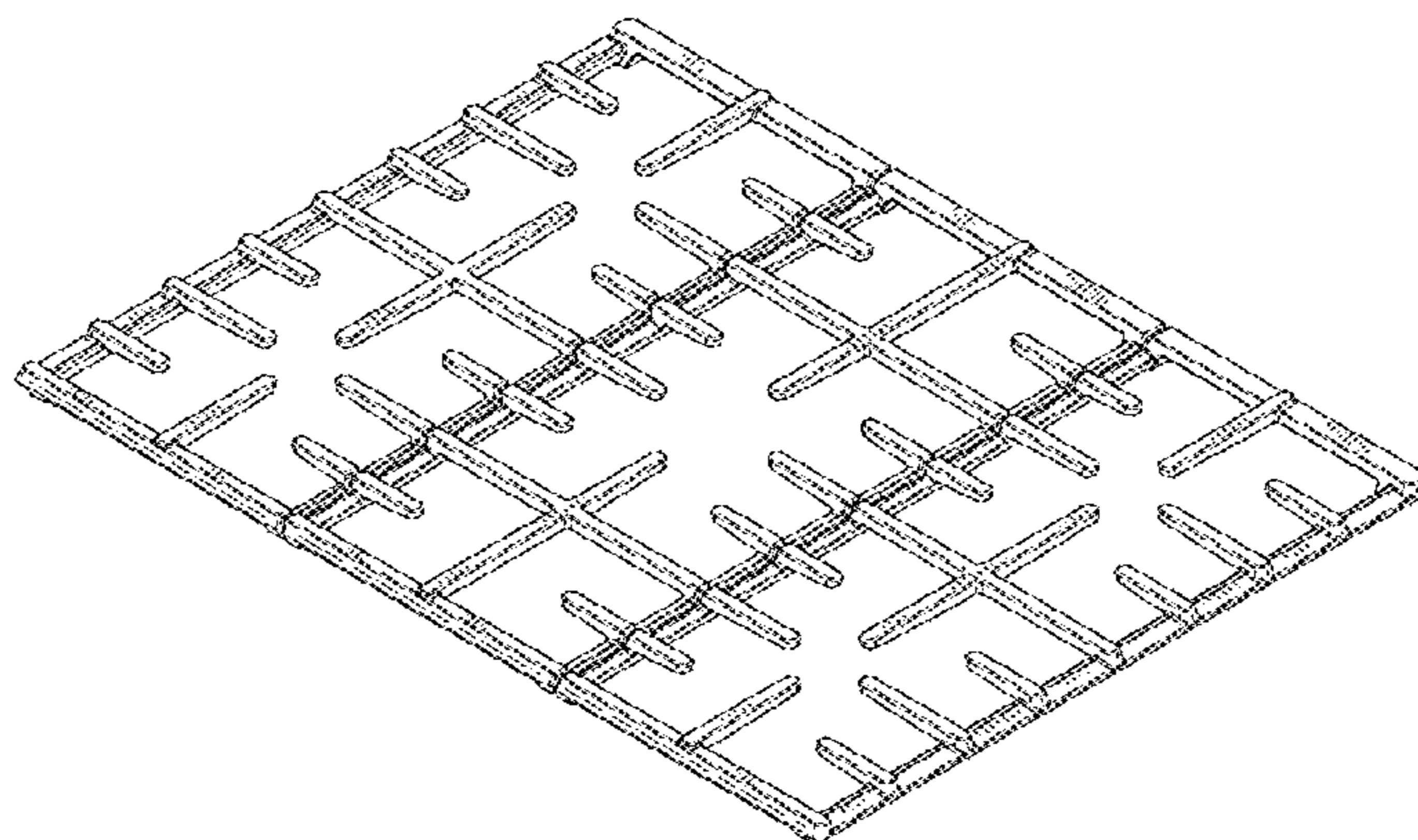
(57) **CLAIM**

The ornamental design for a grate for gas range, as shown and described.

DESCRIPTION

FIG. 1 is a front perspective view of a grate for gas range showing an embodiment of our new ornamental design; FIG. 2 a front view thereof, with the rear view being a mirror image thereof; FIG. 3 is a top view thereof; FIG. 4 is a bottom view thereof; and, FIG. 5 is a right side view thereof, with the left side view thereof being a mirror image thereof. The broken lines represent environment and form no part of the claimed design. One or more views (e.g., rear view) of the gas range and/or component thereof may not be shown, which is an indication that the design in that view is not ornamented and/or is simply not claimed.

1 Claim, 3 Drawing Sheets



(56)

References Cited

U.S. PATENT DOCUMENTS

D634,579 S * 3/2011 Funnell, II D7/346
D634,580 S * 3/2011 Funnell, II D7/346
D669,729 S * 10/2012 Funnell, II D7/340
D685,602 S * 7/2013 Lee D7/340
D697,358 S * 1/2014 Kim D7/340

D700,469 S * 3/2014 Reay D7/340
D701,074 S * 3/2014 Funnell, II D7/340
D702,988 S * 4/2014 Boo D7/340
D724,888 S * 3/2015 Lee D7/340
D736,553 S * 8/2015 Funnell, II D7/339
2004/0200825 A1 * 10/2004 Ahuja F24C 15/325
219/446.1

* cited by examiner

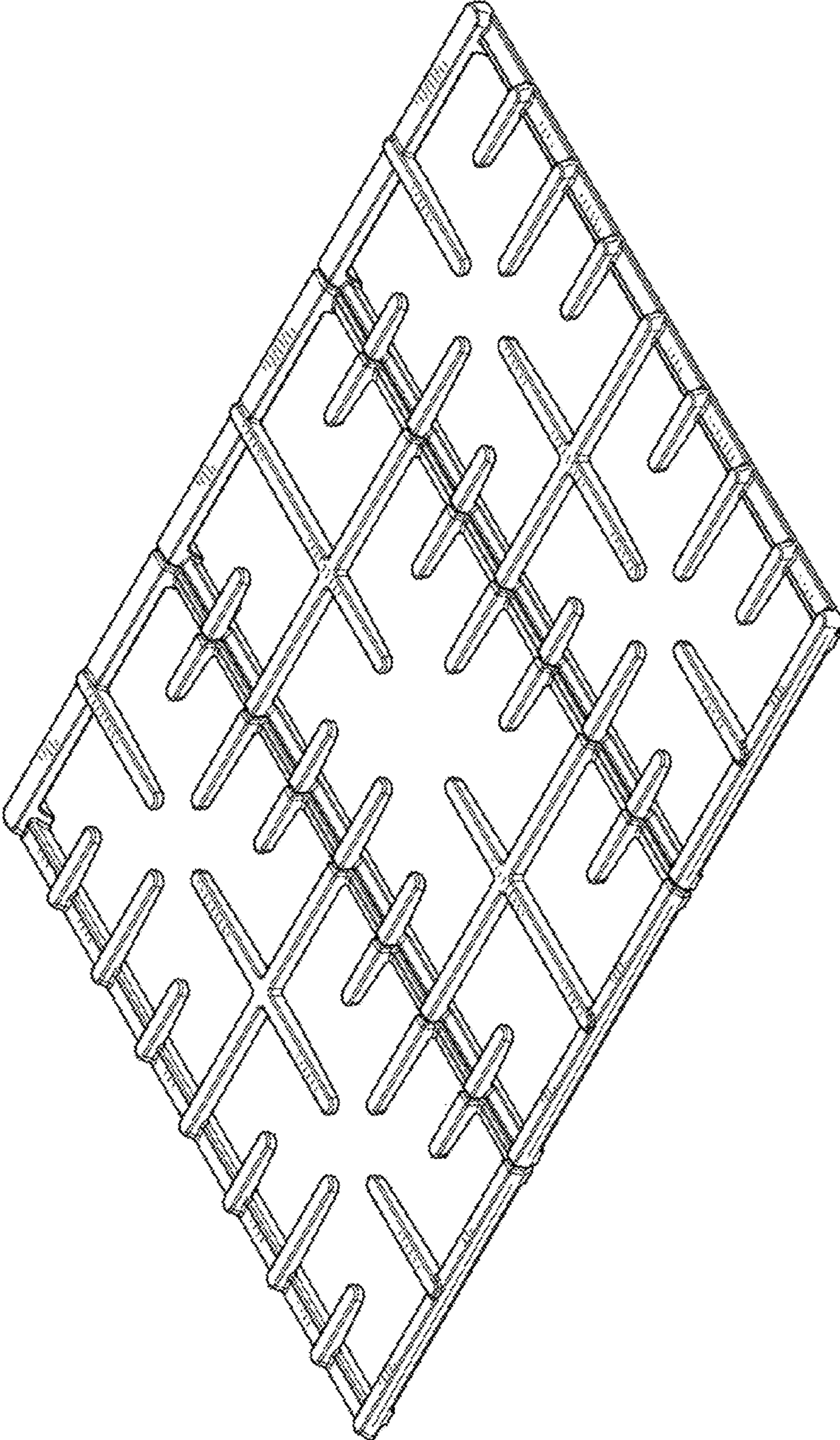


FIG. 1

FIG. 2

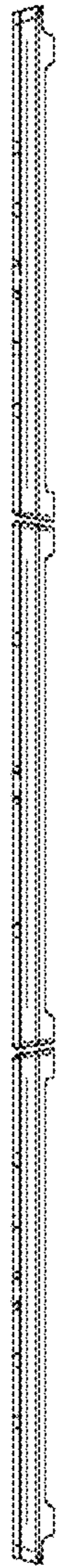


FIG. 3

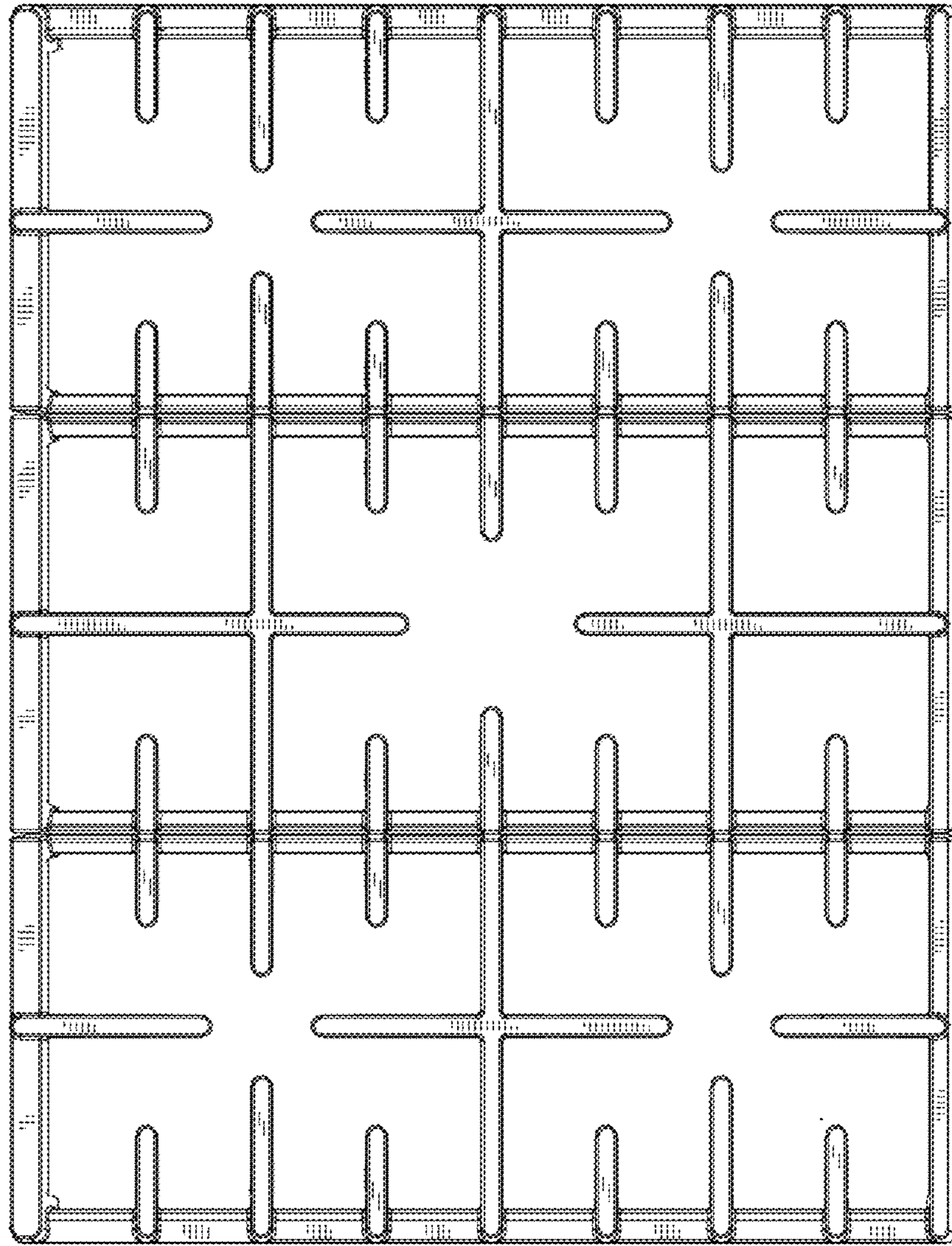


FIG. 4

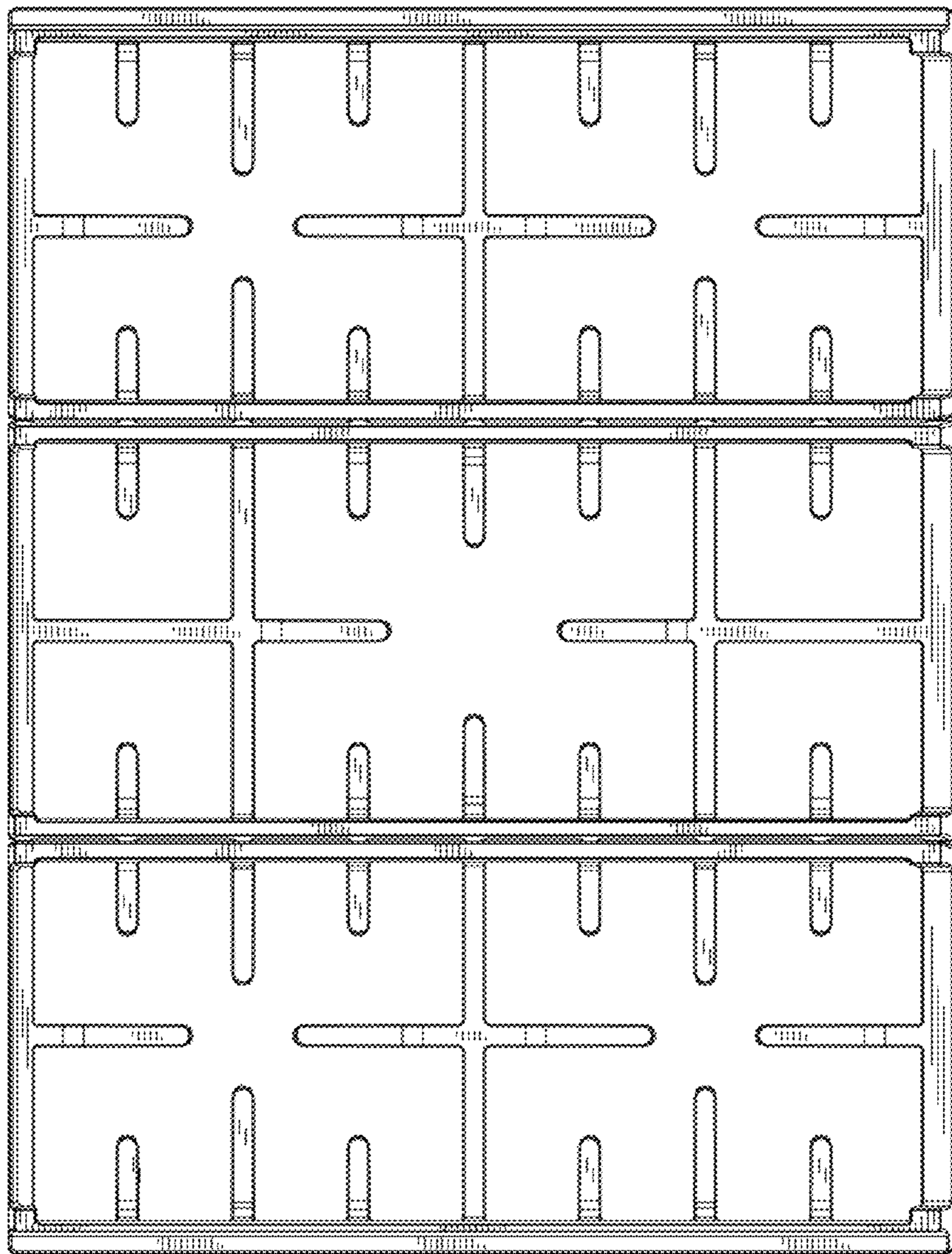


FIG. 5

