



US00D767312S

(12) **United States Design Patent** (10) **Patent No.:** **US D767,312 S**
Walser (45) **Date of Patent:** **** Sep. 27, 2016**

(54) **BASE FOR AN ARTICLE OF FURNITURE**

5/043; A47C 7/00-7/006; A47B 3/00; A47B 3/02; A47B 3/04; A47B 3/12

(71) Applicant: **Inventor Group GmbH**, Wollerau (CH)

See application file for complete search history.

(72) Inventor: **Thomas Walser**, Kreuzlingen (CH)

(56) **References Cited**

(73) Assignee: **Inventor Group GmbH**, Wollerau (CH)

U.S. PATENT DOCUMENTS

(**) Term: **15 Years**

D419,005 S *	1/2000	McDiarmid	D6/708
D447,365 S *	9/2001	Chi	D6/708
D471,743 S *	3/2003	Chen	D6/708
D565,313 S *	4/2008	Johnsen	D6/349
D624,766 S *	10/2010	Brunstad	D6/708
D688,074 S *	8/2013	Lin	D6/708.2
D748,924 S *	2/2016	Walser	D6/352

(21) Appl. No.: **29/546,930**

(22) Filed: **Nov. 28, 2015**

* cited by examiner

Related U.S. Application Data

(62) Division of application No. 29/508,750, filed on Nov. 10, 2014, now Pat. No. Des. 748,924.

Primary Examiner — Vy Koenig

(74) *Attorney, Agent, or Firm* — Smartpat PLC

(30) **Foreign Application Priority Data**

Aug. 20, 2014	(EM)	002522284-0001
Aug. 20, 2014	(EM)	002522284-0002
Aug. 20, 2014	(EM)	002522284-0003

(57) **CLAIM**

I claim the ornamental design for a base for an article of furniture, as shown and described.

(51) **LOC (10) Cl.** **06-01**

(52) **U.S. Cl.**
USPC **D6/708.17**

DESCRIPTION

(58) **Field of Classification Search**

USPC D6/334-335, 349-355, 358, 360, 361, D6/364-366, 370-374, 381, 688.15, 691, D6/691.1, 691.4, 692, 692.4, 693, 694, D6/694.2, 708, 708.16, 708.17, 708.2, D6/708.23, 716, 716.1, 717

CPC A47C 9/00; A47C 9/02; A47C 9/002; A47C 9/007; A47C 9/025; A47C 9/10; A47C 11/00; A47C 12/00; A47C 13/00; A47C 16/02; A47C 5/02; A47C 5/04; A47C

FIG. 1 is a front view of a base for an article of furniture showing my new design, the rear view being a mirror image; FIG. 2 is a left side view thereof, the right side view being a mirror image; FIG. 3 is a bottom view thereof; FIG. 4 is a top view thereof; FIG. 5 is a top perspective view thereof; and, FIG. 6 is a bottom perspective view thereof.

1 Claim, 4 Drawing Sheets






FIG. 1

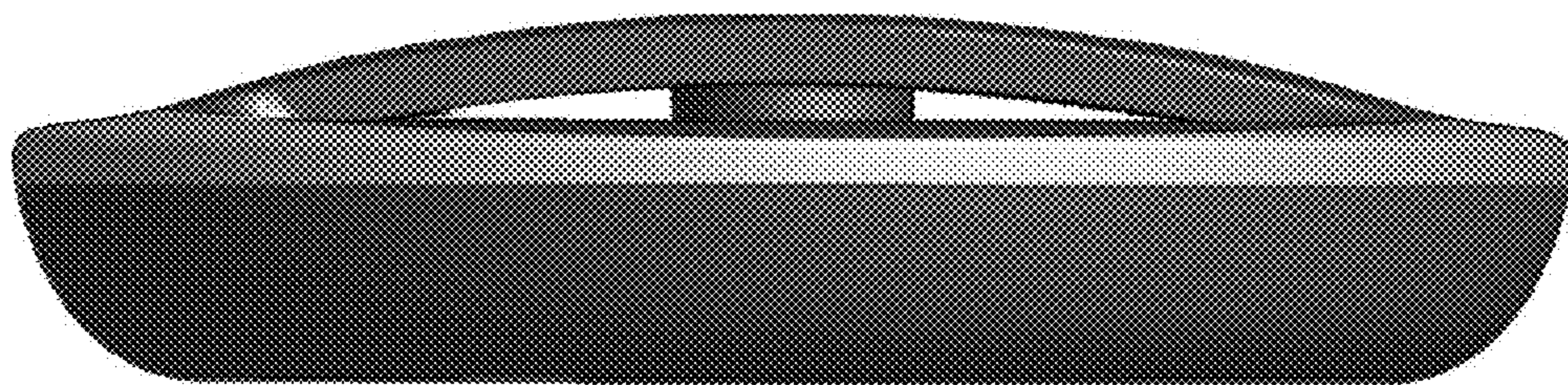


FIG. 2




FIG. 3




FIG. 4



FIG. 5




FIG. 6