

US00D767309S

(12) **United States Design Patent** (10) **Patent No.:** **US D767,309 S**  
**Akana et al.** (45) **Date of Patent:** **\*\* Sep. 27, 2016**

(54) **DRAWER**

(71) Applicant: **Apple Inc.**, Cupertino, CA (US)

(72) Inventors: **Jody Akana**, San Francisco, CA (US); **Bartley K. Andre**, Palo Alto, CA (US); **Shota Aoyagi**, San Francisco, CA (US); **Anthony Michael Ashcroft**, San Francisco, CA (US); **Jeremy Bataillou**, San Francisco, CA (US); **Daniel J. Coster**, San Francisco, CA (US); **Daniele De Iuliis**, San Francisco, CA (US); **M. Evans Hankey**, San Francisco, CA (US); **Julian Hoenig**, San Francisco, CA (US); **Richard P. Howarth**, San Francisco, CA (US); **Jonathan P. Ive**, San Francisco, CA (US); **Duncan Robert Kerr**, San Francisco, CA (US); **Matthew Dean Rohrbach**, San Francisco, CA (US); **Peter Russell-Clarke**, San Francisco, CA (US); **Benjamin Andrew Shaffer**, San Jose, CA (US); **Mikael Silvano**, San Francisco, CA (US); **Christopher J. Stringer**, Woodside, CA (US); **Eugene Antony Whang**, San Francisco, CA (US); **Rico Zörkendörfer**, San Francisco, CA (US)

(73) Assignee: **Apple Inc.**, Cupertino, CA (US)

(\*\*) Term: **15 Years**

(21) Appl. No.: **29/544,862**

(22) Filed: **Nov. 6, 2015**

**Related U.S. Application Data**

(63) Continuation of application No. 29/501,031, filed on Aug. 29, 2014, now Pat. No. Des. 742,666.

(51) **LOC (10) Cl.** ..... **06-06**

(52) **U.S. Cl.**  
USPC ..... **D6/682.2**

(58) **Field of Classification Search**

USPC ..... D6/682, 682.2, 682.3, 682.4, 683, D6/683.1, 702-703; 211/71.01, 88.01, 211/90.01, 126  
CPC ..... A47B 88/00; A47B 88/04; A47B 2088/0403  
See application file for complete search history.

(56) **References Cited**

U.S. PATENT DOCUMENTS

2,161,629 A 6/1939 McCord  
D192,672 S \* 4/1962 Jenkins ..... D24/230

(Continued)

OTHER PUBLICATIONS

Magazine Le Photographe, Oct. 2005, p. 75, JPO HB17011518, France.

(Continued)

*Primary Examiner* — Kelley Donnelly

(74) *Attorney, Agent, or Firm* — Sterne, Kessler, Goldstein & Fox P.L.L.C.

(57) **CLAIM**

The ornamental design for a drawer, as shown and described.

**DESCRIPTION**

FIG. 1 is a top front perspective view of a drawer showing our new design;

FIG. 2 is a front view thereof;

FIG. 3 is a rear view thereof;

FIG. 4 is a right side view thereof;

FIG. 5 is a left side view thereof;

FIG. 6 is a top view thereof;

FIG. 7 is a bottom view thereof; and,

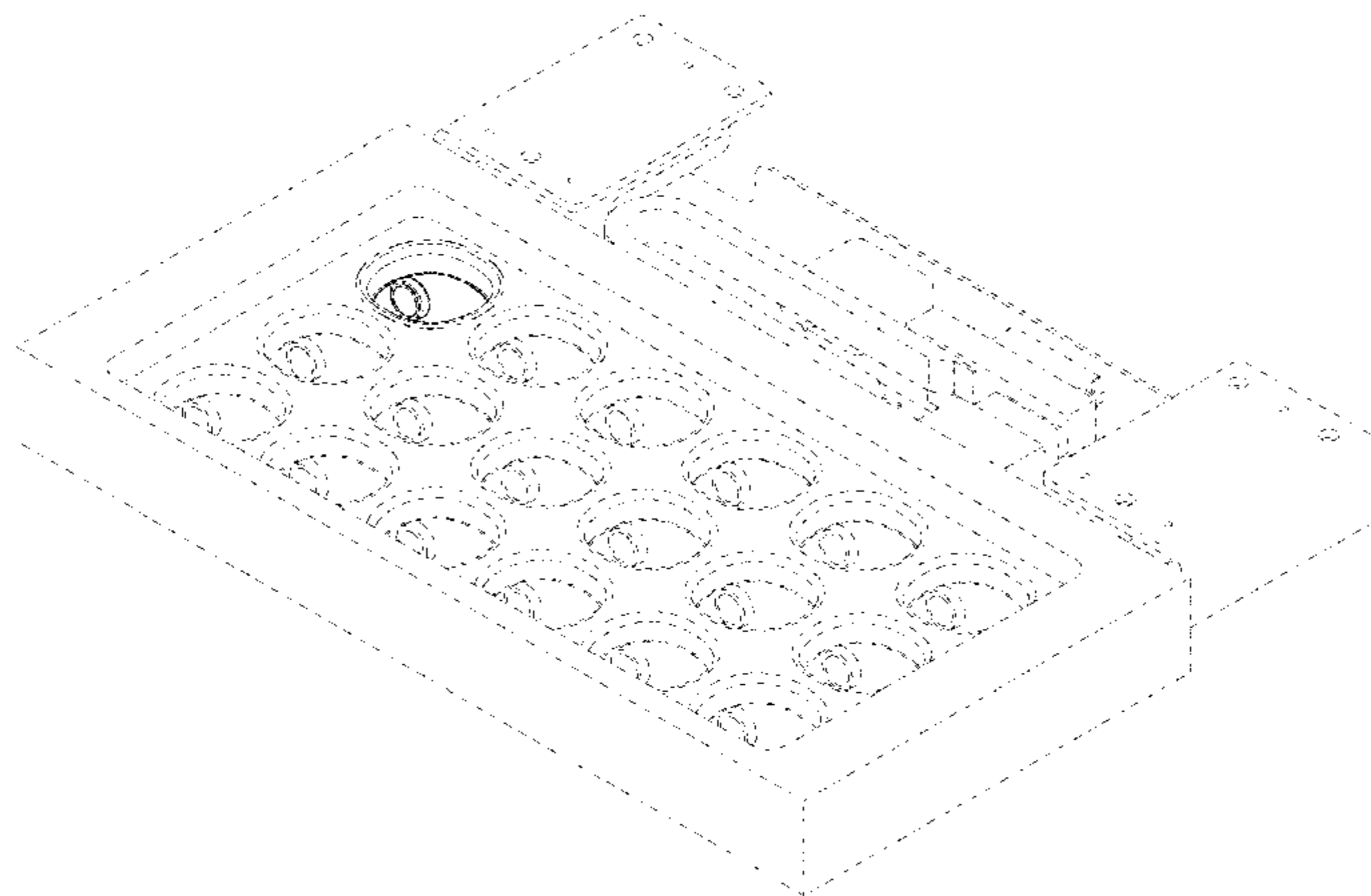
FIG. 8 is a top view thereof showing the drawer in an environment in which it may be used.

The dashed broken lines in the figures show portions of the drawer or environment that form no part of the claimed design.

The dot-dash broken in the figures lines show boundaries that form no part of the claimed design.

The shade lines in the figures show contour and not surface ornamentation.

**1 Claim, 5 Drawing Sheets**



(56)

**References Cited**

U.S. PATENT DOCUMENTS

D249,706	S *	9/1978	Adamski .....	D24/230
4,446,982	A *	5/1984	Corse .....	A21B 3/13 220/512
D283,164	S *	3/1986	Pandya .....	D19/75
4,789,601	A	12/1988	Banes	
D307,997	S	5/1990	Bernstein	
D323,447	S *	1/1992	Booz .....	D7/705
5,207,150	A *	5/1993	Wellman .....	A21B 5/026 249/120
D411,308	S *	6/1999	Pandey .....	D24/216
D590,183	S *	4/2009	Hensel .....	D6/672
D599,241	S	9/2009	Andre et al.	
D643,844	S	8/2011	Akana et al.	
D661,950	S	6/2012	Greenwood	
D662,939	S	7/2012	Akana et al.	
D673,795	S	1/2013	Murrah	
D684,276	S *	6/2013	Hudson .....	D24/226

D695,078	S	12/2013	Hertaus	
D695,134	S *	12/2013	Priebe .....	D9/732
D703,004	S	4/2014	Tsai	
D705,618	S *	5/2014	Reid, Jr. ....	D7/701
D708,760	S *	7/2014	Smeja .....	D24/229
D708,763	S *	7/2014	Smeja .....	D24/229
D709,718	S	7/2014	Snyder	
D723,312	S *	3/2015	Vinci .....	D6/682.2
D724,388	S	3/2015	Smeja	
D735,131	S	7/2015	Akana et al.	
D742,666	S	11/2015	Akana et al.	
D744,994	S *	12/2015	Akana .....	D14/250
D753,424	S *	4/2016	Peltosaari .....	D6/682.1

OTHER PUBLICATIONS

U.S. Appl. No. 29/500,951, filed Aug. 29, 2014.  
 U.S. Appl. No. 29/501,046, filed Aug. 29, 2014.  
 U.S. Appl. No. 29/501,841, filed Sep. 9, 2014.

\* cited by examiner

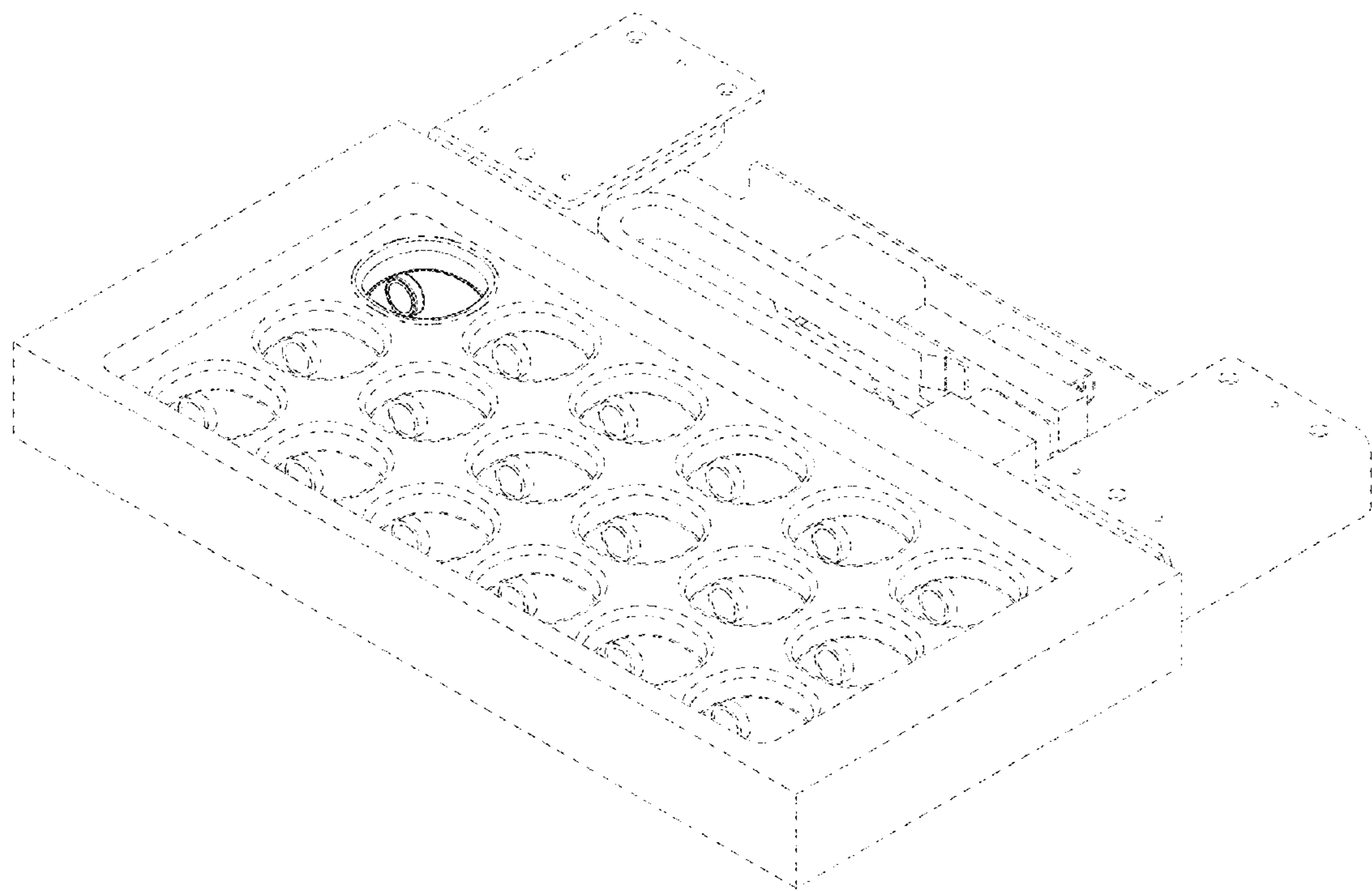




FIG. 1




**FIG. 2**



**FIG. 3**



**FIG. 4**



**FIG. 5**

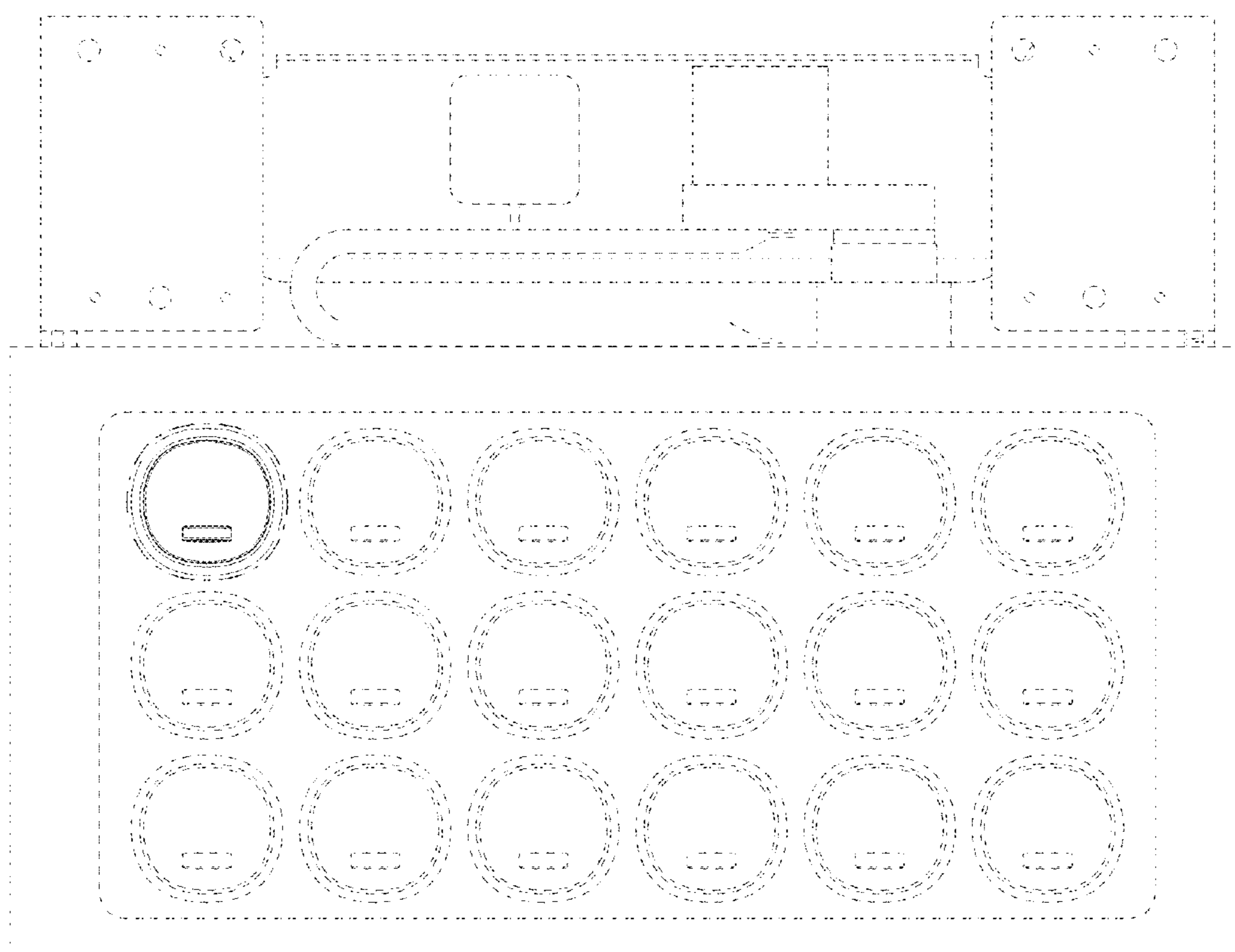


FIG. 6



FIG. 7

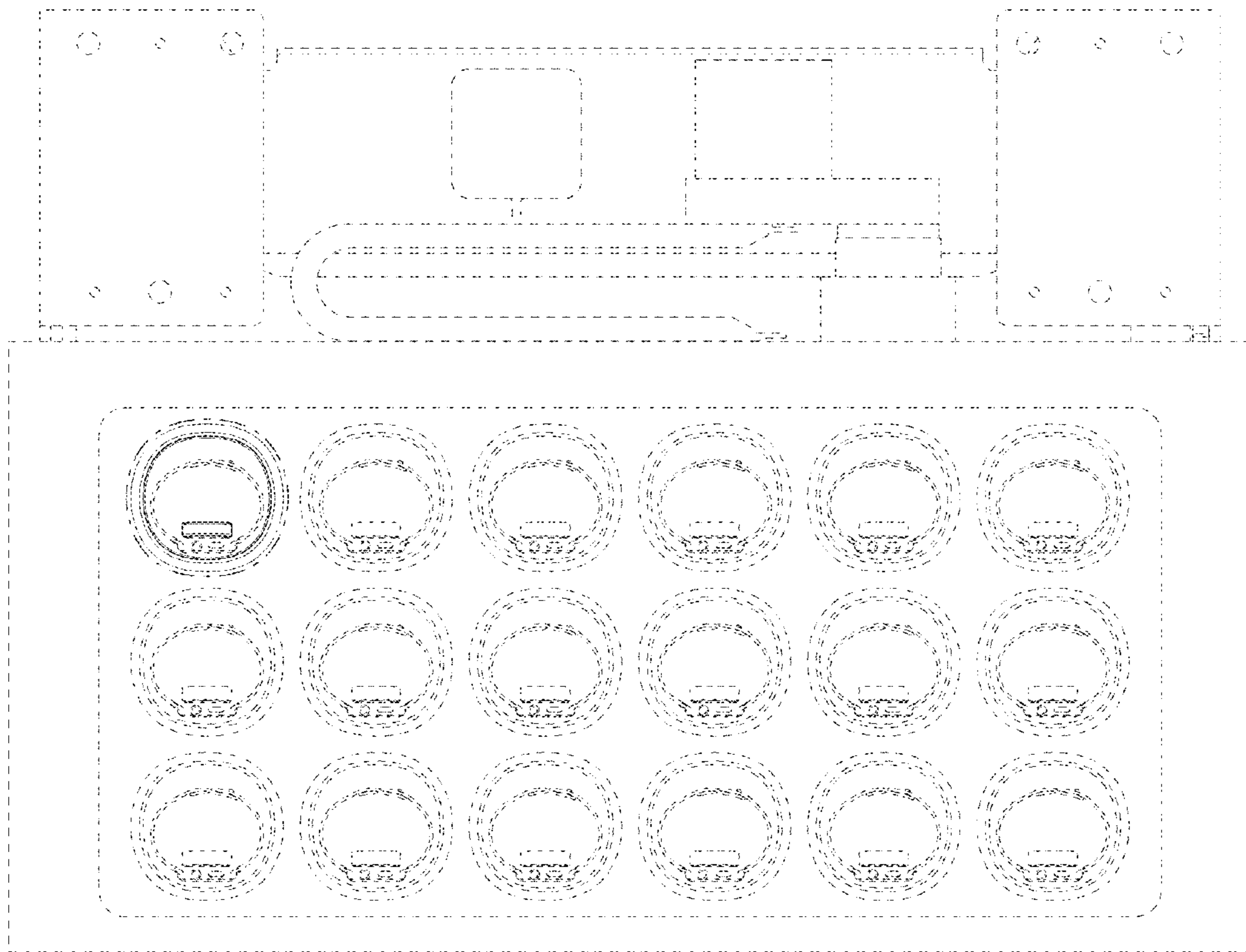


FIG. 8

UNITED STATES PATENT AND TRADEMARK OFFICE  
**CERTIFICATE OF CORRECTION**

PATENT NO. : D767,309 S  
APPLICATION NO. : 29/544862  
DATED : September 27, 2016  
INVENTOR(S) : Akana et al.

Page 1 of 1

It is certified that error appears in the above-identified patent and that said Letters Patent is hereby corrected as shown below:

On the Title Page

In the "Description", below item (57), replace "The dot-dash broken in the figures lines show boundaries that form no part of the claimed design." with --The dot-dash broken lines in the figures show boundaries that form no part of the claimed design.--

Signed and Sealed this  
Second Day of January, 2018



Joseph Matal  
*Performing the Functions and Duties of the  
Under Secretary of Commerce for Intellectual Property and  
Director of the United States Patent and Trademark Office*