



US00D767308S

(12) **United States Design Patent**  
**Bonuccelli**

(10) **Patent No.:** **US D767,308 S**

(45) **Date of Patent:** **\*\* Sep. 27, 2016**

(54) **PART OF BOOKCASES**

(71) Applicant: **UNIFOR S.p.A.**, Turate (Como) (IT)

(72) Inventor: **Dante Bonuccelli**, Como (IT)

(73) Assignee: **UNIFOR S.p.A.**, Turate (COMO) (IT)

(\*\*) Term: **14 Years**

(21) Appl. No.: **29/516,206**

(22) Filed: **Jan. 30, 2015**

(30) **Foreign Application Priority Data**

Aug. 1, 2014 (EM) ..... 002513754-0003

(51) **LOC (10) Cl.** ..... **06-06**

(52) **U.S. Cl.**  
USPC ..... **D6/675.3**

(58) **Field of Classification Search**  
USPC ..... D6/477-479, 491, 509-511, 705;  
108/92-93, 61, 161; 211/85.1, 85.4,  
211/55, 134, 153, 183-184, 187-188;  
312/114, 138.1, 280-281, 262  
CPC ... A47F 5/0025; A47F 5/0018; A47F 5/0081  
See application file for complete search history.

(56) **References Cited**

U.S. PATENT DOCUMENTS

3,613,604	A *	10/1971	Butler	.....	A47F 5/00	108/12
3,881,674	A *	5/1975	Greene, III	.....	A47G 7/00	206/423
D265,561	S *	7/1982	Cottrell	.....	D14/448	
D300,999	S *	5/1989	Hanna	.....	D6/555	
5,297,486	A *	3/1994	Herrmann	.....	A47B 96/028	108/108
D349,003	S *	7/1994	Horton	.....	D6/574	
5,626,084	A *	5/1997	Kelly	.....	A47B 96/02	108/23
5,799,803	A *	9/1998	Muller	.....	A47F 5/0043	108/108

D416,721	S *	11/1999	Schacht	.....	D6/678	
6,488,347	B1 *	12/2002	Bienick	.....	A47B 96/027	108/108
D490,260	S *	5/2004	Bowen	.....	D8/402	
6,837,467	B2 *	1/2005	Cheng	.....	A47B 46/005	108/108
D525,269	S *	7/2006	Vardon	.....	D15/89	
D525,633	S *	7/2006	Vardon	.....	D15/89	
D541,563	S *	5/2007	LaBonia, Jr.	.....	D6/705	
D555,655	S *	11/2007	Iu	.....	D14/447	
D568,344	S *	5/2008	Baacke	.....	D15/89	
D572,056	S *	7/2008	McConnell	.....	D6/574	
D577,744	S *	9/2008	Baacke	.....	D15/89	
7,494,019	B2 *	2/2009	Kessell	.....	A47B 57/06	108/108
D609,510	S *	2/2010	Stafford	.....	D6/705	
D612,405	S *	3/2010	Eicher	.....	D15/89	

(Continued)

*Primary Examiner* — Kelley Donnelly

(74) *Attorney, Agent, or Firm* — Thomas | Horstemeyer, LLP

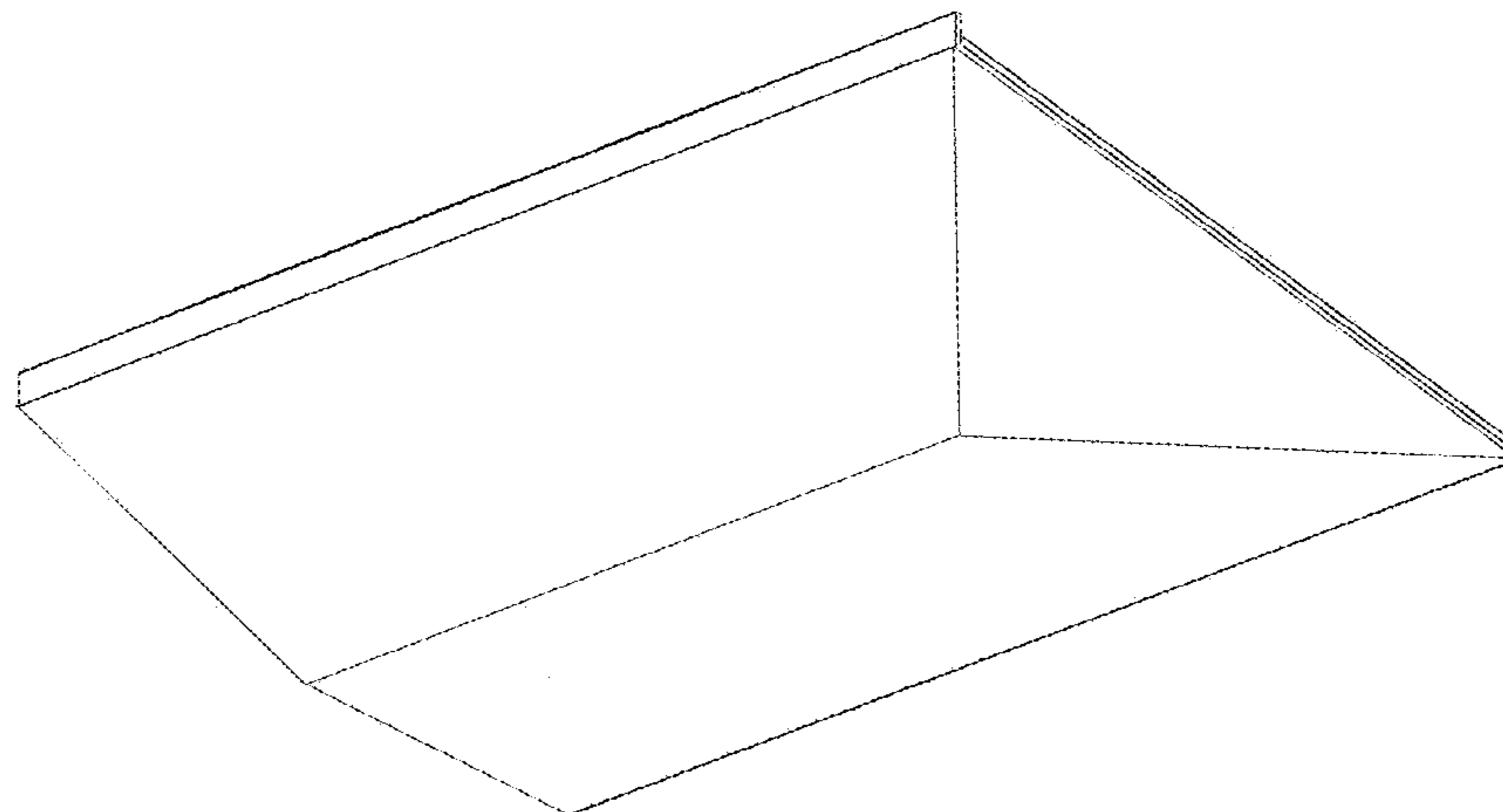
(57) **CLAIM**

The ornamental design for part of bookcases, as shown and described.

**DESCRIPTION**

FIG. 1 is a perspective view of my new part of bookcases; FIG. 2 is a front elevational view of my new part of bookcases of FIG. 1; FIG. 3 is a rear elevational view of my new part of bookcases, opposite that of FIG. 2; FIG. 4 is a side elevational view of my new part of bookcases taken from the right side of FIG. 1; FIG. 5 is a side elevational view of my new part of bookcases from a side opposite that of FIG. 4; FIG. 6 is a top plan view of my new part of bookcases; and, FIG. 7 is a bottom plan view of my new part of bookcases. The broken line showing of portions of the part of bookcases in the figures is included for the purpose of illustrating environmental structure and forms no part of the claimed design.

**1 Claim, 7 Drawing Sheets**



(56)

**References Cited**

U.S. PATENT DOCUMENTS

D678,699 S *	3/2013	Stravitz .....	D6/707.21	D718,966 S *	12/2014	Bennie .....	D6/705
D694,046 S *	11/2013	Walter .....	D6/705	D745,902 S *	12/2015	Choi .....	D15/89
D694,292 S *	11/2013	Eby .....	D15/89	D746,090 S *	12/2015	Grabher .....	D6/705.5
D716,848 S *	11/2014	Seo .....	D15/89	D747,370 S *	1/2016	Kim .....	D15/89
				D754,219 S *	4/2016	Lee .....	D15/89
				2007/0241072 A1 *	10/2007	Bryant .....	A47B 96/021 211/90.02

\* cited by examiner

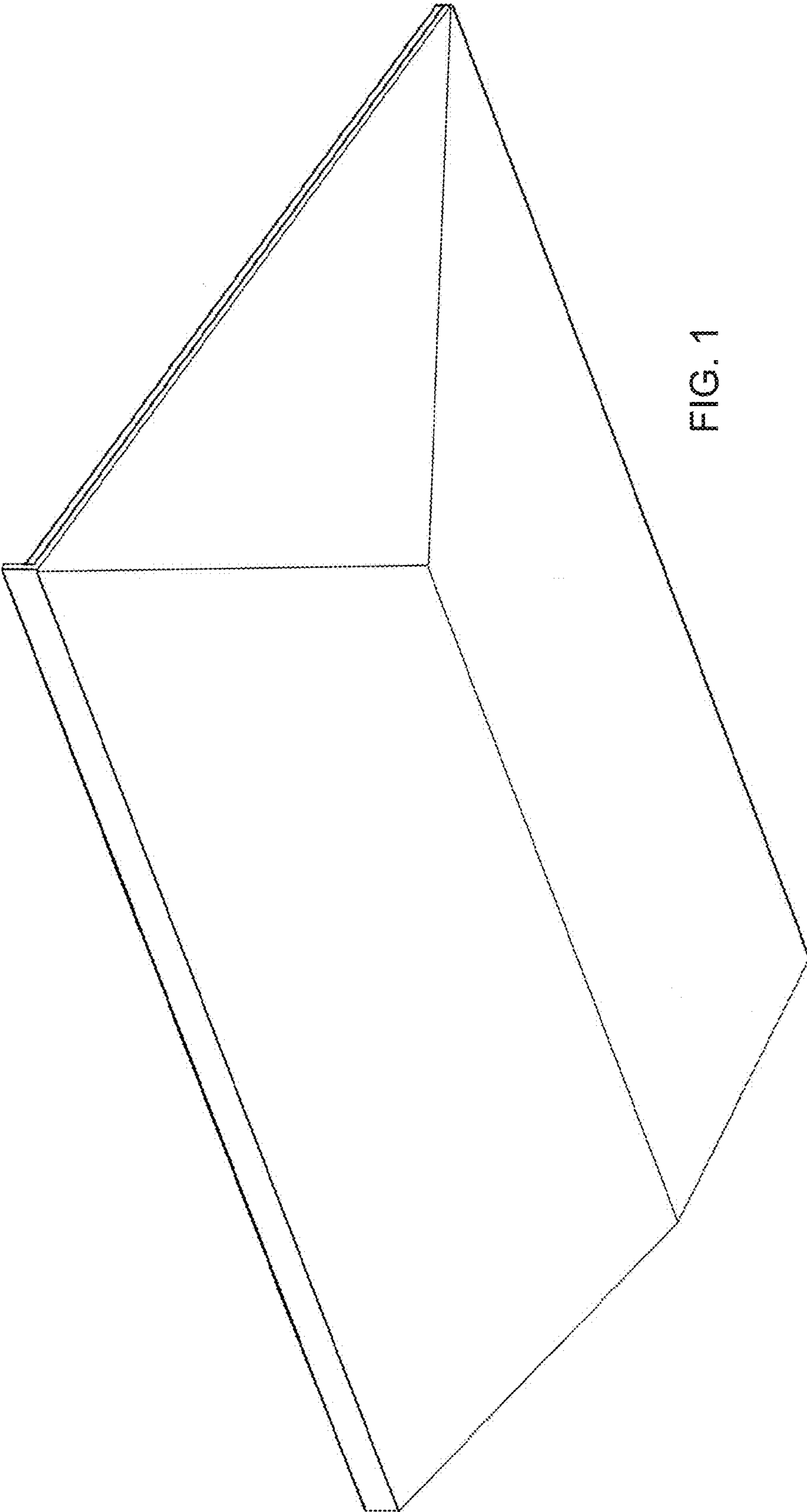


FIG. 1

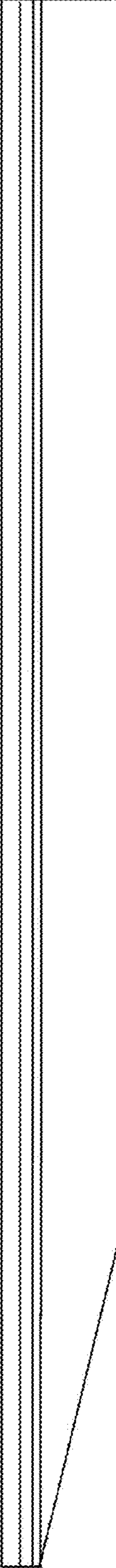


FIG. 2




FIG. 3




FIG. 4




FIG. 5




FIG. 6






FIG. 7