



US00D767274S

(12) **United States Design Patent**
Ciribi

(10) **Patent No.:** **US D767,274 S**

(45) **Date of Patent:** **** Sep. 27, 2016**

(54) **HANDBAG**

(71) Applicant: **Lara Ciribi**, Miami Beach, FL (US)

(72) Inventor: **Lara Ciribi**, Miami Beach, FL (US)

(**) Term: **15 Years**

(21) Appl. No.: **29/529,496**

(22) Filed: **Jun. 8, 2015**

(51) **LOC (10) Cl.** **03-01**

(52) **U.S. Cl.**
USPC **D3/245**

(58) **Field of Classification Search**
USPC D3/232-233, 240-243, 245-246
CPC A45C 1/024; A45C 3/06
See application file for complete search history.

(56) **References Cited**

U.S. PATENT DOCUMENTS

D562,552 S *	2/2008	Gerbi	D3/238
D575,954 S *	9/2008	Gerbi	D3/232
D597,306 S *	8/2009	Hong	D3/245
D630,431 S *	1/2011	Gonzalez	D3/232
D641,976 S *	7/2011	Gonzalez	D3/232
D657,139 S *	4/2012	Gerbi	D3/232

D657,555 S *	4/2012	Gerbi	D3/232
D669,263 S *	10/2012	Fong	D3/232
D674,603 S *	1/2013	Gerbi	D3/245
D699,433 S *	2/2014	Kuster	D3/232
D756,111 S *	5/2016	Slimane	D3/232

* cited by examiner

Primary Examiner — Holly Baynham

(74) *Attorney, Agent, or Firm* — Albert Bordas, P.A.

(57) **CLAIM**

The ornamental design for a handbag, as shown and described.

DESCRIPTION

FIG. 1 is a top plan view of a handbag;
FIG. 2 is a front elevational view thereof;
FIG. 3 is a bottom view thereof;
FIG. 4 is a left-side elevational view thereof, the right-side elevational view being a mirror image thereof;
FIG. 5 is a rear elevational view thereof; and,
FIG. 6 a front isometric view thereof.

The broken lines showing stitching are for the purposes of illustrating environment and form no part of the claimed design.

The claimed handbag is used to carry personal items.

1 Claim, 3 Drawing Sheets



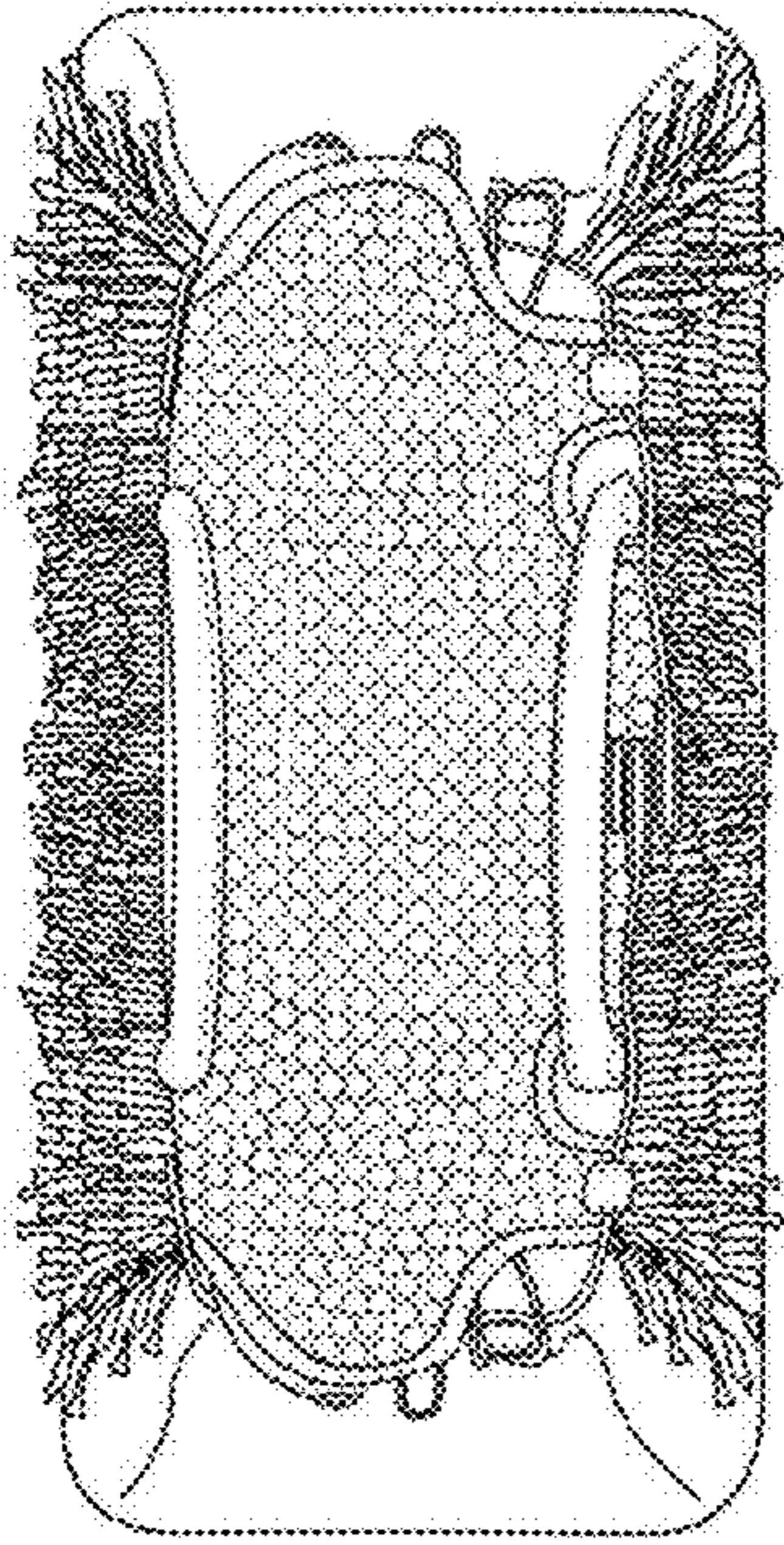


Fig. 1



Fig. 2




Fig. 3

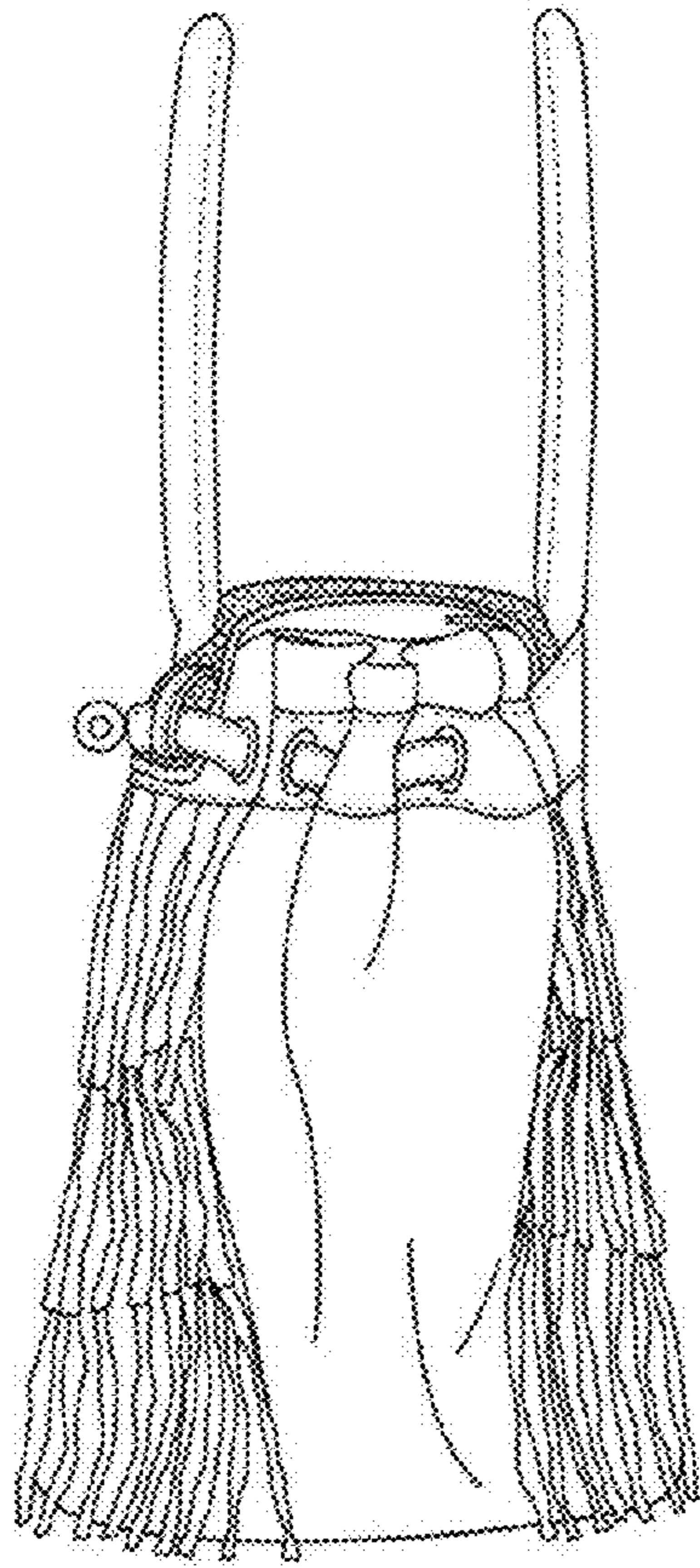


Fig. 4



Fig. 5



Fig. 6