



US00D767264S

(12) **United States Design Patent**  
**de Baere**

(10) **Patent No.:** **US D767,264 S**

(45) **Date of Patent:** **\*\* Sep. 27, 2016**

(54) **FOOTWEAR OUTSOLE**

(71) Applicant: **Hoof and Woof LLC**, San Ramon, CA  
(US)

(72) Inventor: **Caroline de Baere**, Mill Valley, CA  
(US)

(73) Assignee: **Hoof and Woof LLC**, San Ramon, CA  
(US)

(\*\*) Term: **14 Years**

(21) Appl. No.: **29/518,174**

(22) Filed: **Feb. 20, 2015**

(51) **LOC (10) Cl.** ..... **02-04**

(52) **U.S. Cl.**  
USPC ..... **D2/951; D2/953**

(58) **Field of Classification Search**  
USPC ..... D2/902, 906, 908, 916, 918, 925,  
D2/946-962, 977; 36/3 B, 22 R, 24.5, 25 R,  
36/28, 32 R, 34 R, 59 C, 67 A, 103  
CPC .... A43B 13/00; A43B 13/02; A43B 13/023;  
A43B 13/026; A43B 13/04; A43B 13/08;  
A43B 13/10; A43B 13/12; A43B 13/14;  
A43B 13/141; A43B 13/143; A43B 13/16;  
A43B 13/18; A43B 13/181; A43B 13/187;  
A43B 13/189; A43B 13/20; A43B 13/22;  
A43B 13/223; A43B 13/24; A43B 13/28;  
A43B 13/30; A43B 13/32; A43B 13/34;  
A43B 13/36  
See application file for complete search history.

(56) **References Cited**

**U.S. PATENT DOCUMENTS**

D386,893 S \* 12/1997 Begg, II ..... D2/953  
5,887,371 A \* 3/1999 Curley, Jr. .... A43C 15/162  
36/127

D460,249 S \* 7/2002 Yang ..... D2/951  
D580,637 S \* 11/2008 Winjum ..... D2/951  
D664,340 S \* 7/2012 McClaskie ..... D2/951  
D666,389 S \* 9/2012 MacIntyre ..... D2/951  
D686,403 S \* 7/2013 Denniston ..... D2/951  
D717,034 S \* 11/2014 Bramani ..... D2/951  
D721,476 S \* 1/2015 Harlow ..... D2/951  
D730,021 S \* 5/2015 Conchieri ..... D2/902  
D743,156 S \* 11/2015 Lok ..... D2/961  
2014/0123522 A1\* 5/2014 Rustam ..... A43B 7/1425  
36/127  
2014/0208610 A1\* 7/2014 Dirsra ..... A43B 13/20  
36/28  
2015/0245683 A1\* 9/2015 Cross ..... B32B 27/065  
36/103

\* cited by examiner

*Primary Examiner* — T. Chase Nelson

(74) *Attorney, Agent, or Firm* — Staniford Tomita LLP

(57) **CLAIM**

The ornamental design for a footwear outsole, as shown and described.

**DESCRIPTION**

FIG. 1 shows a bottom perspective view for a design of a footwear outsole.

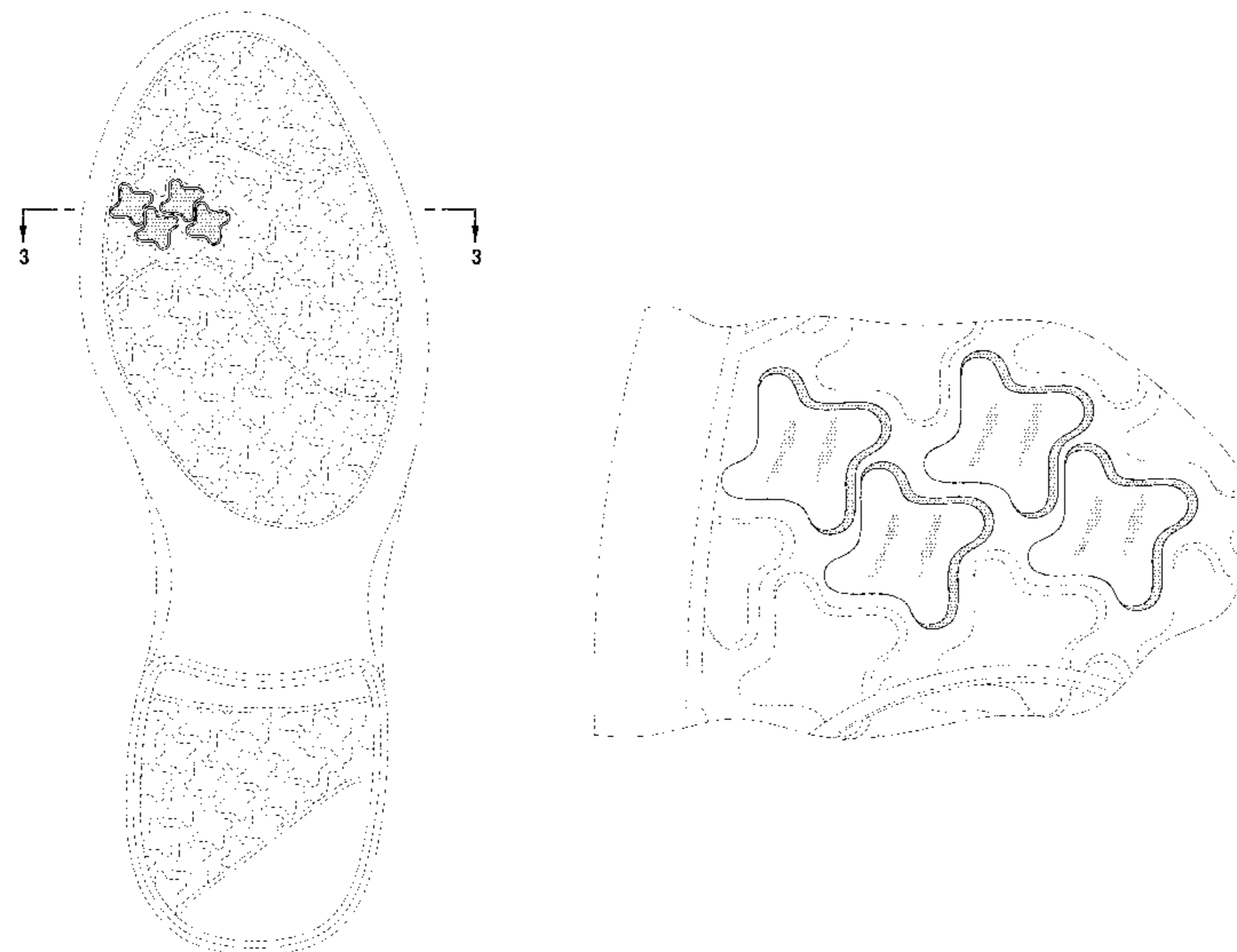
FIG. 2 shows a bottom plan view for the design.

FIG. 3 shows a section view taken as indicated in FIG. 2; and,

FIG. 4 shows an enlarged perspective view for the design in isolation.

The broken-line features in the figures are for purposes of illustrating portions of the footwear outsole that form no part of the claimed design.

**1 Claim, 3 Drawing Sheets**



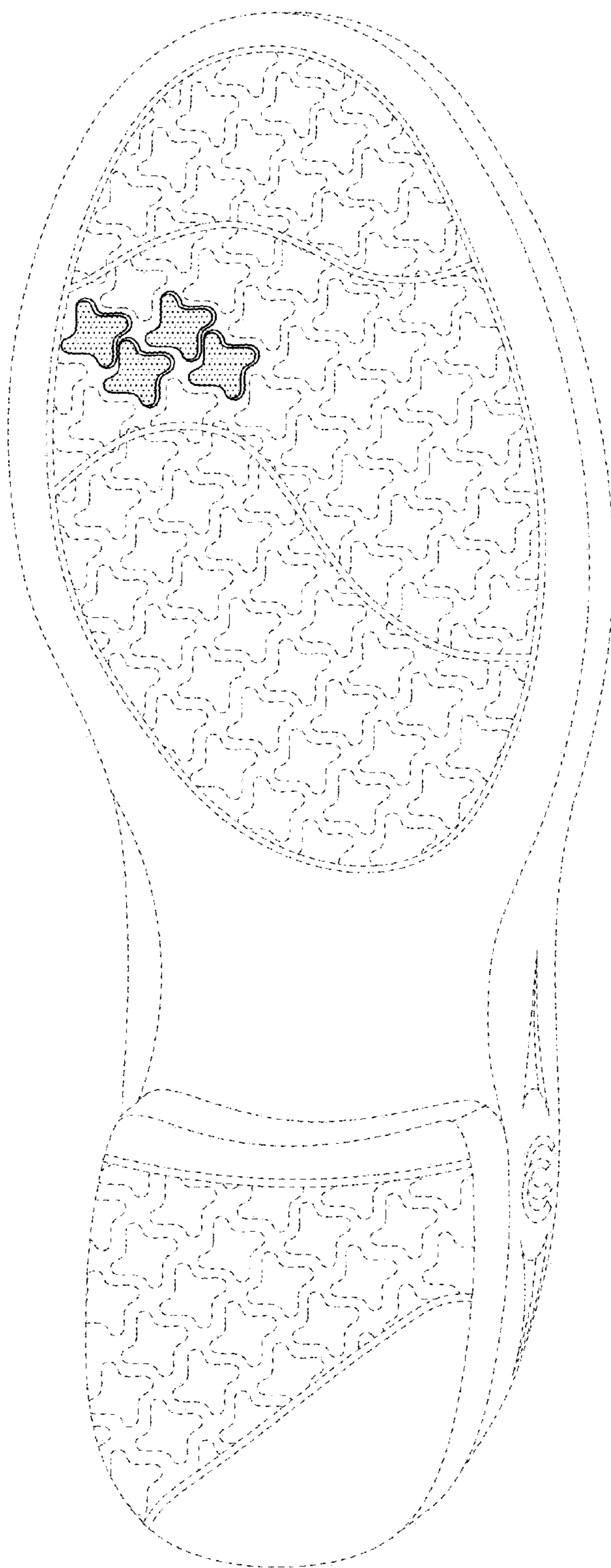


FIG. 1

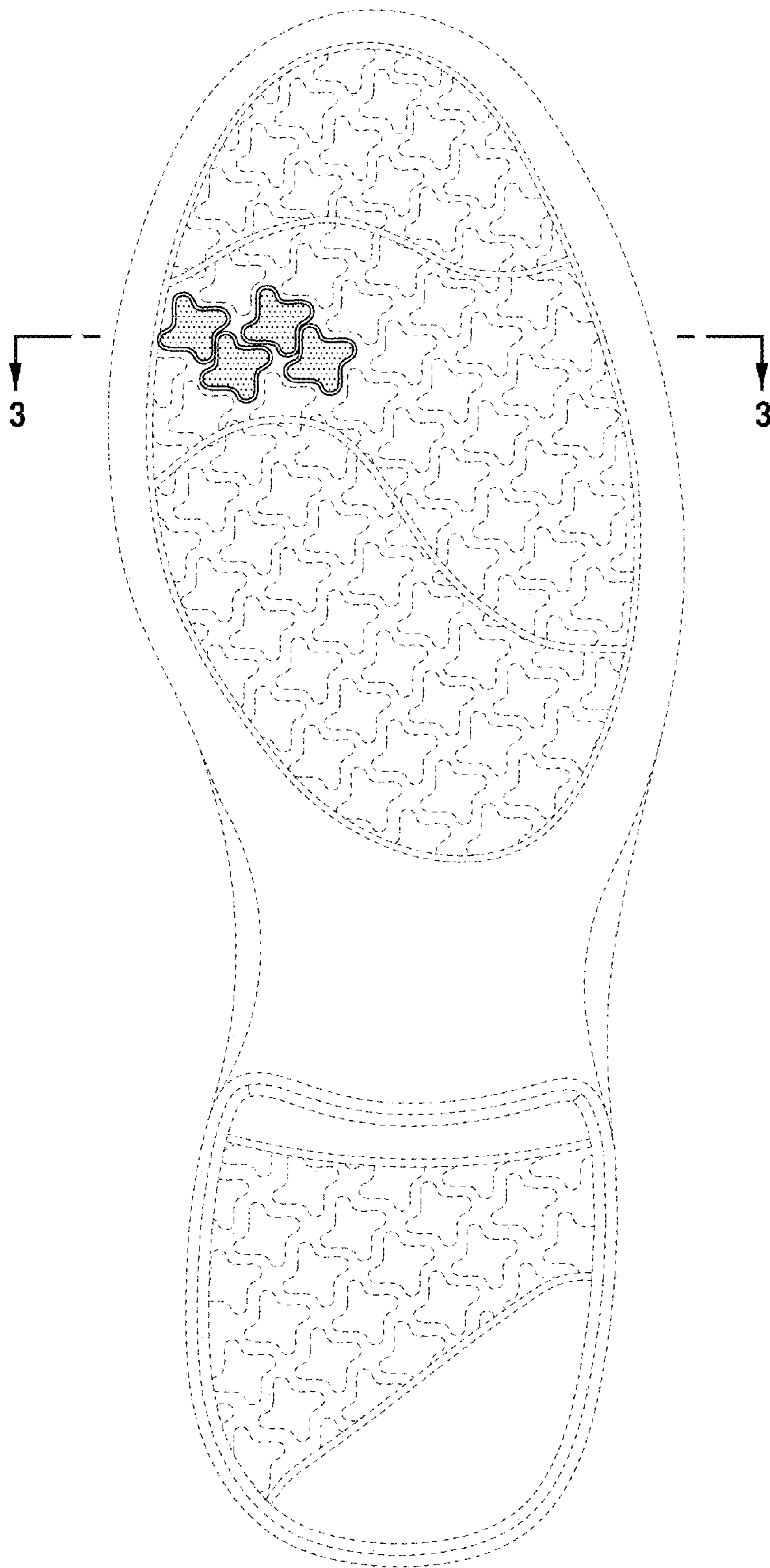


FIG. 2

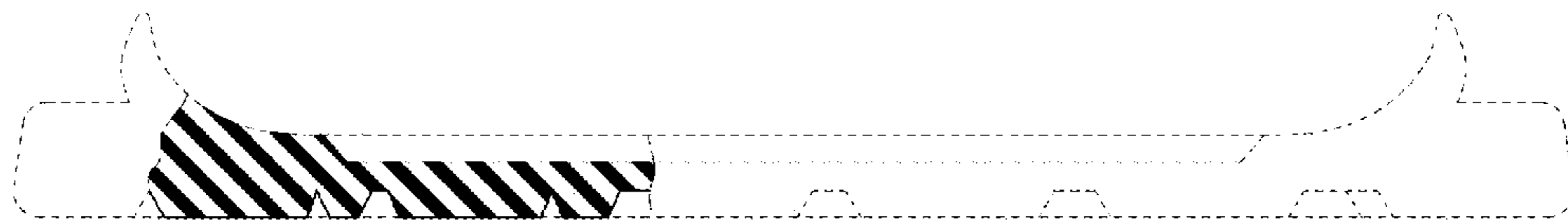


FIG. 3

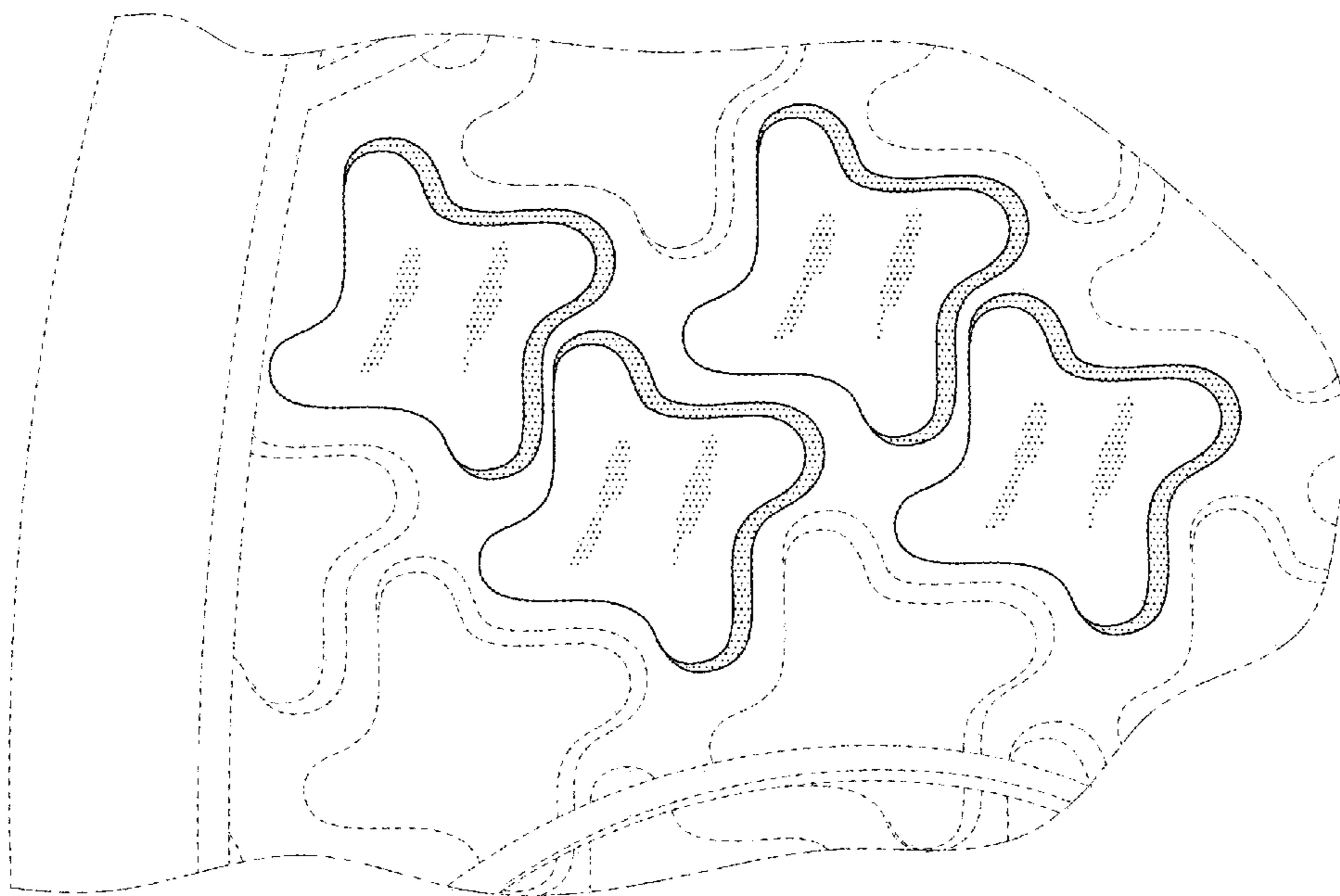


FIG. 4