



US00D767253S

(12) **United States Design Patent** (10) **Patent No.:** **US D767,253 S**
Main et al. (45) **Date of Patent:** **** Sep. 27, 2016**

(54) **PANTS WITH SNAPS**
(71) Applicant: **OpenSnap LLC**, Mineola, TX (US)
(72) Inventors: **Brenda H. Main**, Mineola, TX (US);
Donna M. Gaffney, Mineola, TX (US)
(73) Assignee: **OPENSnap, LLC**, Mineola, TX (US)
(**) Term: **14 Years**
(21) Appl. No.: **29/473,414**
(22) Filed: **Nov. 21, 2013**
(51) **LOC (10) Cl.** **02-02**
(52) **U.S. Cl.**
USPC **D2/742**
(58) **Field of Classification Search**
USPC D2/732, 741, 742, 743, 744, 745, 747,
D2/748, 749, 853, 857; 2/22, 23, 24, 62,
2/79, 80, 81, 82, 83, 227, 229, 230, 234,
2/235, 236, 237, 238, 247, 912, 919
CPC A41D 1/00; A41D 27/24; A41D 15/005;
A41D 1/06; A41D 2400/70; A41D 27/08;
A41D 27/20
See application file for complete search history.

D721,468 S * 1/2015 Dye D2/742
D721,469 S * 1/2015 Dye D2/742
2002/0040496 A1* 4/2002 Blaire 2/227
2002/0116748 A1* 8/2002 Lipsett et al. 2/227
2004/0006805 A1* 1/2004 Broeksmit 2/80
2007/0204376 A1* 9/2007 Nunn 2/69
2012/0304361 A1* 12/2012 Jeffords 2/227
2014/0187899 A1* 7/2014 Pernu et al. 600/388

* cited by examiner

Primary Examiner — Mary Ann Calabrese
Assistant Examiner — Jennifer L Rempfer
(74) *Attorney, Agent, or Firm* — Scott L. Harper; Griffith
Bates Champion & Harper LLP

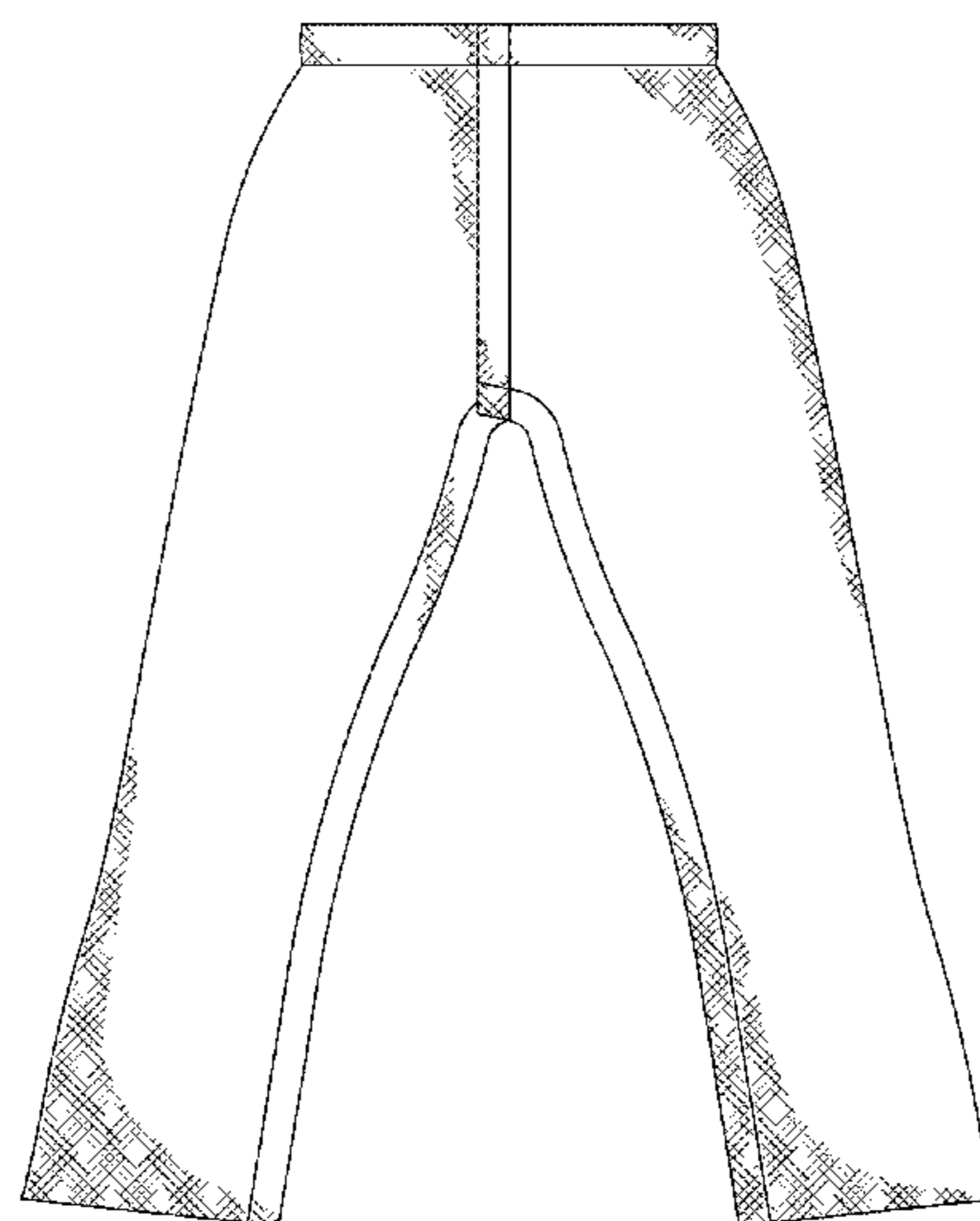
(57) **CLAIM**
The ornamental design for pants with snaps, as shown and
described.

DESCRIPTION

FIG. 1 is a perspective front view of the pants with snaps in
a snapped position of the present invention;
FIG. 2 is a front elevational view of the pants with snaps in
a snapped position of the present invention;
FIG. 3 is a perspective front elevational view of the pants
with snaps in an unsnapped position of the present inven-
tion;
FIG. 4 is a front elevational view of the pants with snaps in
an unsnapped position of the present invention;
FIG. 5 is a rear elevational view of the pants with snaps in
an unsnapped position of the present invention;
FIG. 6 is a left side elevational view of the pants with snaps
in an unsnapped position of the present invention;
FIG. 7 is a right side elevational view of the pants with snaps
in an unsnapped position of the present invention;
FIG. 8 is a top plan view of the pants with snaps in an
unsnapped position of the present invention; and,
FIG. 9 is a bottom plan view of the pants with snaps in an
unsnapped position of the present invention.

1 Claim, 7 Drawing Sheets

(56) **References Cited**
U.S. PATENT DOCUMENTS
2,930,094 A * 3/1960 Shears 24/669
4,914,756 A * 4/1990 Grassick 2/227
6,611,964 B2* 9/2003 Lipsett et al. 2/227
D575,028 S * 8/2008 Patton D2/742
D620,230 S * 7/2010 Rollins D2/742
7,832,022 B1* 11/2010 Peters 2/227
D654,662 S * 2/2012 Lewis D2/743
D668,840 S * 10/2012 McCray D2/738
8,464,365 B1* 6/2013 Nunn et al. 2/227
8,667,615 B2* 3/2014 Vanderburgh 2/237
8,713,715 B1* 5/2014 Lewis 2/227
D712,627 S * 9/2014 Shonafelt D2/743



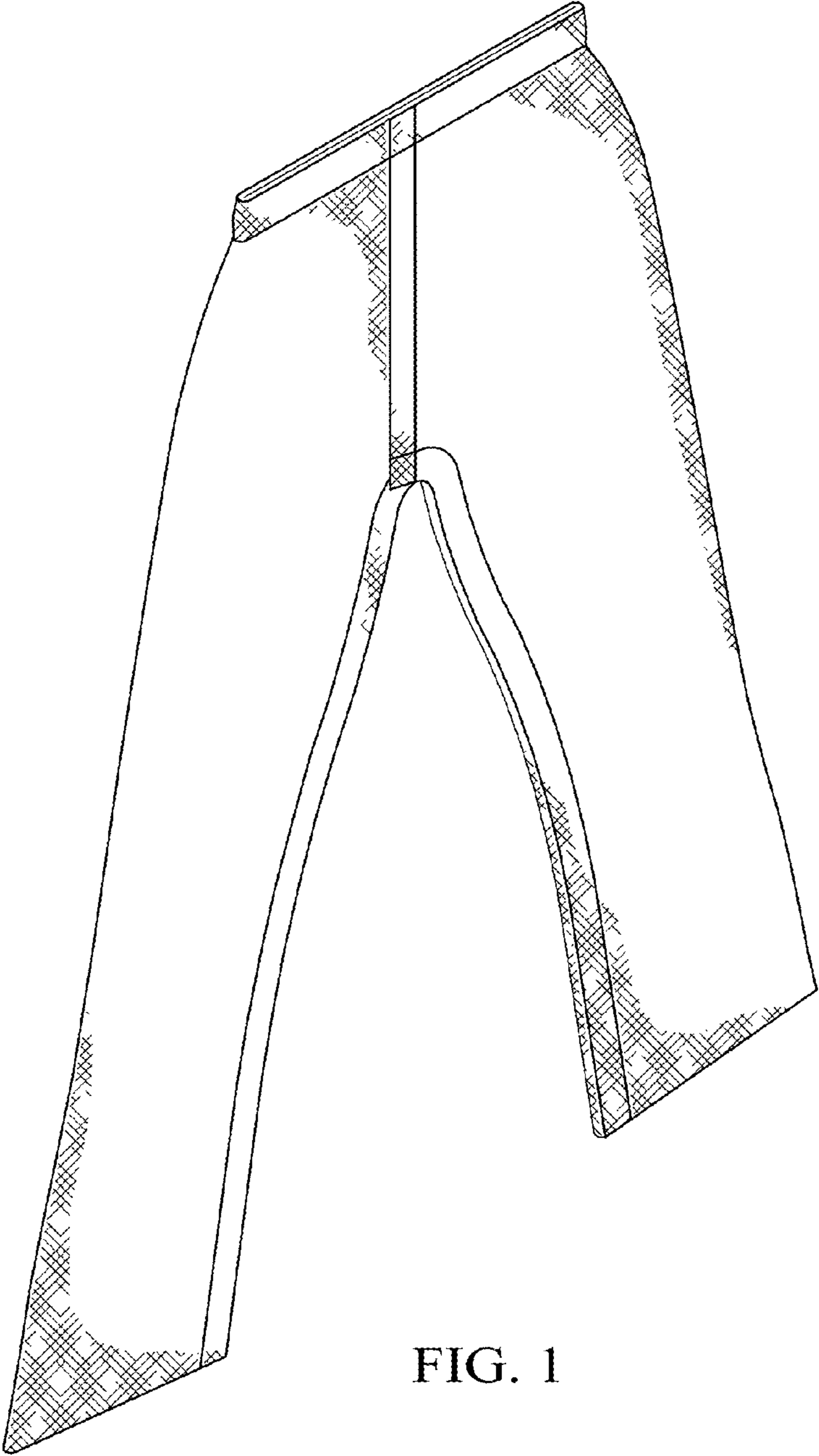


FIG. 1

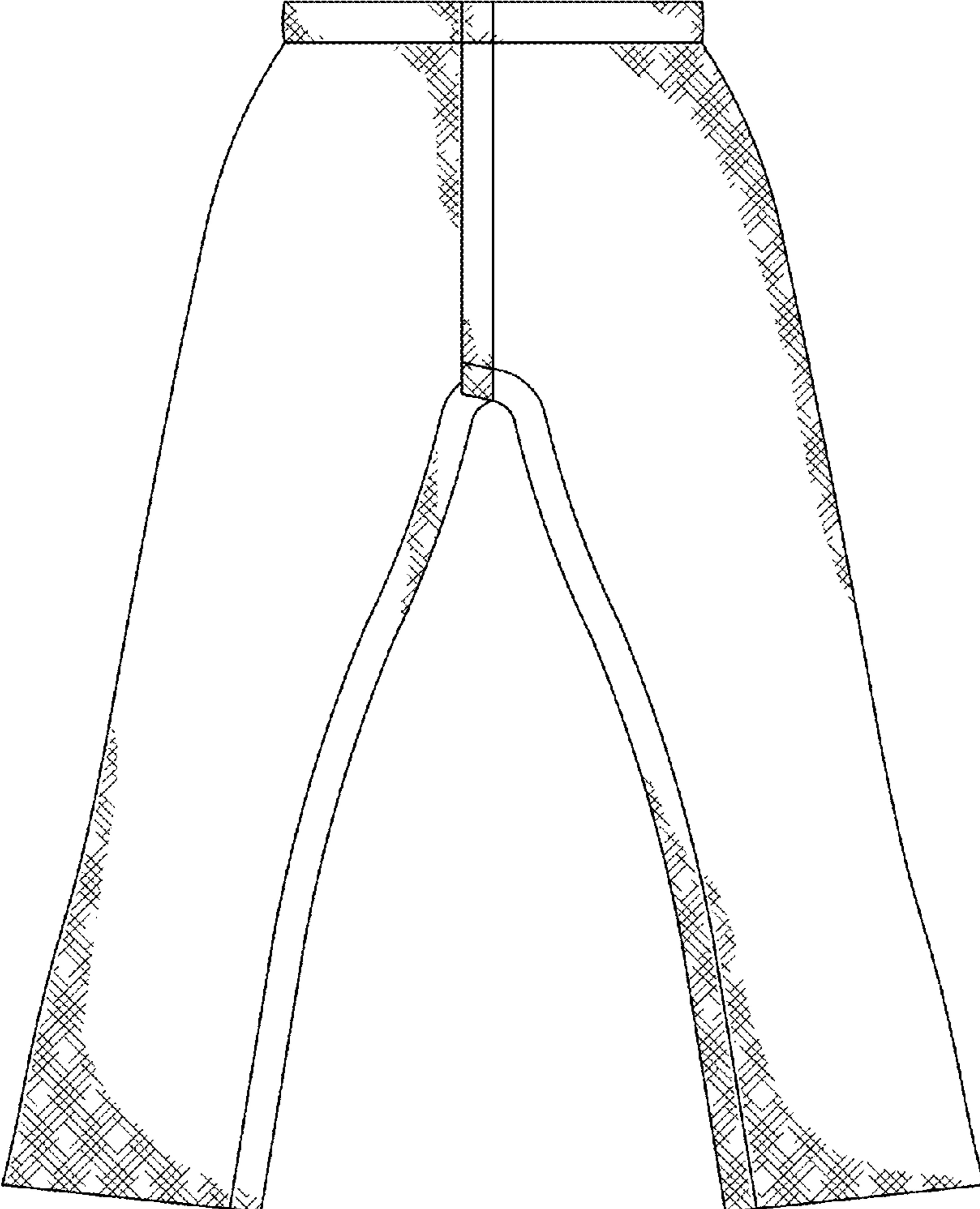


FIG. 2

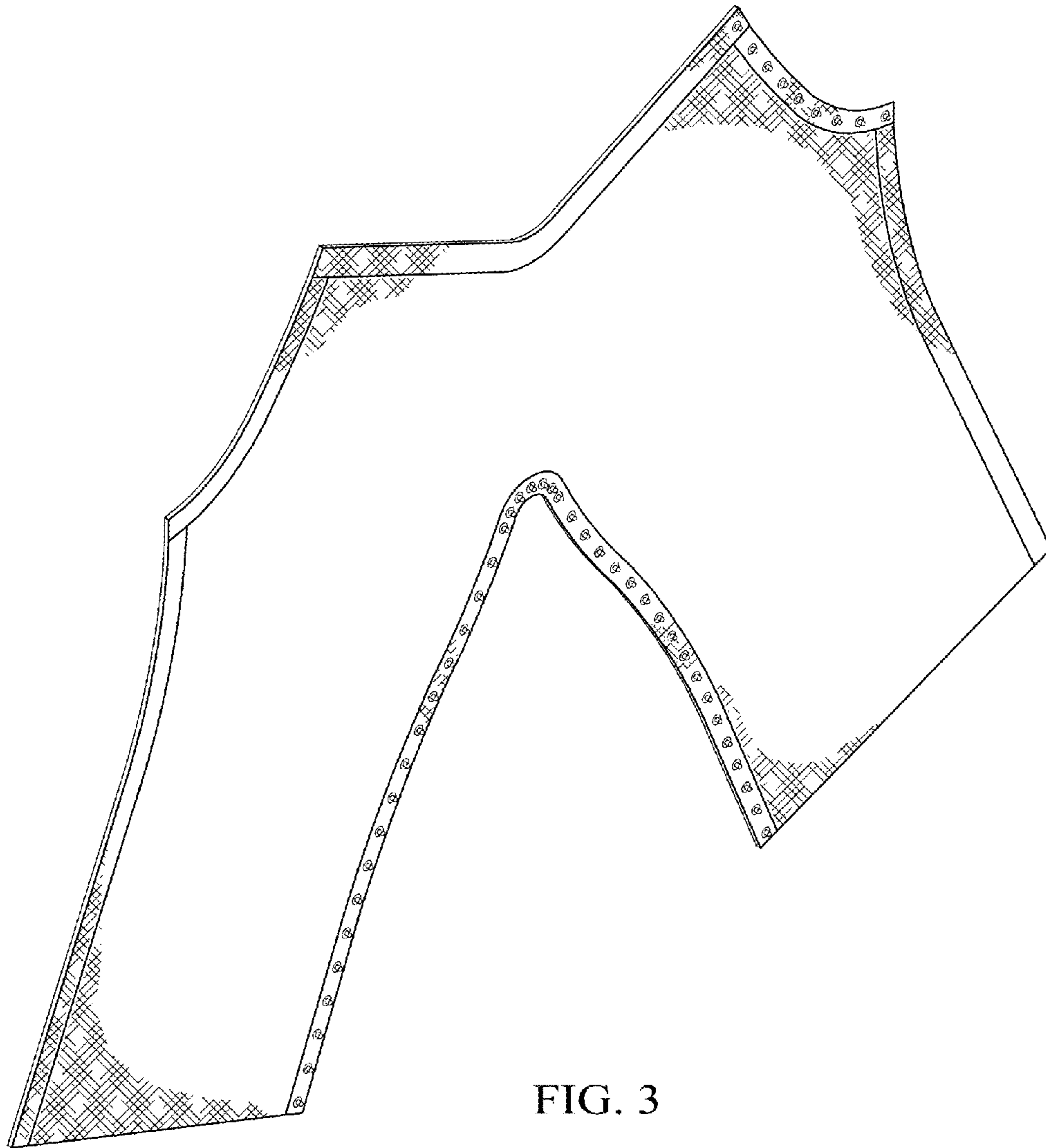


FIG. 3

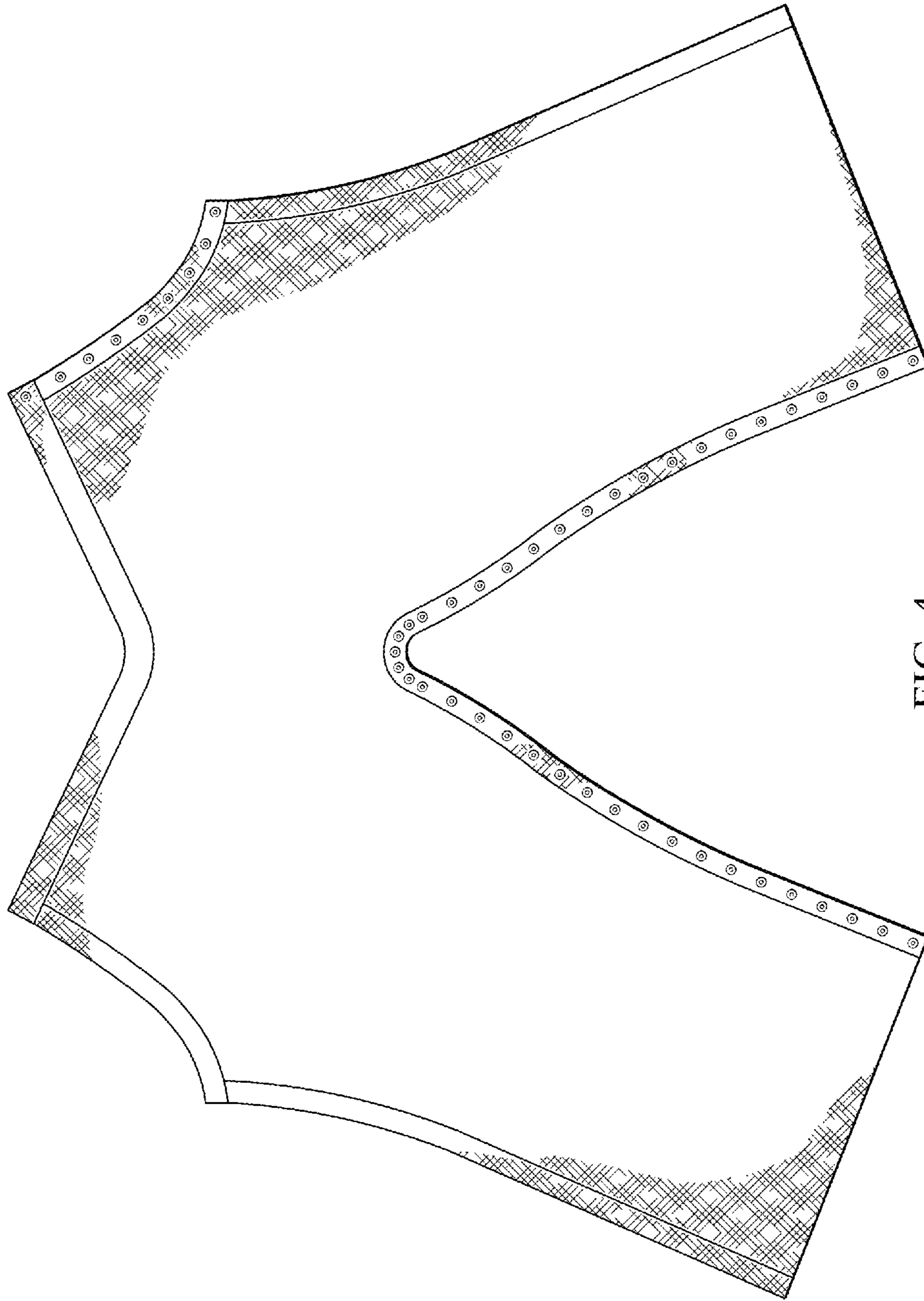


FIG. 4

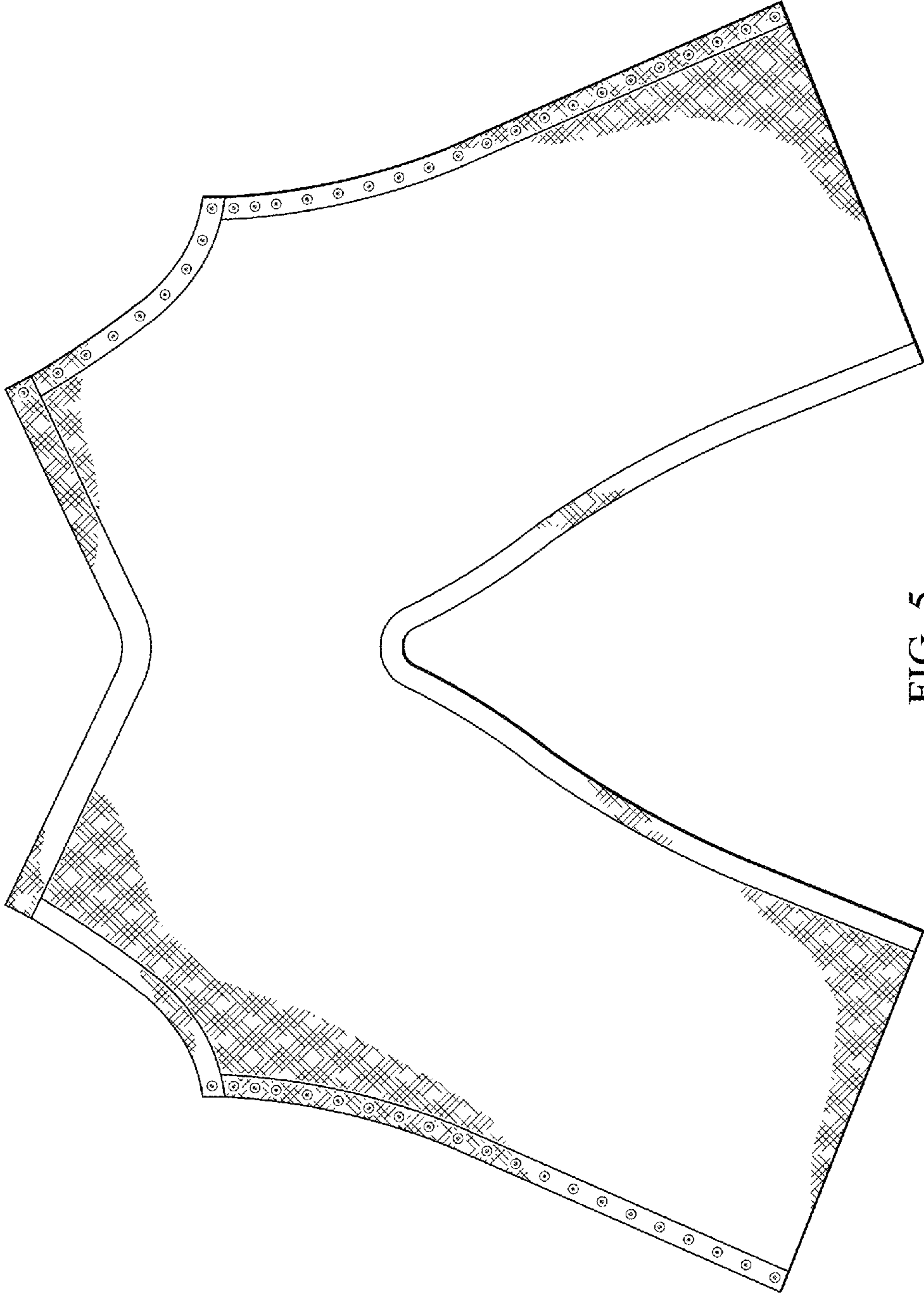


FIG. 5



FIG. 6



FIG. 7



FIG. 8



FIG. 9