



US00D767212S

(12) **United States Design Patent**
Tardy

(10) **Patent No.:** **US D767,212 S**

(45) **Date of Patent:** **** Sep. 20, 2016**

- (54) **EAR PROTECTOR**
- (71) Applicant: **Richard Tardy**, Cheverly, MD (US)
- (72) Inventor: **Richard Tardy**, Cheverly, MD (US)
- (**) Term: **14 Years**
- (21) Appl. No.: **29/523,108**
- (22) Filed: **Apr. 7, 2015**
- (51) **LOC (10) Cl.** **29-02**
- (52) **U.S. Cl.**
USPC **D29/112**
- (58) **Field of Classification Search**
USPC D29/100, 102, 105, 106, 108, 112, 122;
D2/869, 878, 891; 2/455, 410, 417,
2/423, 424, 425, 9, 171, 208, 209
CPC A42B 3/16; A42B 3/163; A42B 3/166;
A42B 3/18; A42B 3/04; A42B 3/0406;
A42B 1/12; A42B 1/20; A42B 1/201
See application file for complete search history.

D415,861	S *	10/1999	Marshall	D29/112
D443,730	S *	6/2001	Tsujino	D29/106
D443,955	S *	6/2001	Tsujino	D29/106
6,298,493	B1	10/2001	Ambroise		
6,976,275	B1 *	12/2005	Liu	A61F 11/14 2/209
7,028,343	B1	4/2006	Watson		
7,117,546	B2 *	10/2006	Goulding	A63B 71/10 2/208
D613,459	S	4/2010	Bywater		
7,865,974	B1	1/2011	Heller		
D632,438	S *	2/2011	Franklin	D29/112
D697,260	S	1/2014	Raymundo		
2001/0029622	A1	10/2001	Bose		
2012/0324636	A1 *	12/2012	Schwochert	A45D 44/12 2/423

(56) **References Cited**

U.S. PATENT DOCUMENTS

177,755	A *	5/1876	Sedgwick	A61F 11/06 2/209
1,619,772	A *	3/1927	Thompson	A45D 44/12 128/866
2,281,357	A *	4/1942	Johnson	A61F 11/06 2/209
2,727,245	A *	12/1955	Suggs	A45D 44/12 2/174
D224,583	S *	8/1972	Hanes	D29/112
D267,286	S *	12/1982	Anderie	D29/112
D374,508	S *	10/1996	Walker-Whitelaw	D29/112
5,689,831	A	11/1997	Harris		
5,718,001	A	2/1998	Wright		

FOREIGN PATENT DOCUMENTS

WO WO2004080221 A2 9/2004

* cited by examiner

Primary Examiner — Elizabeth J Oswecki

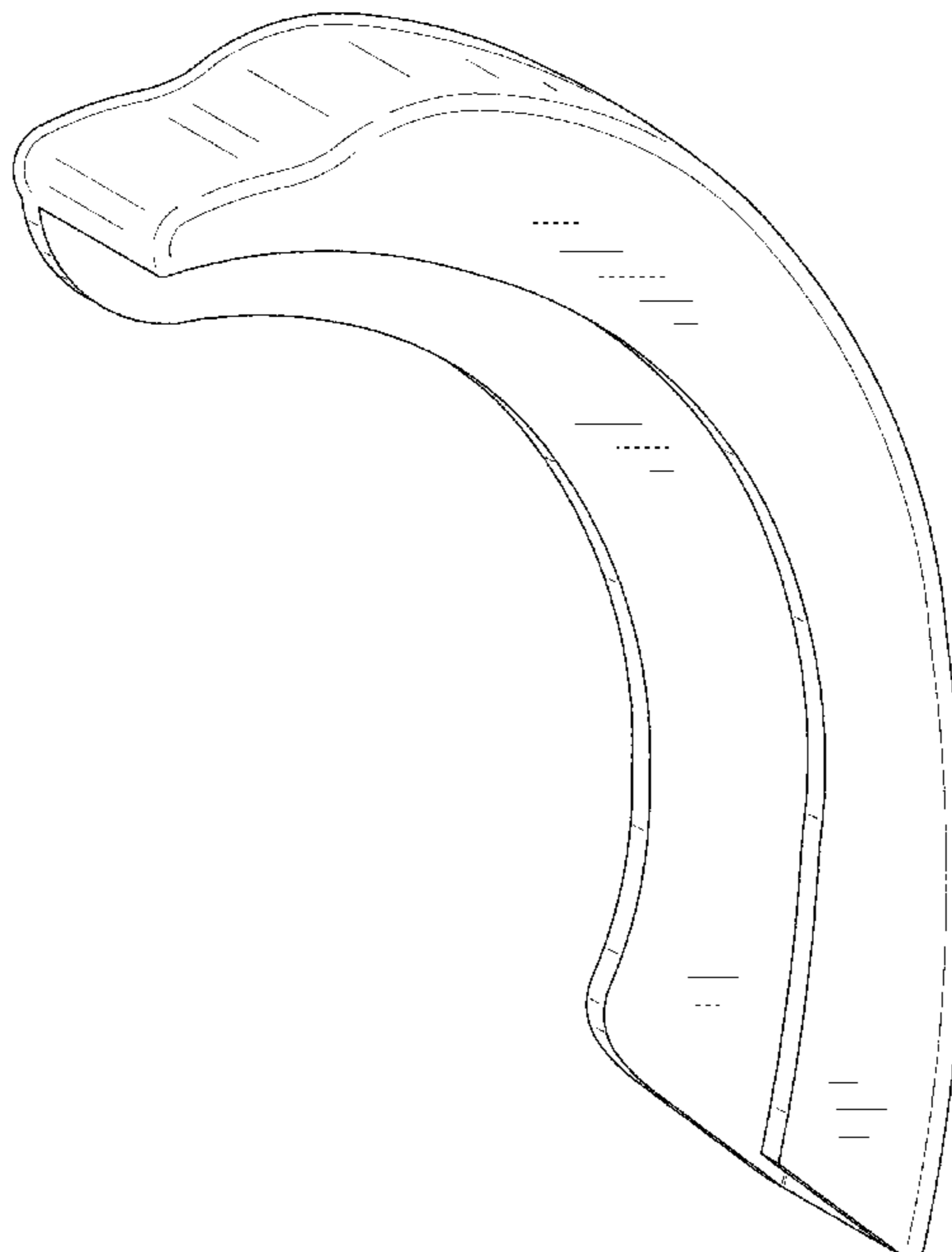
(57) **CLAIM**

The ornamental design for an ear protector, as shown and described.

DESCRIPTION

FIG. 1 is a right side view of an ear protector showing our new design;
 FIG. 2 is a left side view thereof;
 FIG. 3 is a front view thereof;
 FIG. 4 is a back view thereof;
 FIG. 5 is a top view thereof;
 FIG. 6 is a bottom view thereof; and,
 FIG. 7 is a perspective view thereof.

1 Claim, 5 Drawing Sheets






FIG. 1




FIG. 2

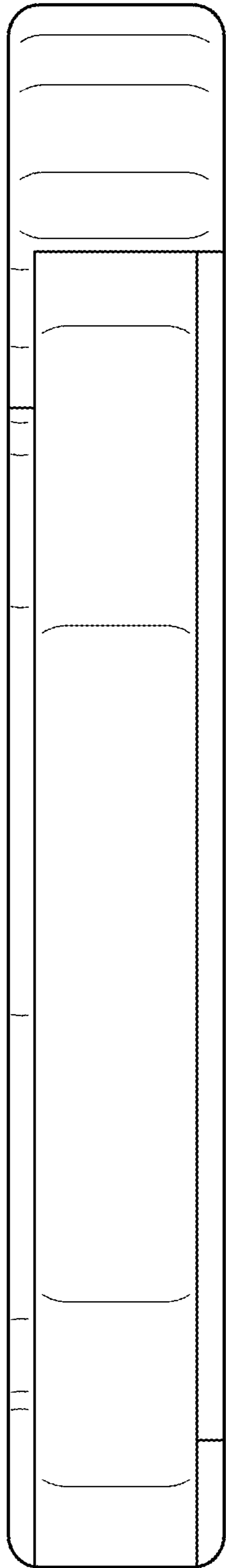


FIG. 3




FIG. 4

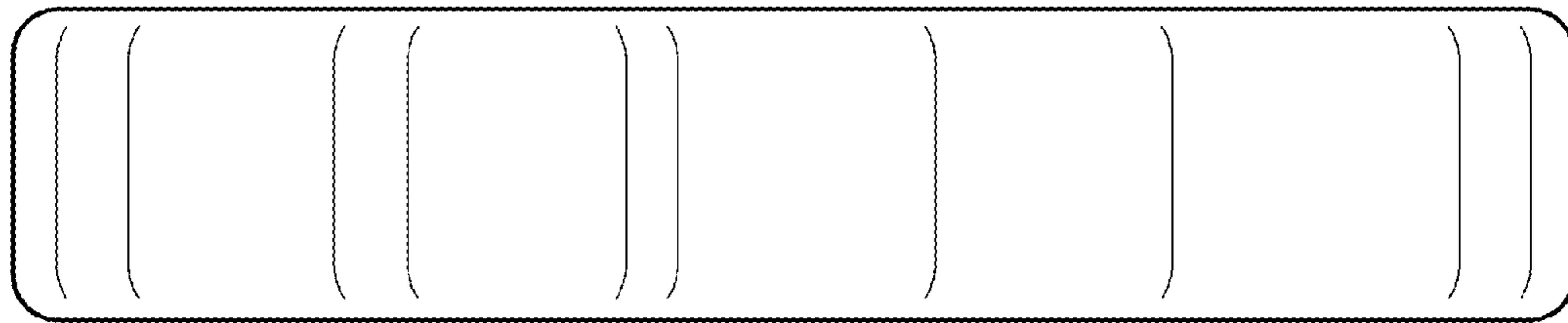


FIG. 5

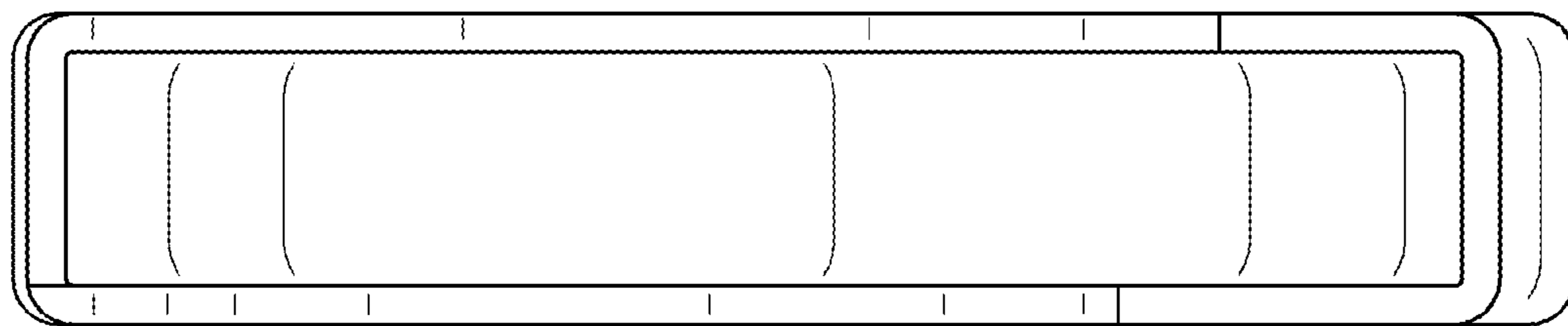


FIG. 6

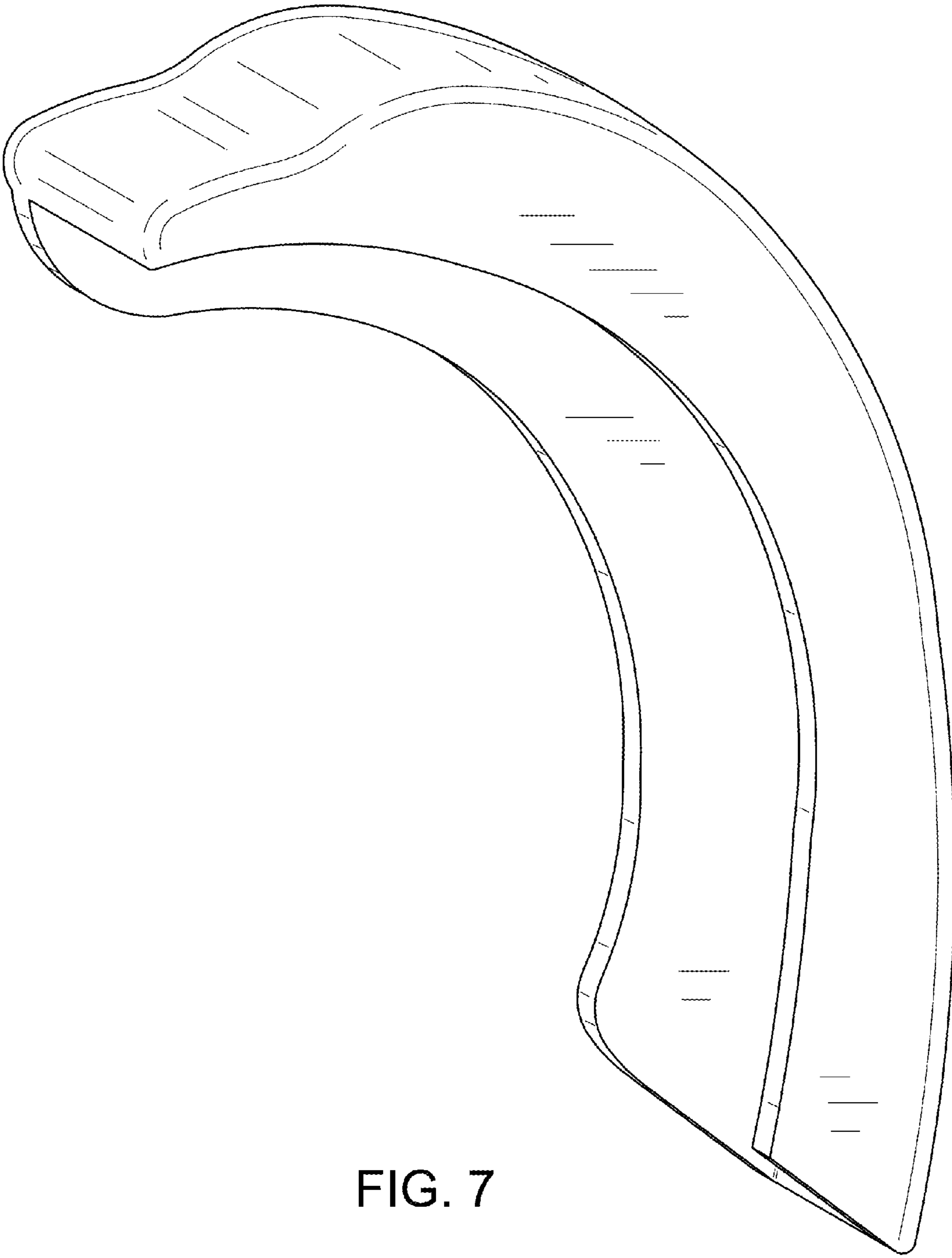


FIG. 7