



US00D767210S

(12) **United States Design Patent**  
**Sato et al.**

(10) **Patent No.:** **US D767,210 S**  
(45) **Date of Patent:** **\*\* Sep. 20, 2016**

- (54) **WIG BASE**
- (71) Applicant: **Aderans Company Limited**, Tokyo (JP)
- (72) Inventors: **Takashi Sato**, Tokyo (JP); **Mutsumi Kawasaki**, Tokyo (JP)
- (73) Assignee: **Aderans Company Limited** (JP)

4,576,189	A *	3/1986	Regina	.....	132/53
4,825,886	A	5/1989	Allen		
5,117,846	A	6/1992	Finamore et al.		
5,592,957	A	1/1997	Gazzerro et al.		
6,012,460	A *	1/2000	Kikuchi	.....	132/53
6,170,491	B1	1/2001	Maekawa		
6,688,315	B1 *	2/2004	Harrison	.....	132/201
7,537,014	B1 *	5/2009	Yoo	.....	132/53
D680,273	S	4/2013	Hartwich		
8,925,559	B2 *	1/2015	Tiram	.....	132/201

(\*\*) Term: **14 Years**

(21) Appl. No.: **29/499,674**

(22) Filed: **Aug. 18, 2014**

**Related U.S. Application Data**

(62) Division of application No. 29/472,969, filed on Nov. 18, 2013.

(30) **Foreign Application Priority Data**

May 16, 2013	(JP)	.....	2013-010799
May 16, 2013	(JP)	.....	2013-010800
May 16, 2013	(JP)	.....	2013-010801
May 16, 2013	(JP)	.....	2013-010802
May 16, 2013	(JP)	.....	2013-010803
May 16, 2013	(JP)	.....	2013-010804

(51) **LOC (10) Cl.** ..... **28-04**

(52) **U.S. Cl.**  
USPC ..... **D28/92**

(58) **Field of Classification Search**  
USPC ..... D28/39-43, 92, 93; 132/53-56, 201  
CPC ..... A41G 3/0041; A41G 3/0083  
See application file for complete search history.

(56) **References Cited**

**U.S. PATENT DOCUMENTS**

2,438,005	A *	3/1948	Goldman	.....	132/53
3,809,100	A *	5/1974	Megna	.....	132/53

**FOREIGN PATENT DOCUMENTS**

JP	1164103	1/2003
JP	1164268	1/2003
JP	1164269	1/2003
JP	1317971	12/2007
JP	1347804	1/2009

\* cited by examiner

*Primary Examiner* — Zenia Bennett

(74) *Attorney, Agent, or Firm* — Saidman DesignLaw Group, LLC


(57) **CLAIM**

The ornamental design for a wig base, as shown and described.


**DESCRIPTION**

FIG. 1 is a top plan view of a wig base according to our new design;  
FIG. 2 is a bottom plan view thereof;  
FIG. 3 is a front view thereof;  
FIG. 4 is a rear view thereof; and,  
FIG. 5 is a right side view thereof, the opposite left side view being a mirror image thereof.


**1 Claim, 2 Drawing Sheets**



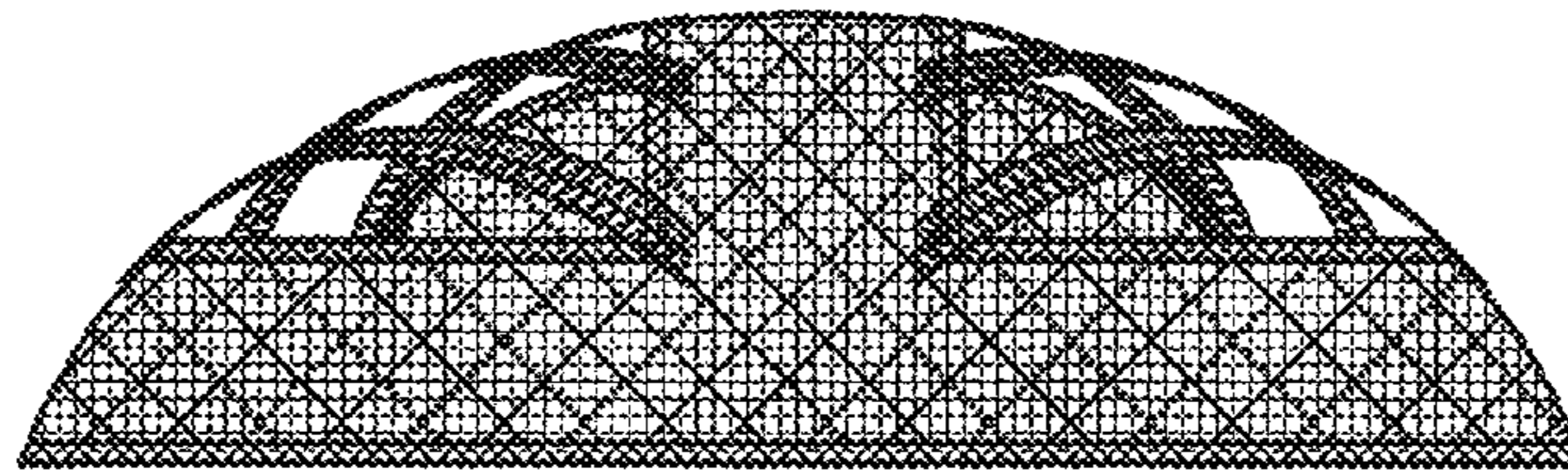
*Fig. 1*



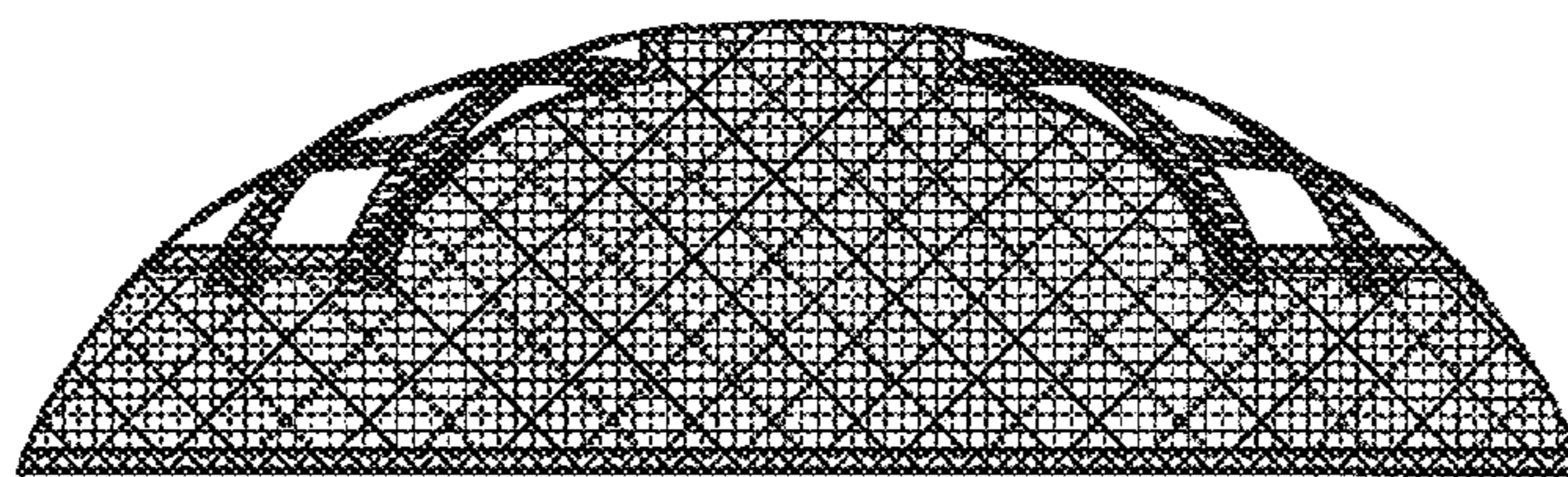
*Fig. 2*



*Fig. 3*



*Fig. 4*



*Fig. 5*

