

US00D767208S

(12) **United States Design Patent** (10) **Patent No.:** **US D767,208 S**  
**Cera** (45) **Date of Patent:** **\*\* Sep. 20, 2016**

(54) **BACK SCRUBBER** 6,526,618 B1 3/2003 Bolton  
6,647,564 B1 11/2003 Smith  
(71) Applicant: **Jose Cera**, Glendale, CA (US) D592,369 S \* 5/2009 Hitzemann ..... D32/40  
8,512,843 B2 \* 8/2013 Villata ..... B32B 3/266  
(72) Inventor: **Jose Cera**, Glendale, CA (US) D706,987 S \* 6/2014 Rodriguez ..... D28/63  
D709,245 S \* 7/2014 Zenthoefer ..... D28/63  
(\*\*) Term: **15 Years** D713,600 S \* 9/2014 Chesser ..... D28/63

(21) Appl. No.: **29/527,861**

**FOREIGN PATENT DOCUMENTS**

(22) Filed: **May 22, 2015**

WO WO2011155913 12/2011

(51) **LOC (10) Cl.** ..... **28-03**

\* cited by examiner

(52) **U.S. Cl.**  
USPC ..... **D28/63**

*Primary Examiner* — Susan Bennett Hattan  
*Assistant Examiner* — Rebecca Tsehaye

(58) **Field of Classification Search**  
USPC ..... D28/63; D4/121, 126; 4/559, 604, 605,  
4/606; 15/104.92, 104.93, 159, 160, 161,  
15/244.1, 244.4; D5/47, 60; D32/43, 40  
CPC ..... A47K 7/00; A47K 7/02; A47K 7/024;  
A47K 7/026; A47K 7/03; A61H 7/002;  
A61H 2205/081; B32B 5/18; B32B 3/266  
See application file for complete search history.

(57) **CLAIM**  
The ornamental design for a back scrubber, as shown and described.

(56) **References Cited**

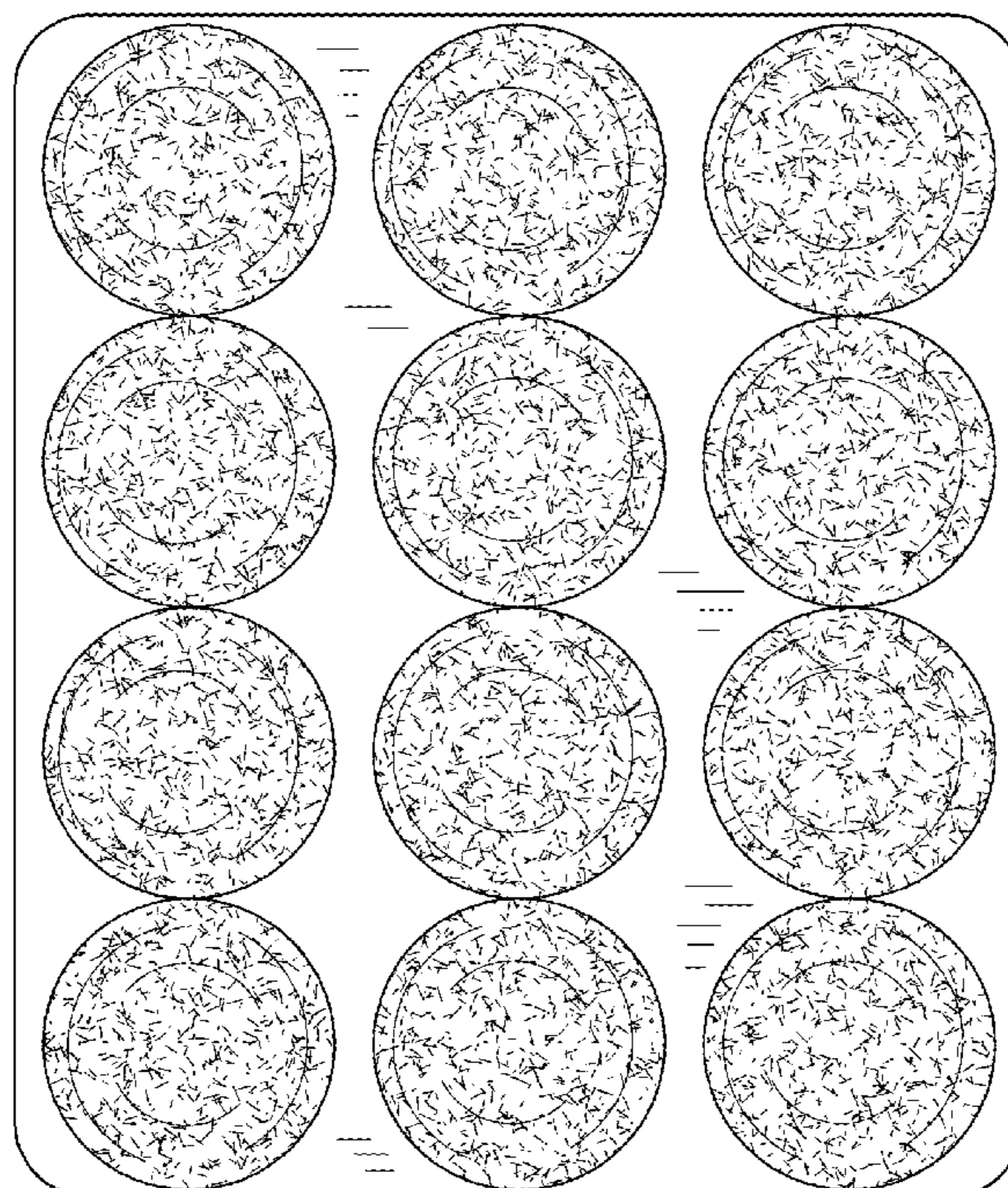
**DESCRIPTION**

**U.S. PATENT DOCUMENTS**

5,277,389 A 1/1994 Ballares et al.  
D354,587 S \* 1/1995 Bush, Sr. .... D28/63  
5,561,869 A \* 10/1996 Sarel ..... A47K 7/046  
4/606  
D388,547 S 12/1997 Walls  
5,704,903 A 1/1998 Jahnke  
5,784,722 A 7/1998 Ureta et al.  
D400,658 S \* 11/1998 Mejia, Sr. .... D23/304  
D409,337 S 5/1999 Johnson, Jr.  
6,226,811 B1 5/2001 Fagan

FIG. 1 is a front view of a back scrubber showing my new design;  
FIG. 2 is a rear view of the back scrubber;  
FIG. 3 is a left side view of the back scrubber, a right side view being a mirror image thereof;  
FIG. 4 is a top view of the back scrubber, a bottom view being a mirror image thereof; and,  
FIG. 5 is a top front side perspective view of the back scrubber.

**1 Claim, 5 Drawing Sheets**



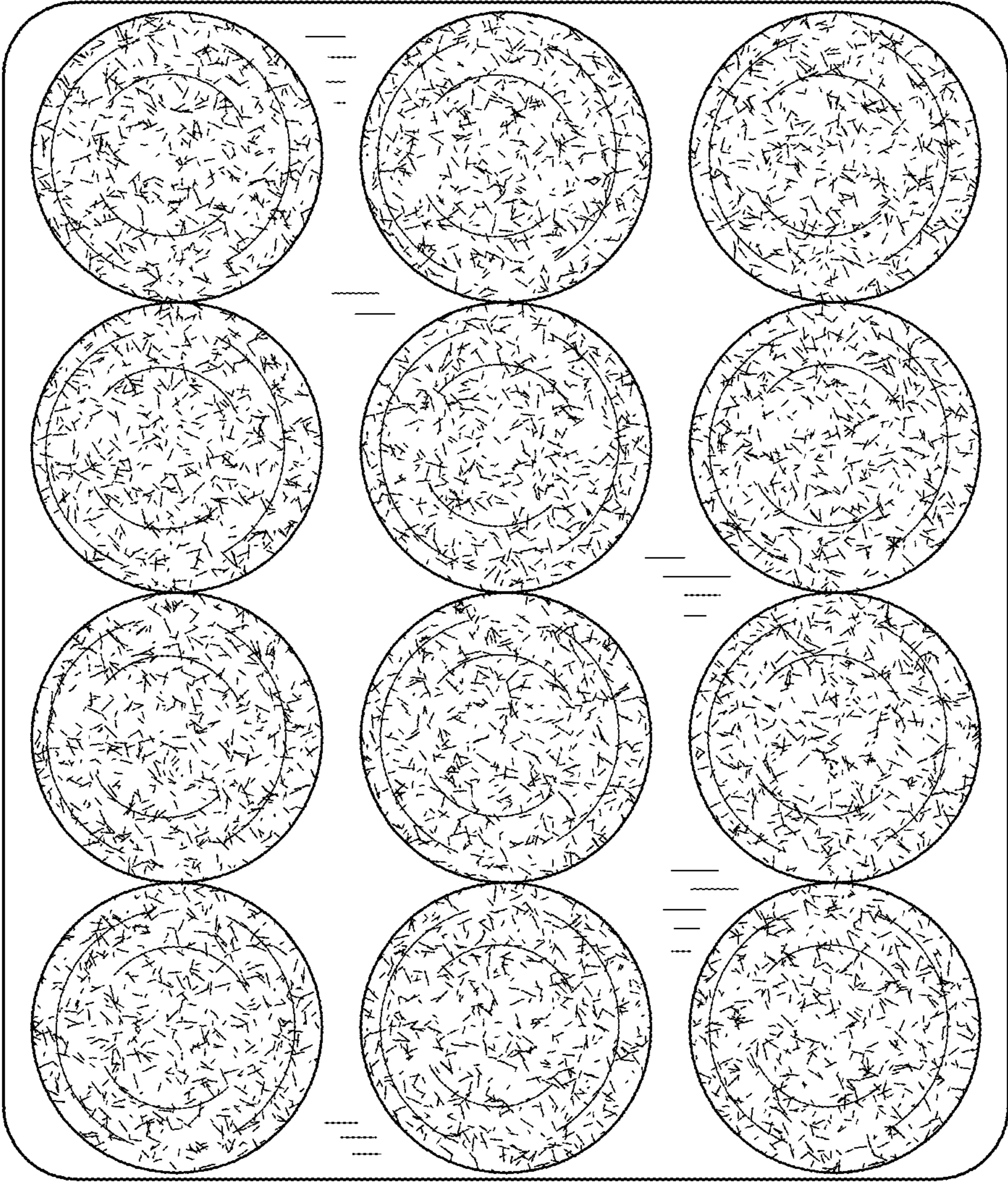


FIG. 1




FIG. 2

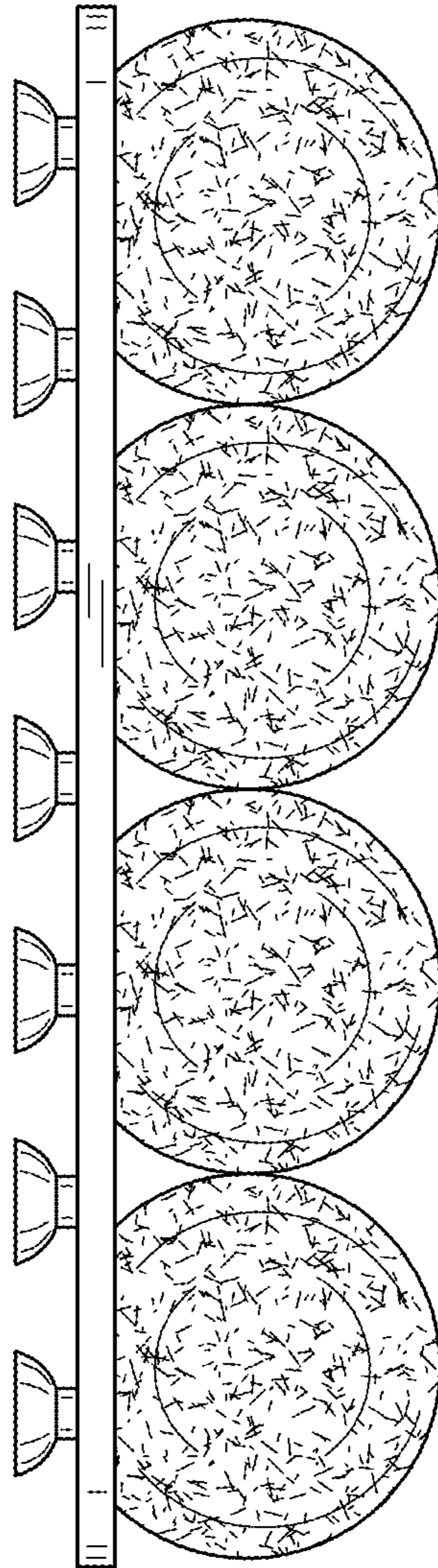


FIG. 3

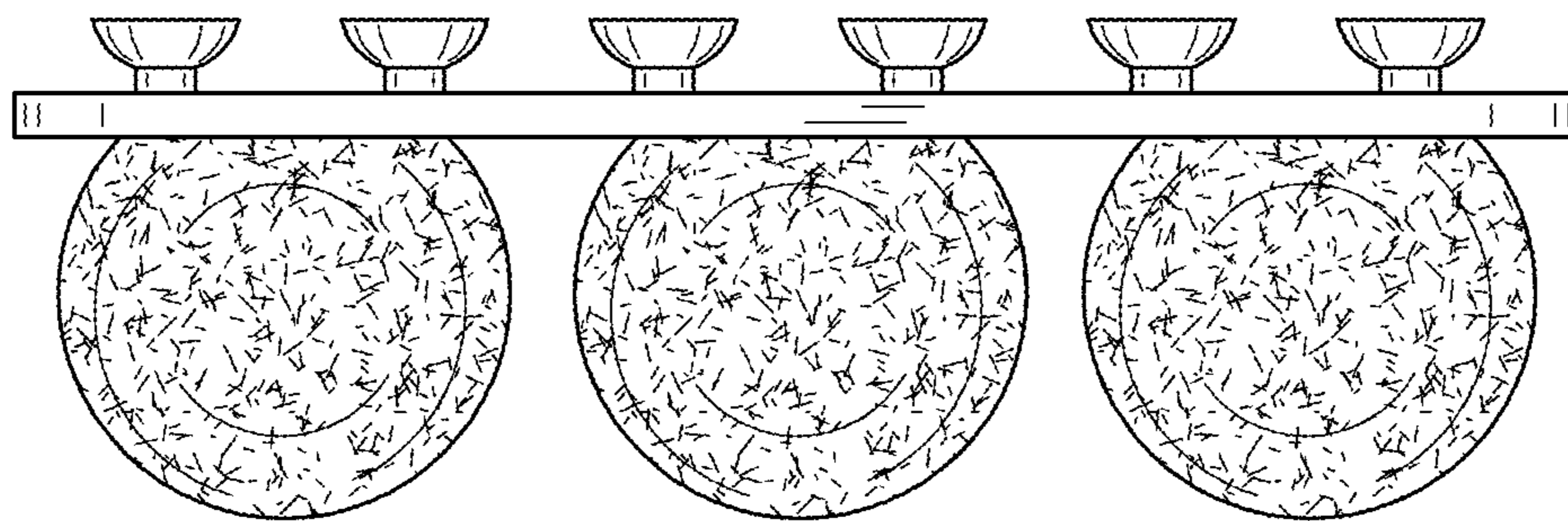


FIG. 4

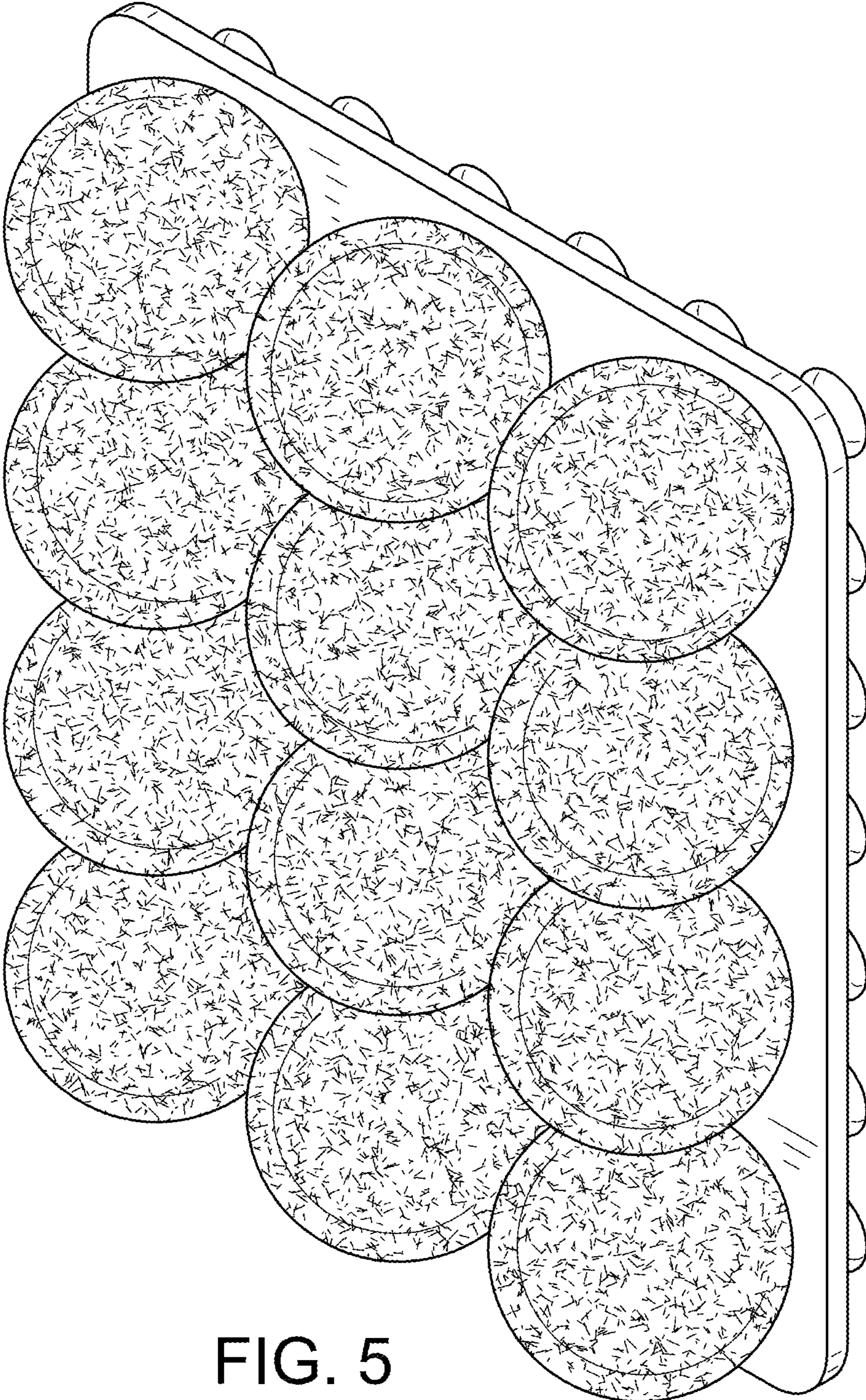


FIG. 5