

US00D767169S

(12) **United States Design Patent** (10) **Patent No.:** **US D767,169 S**
Hatch et al. (45) **Date of Patent:** **** Sep. 20, 2016**

(54) **OUTSIDE CORNER TRIM**
(71) Applicants: **William Michael Hatch**, Peoria, AZ
(US); **Phil De La O, Jr.**, Glendale, AZ
(US)
(72) Inventors: **William Michael Hatch**, Peoria, AZ
(US); **Phil De La O, Jr.**, Glendale, AZ
(US)
(**) Term: **14 Years**

(21) Appl. No.: **29/494,833**

(22) Filed: **Jun. 24, 2014**

(51) **LOC (10) Cl.** **25-01**

(52) **U.S. Cl.**
USPC **D25/136; D25/102**

(58) **Field of Classification Search**
USPC D25/102, 136
CPC . E04F 19/161; E04F 19/064; E04F 13/0828;
E04F 13/0862; E04F 21/053; E04F 19/04;
E04F 19/0436; E04F 19/02; E04F 19/0495;
E04F 19/062; E04F 19/0486; E04B
2002/867; E04B 2002/725; E04B 2002/7446;
E04B 2001/3282; E04B 2/962; E04B
2002/7418; E04B 2002/742; E04B
2002/8676; E04B 2002/74; E04B 2/90;
E04B 2/828; E04B 2/76; E04B 1/2403;
E04B 2002/028; E04B 2002/0282; E06B
2003/6291; E06B 2003/6294; E06B 1/00
See application file for complete search history.

(56) **References Cited**

U.S. PATENT DOCUMENTS

3,158,960 A 12/1964 Newton et al.
3,188,772 A * 6/1965 Tennison, Jr. E04D 13/15
52/11
3,237,352 A 3/1966 Edwards
3,242,622 A 3/1966 Snead
3,735,538 A 5/1973 Ramins
4,663,906 A * 5/1987 Weinar E04F 13/06
52/288.1

5,090,174 A * 2/1992 Fragale E04C 2/292
52/276
5,836,113 A * 11/1998 Bachman E04D 13/158
52/287.1
6,186,605 B1 2/2001 Nelson
D443,073 S * 5/2001 Wilson D25/102
D489,832 S * 5/2004 Koenig, Jr. D25/136
6,802,161 B1 10/2004 Robinson
D528,669 S * 9/2006 Zarb D25/136
D599,916 S * 9/2009 Polston D25/136
7,823,336 B2 11/2010 Brochu et al.
8,468,767 B1 * 6/2013 McBride E04B 1/40
52/461
8,495,844 B1 * 7/2013 Johnson, Sr. E04F 19/061
52/238.1
2001/0039774 A1 11/2001 Beirise et al.
2003/0213195 A1 11/2003 Mathis et al.
2005/0257443 A1 11/2005 Lin
2007/0199269 A1 * 8/2007 Mees E04B 2/8617
52/426

(Continued)

FOREIGN PATENT DOCUMENTS

CN 202915027 U 5/2013
JP 4611133 1/2011
WO 9410404 5/1994

Primary Examiner — Doris Clark
(74) *Attorney, Agent, or Firm* — Bryan Cave LLP

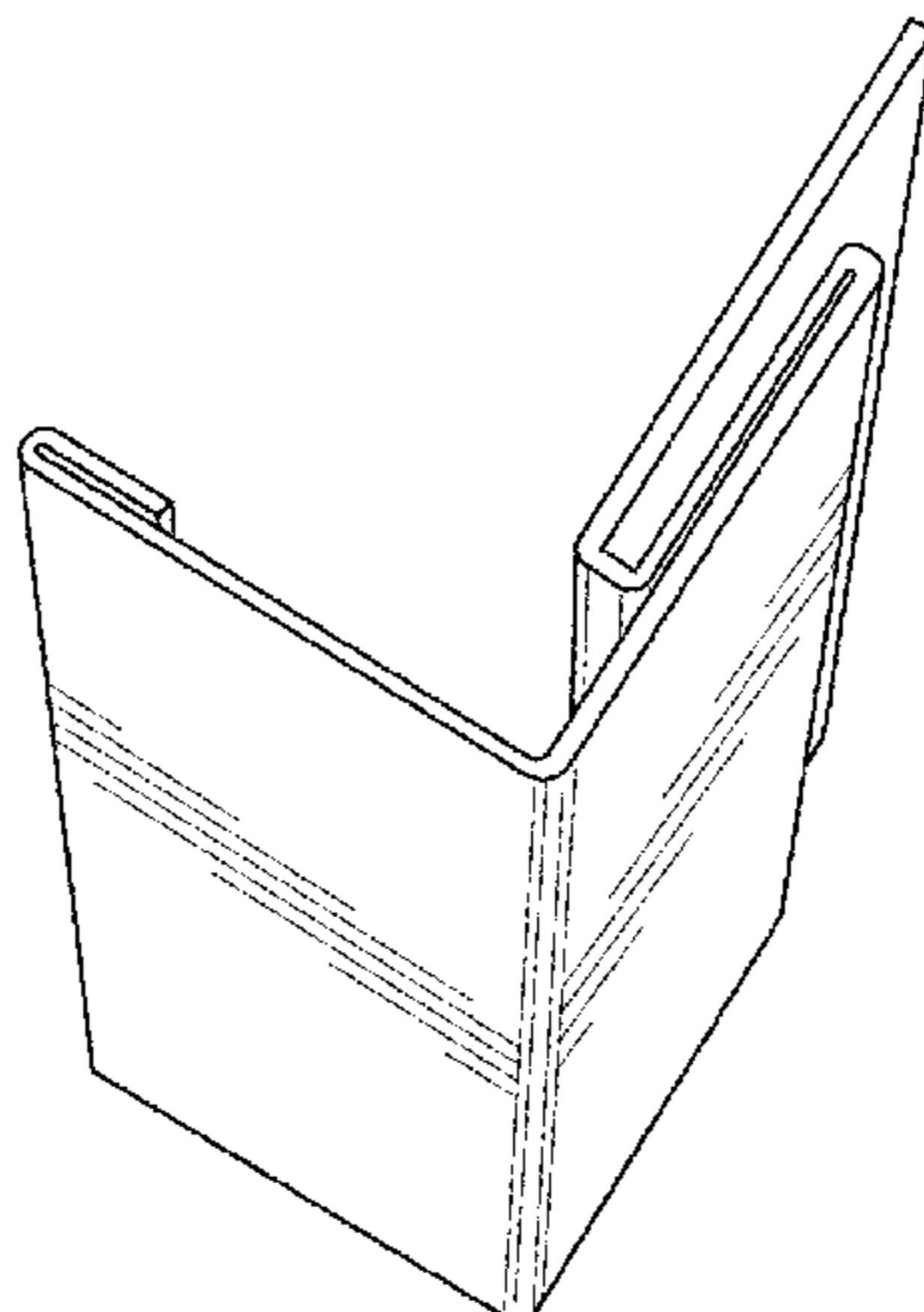
(57) **CLAIM**

We claim the ornamental design for an outside corner trim,
as shown and described.

DESCRIPTION

FIG. 1 is a perspective view of an outside corner trim;
FIG. 2 is a perspective view of an outside corner trim, the
broken lines are for illustrative purposes only and form no
part of the claimed design.
FIG. 3 is a front view thereof;
FIG. 4 is a rear view thereof;
FIG. 5 is a top view thereof the bottom view being a mirror
image of the top view.
FIG. 6 is a right view thereof; and,
FIG. 7 is a left view thereof.

1 Claim, 4 Drawing Sheets



US D767,169 S

Page 2

(56)

References Cited

U.S. PATENT DOCUMENTS

2008/0005986	A1 *	1/2008	Thompson	E04B 2/82	52/290
2008/0295439	A1 *	12/2008	Janesky	E04B 1/7023	52/589.1
2009/0056252	A1 *	3/2009	Taylor	E04F 19/061	52/287.1
2009/0139167	A1 *	6/2009	Donaldson	B62D 33/046	52/272
2011/0179733	A1	7/2011	Picken			
2012/0102849	A1	5/2012	Shugart			
2013/0255171	A1	10/2013	Rutherford			

* cited by examiner

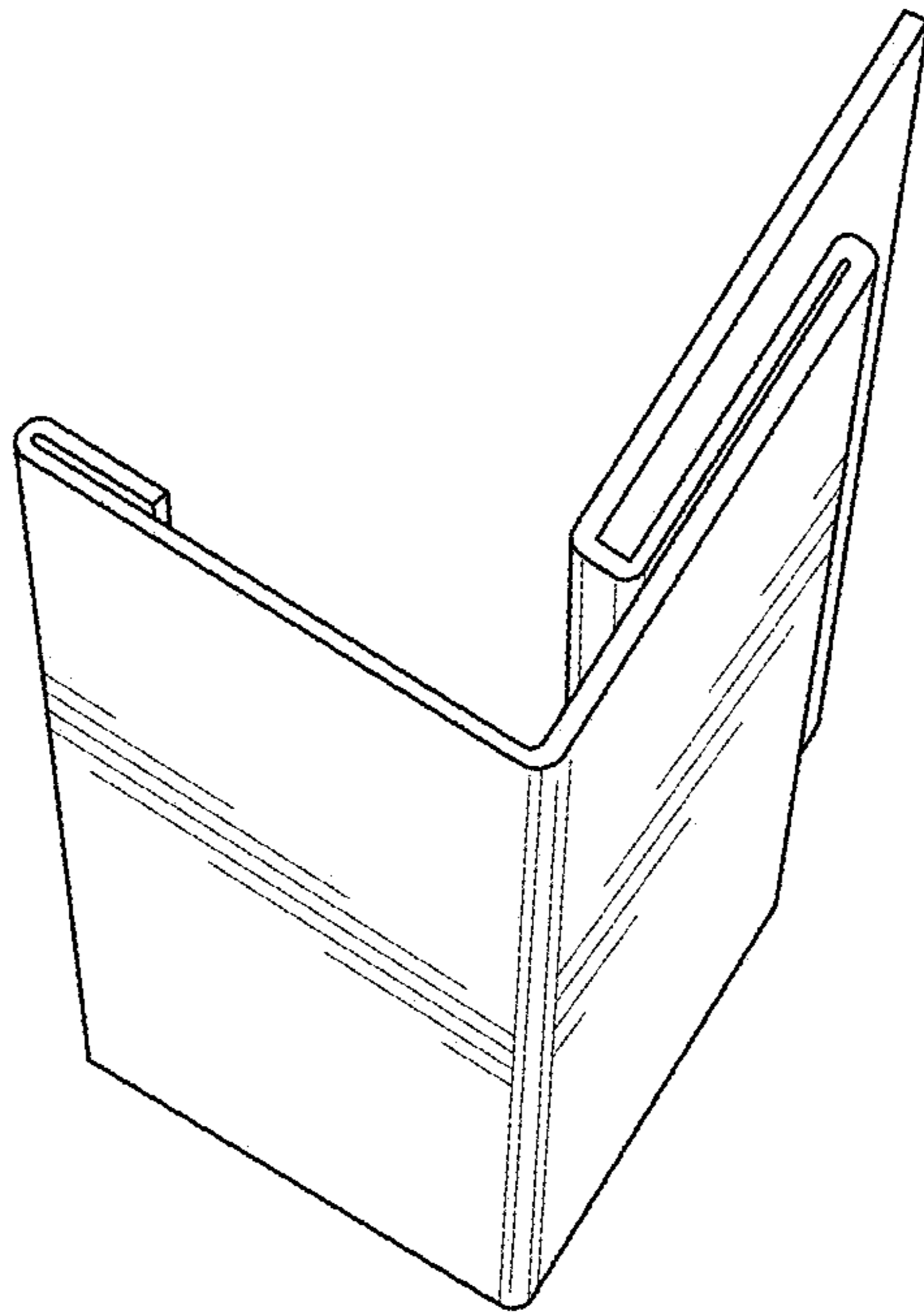


FIG. 1

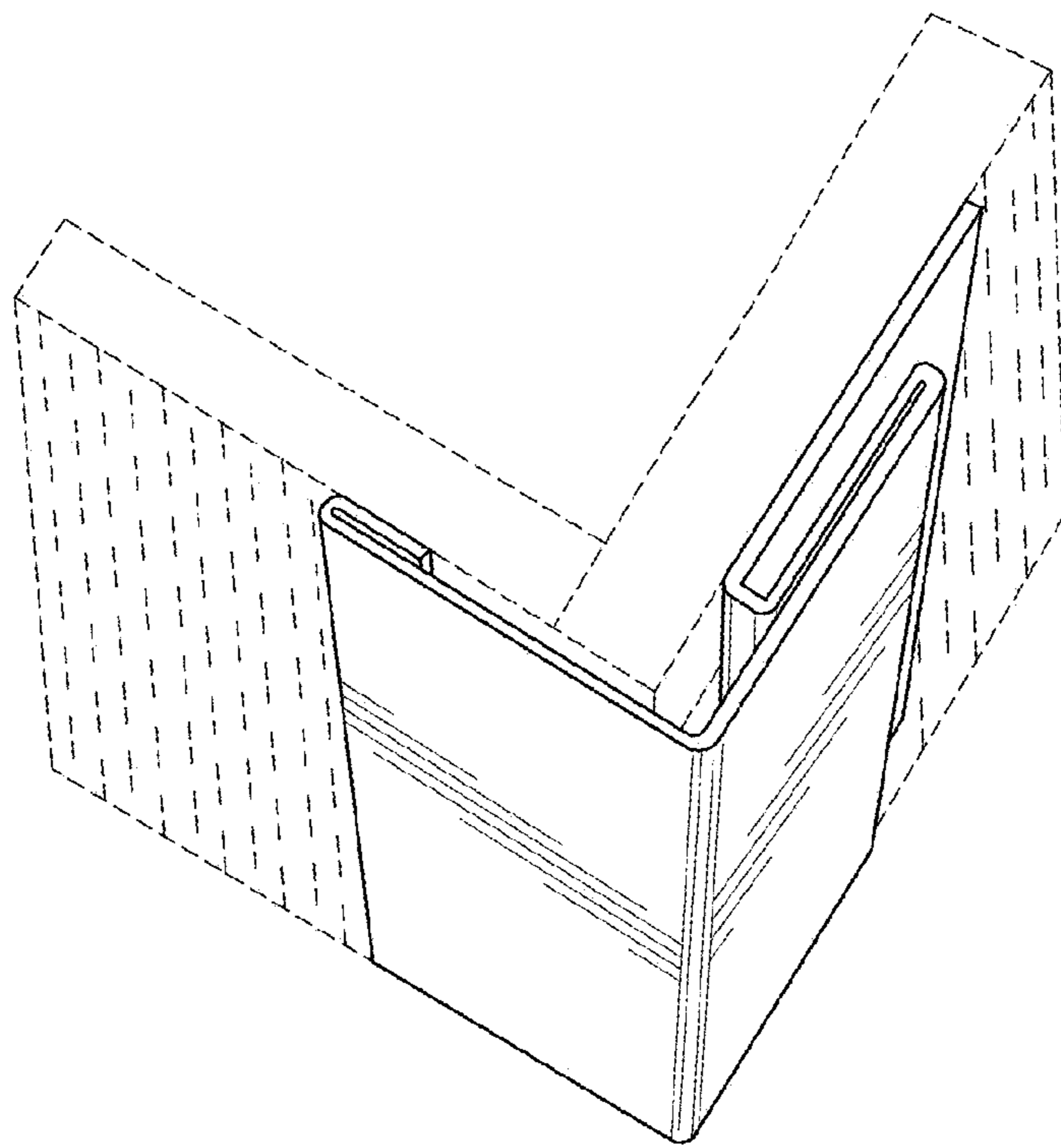


FIG. 2

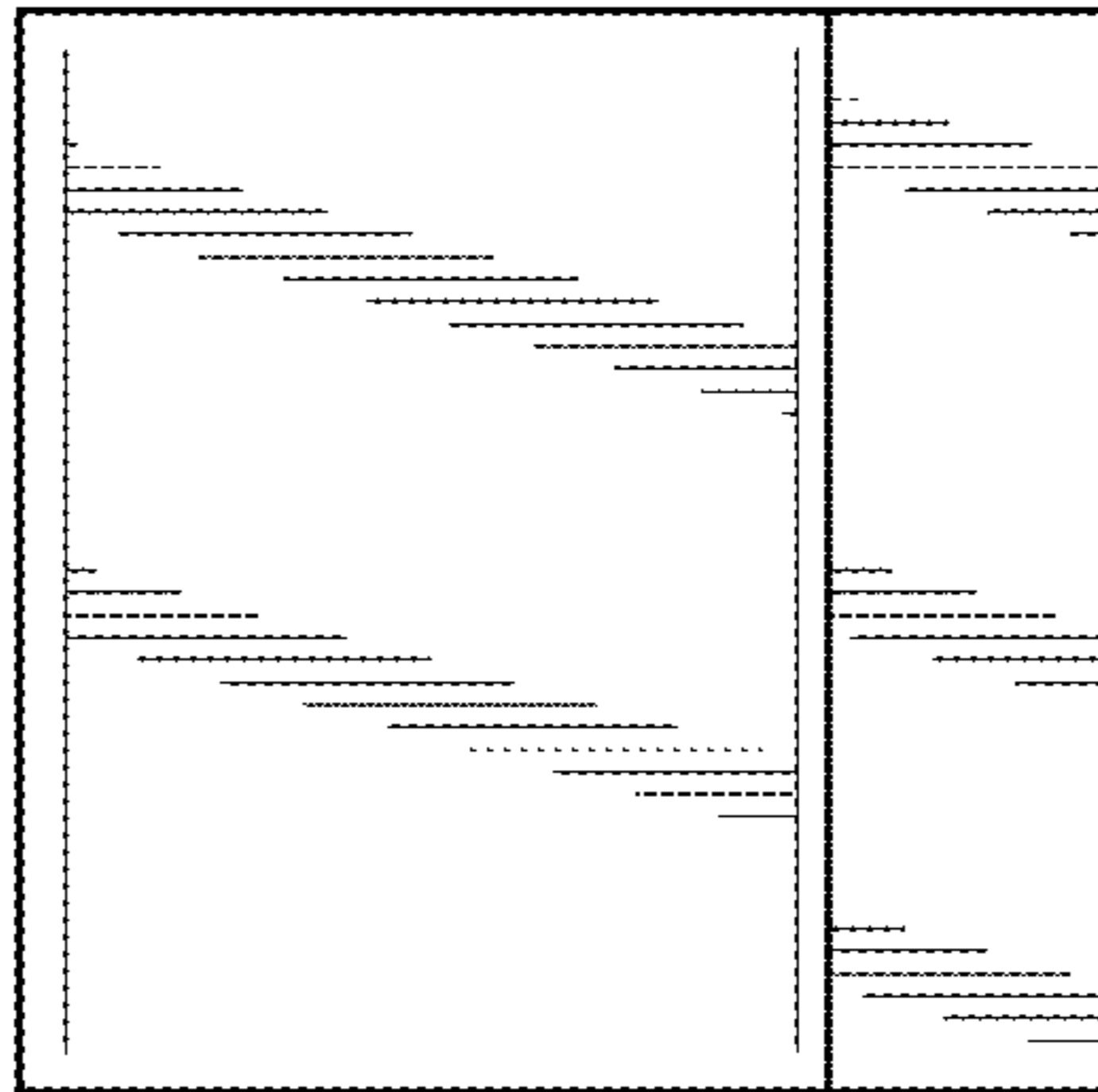


FIG. 3

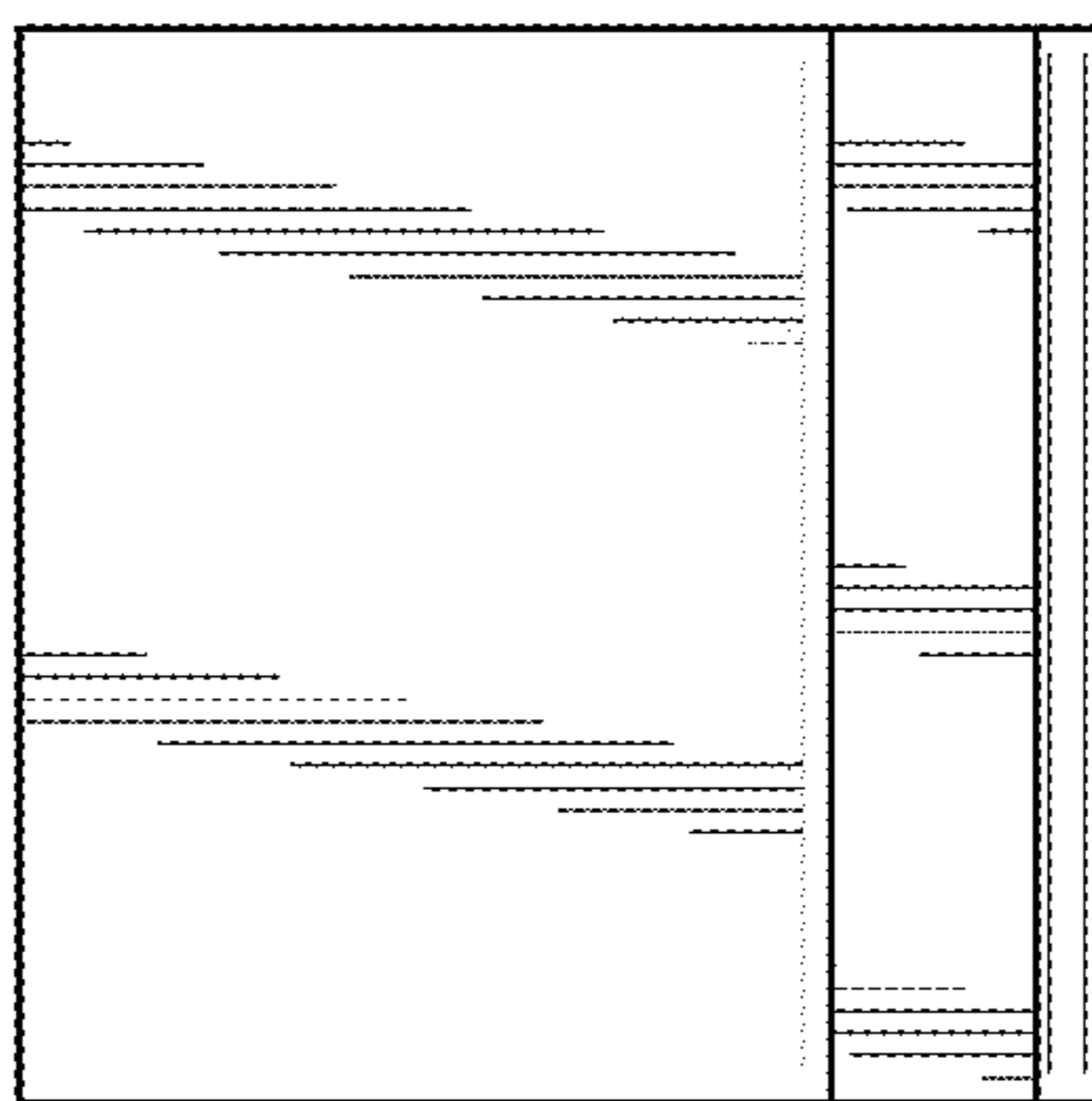


FIG. 4




FIG. 5

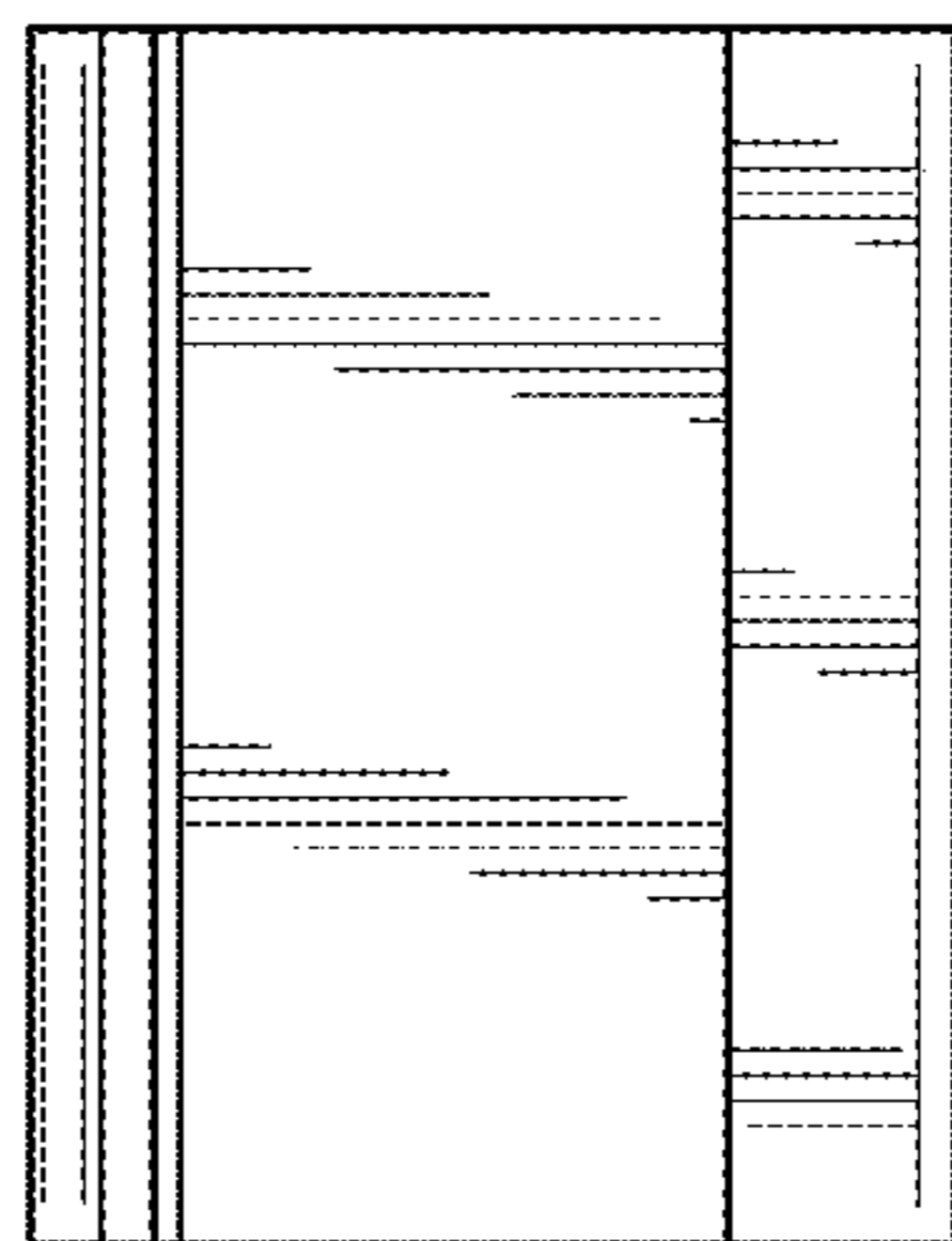


FIG. 6




FIG. 7