



US00D767155S

(12) **United States Design Patent**
Fallstich

(10) **Patent No.:** **US D767,155 S**

(45) **Date of Patent:** **** Sep. 20, 2016**

(54) **SELF-MASSAGING DEVICE**

(71) Applicant: **Margot Fallstich**, Fords, NJ (US)

(72) Inventor: **Margot Fallstich**, Fords, NJ (US)

(**) Term: **15 Years**

(21) Appl. No.: **29/537,356**

(22) Filed: **Aug. 25, 2015**

(51) **LOC (10) Cl.** **28-03**

(52) **U.S. Cl.**
USPC **D24/211**

(58) **Field of Classification Search**

USPC D24/200, 211, 212, 213, 214, 215;
601/19, 27-32, 46, 48, 52, DIG. 12,
601/DIG. 14, DIG. 15, DIG. 16, DIG. 17, 99,
601/112, 113, 118, 119, 120, 121;
D30/160; D14/218; D11/26
CPC A61H 19/30; A61H 19/32; A61H 19/34;
A61H 19/40; A61H 19/44; A61H 19/50;
A61H 19/00; A61H 2201/0153; A61H
2201/0207; A61H 2201/0263; A61H
2201/0111; A61H 2201/1253; A61H
2205/082; A61H 2205/085; A61H 15/0085;
A61H 15/0092

See application file for complete search history.

(56) **References Cited**

U.S. PATENT DOCUMENTS

5,577,996 A * 11/1996 Gardner A61H 15/0092
601/118
D483,126 S * 12/2003 Marsh D24/211
6,723,031 B1 * 4/2004 Wild A63B 23/20

128/842
D692,154 S * 10/2013 Faussett D24/211
D703,342 S * 4/2014 Faussett D24/215
2011/0071446 A1 * 3/2011 Citrin A61H 15/00
601/135
2013/0123676 A1 5/2013 Fallstich

* cited by examiner

Primary Examiner — Sandra Snapp

(74) *Attorney, Agent, or Firm* — Dunlap Bennett & Ludwig
PLLC

(57) **CLAIM**

The ornamental design for a self-massaging device, as shown and described.

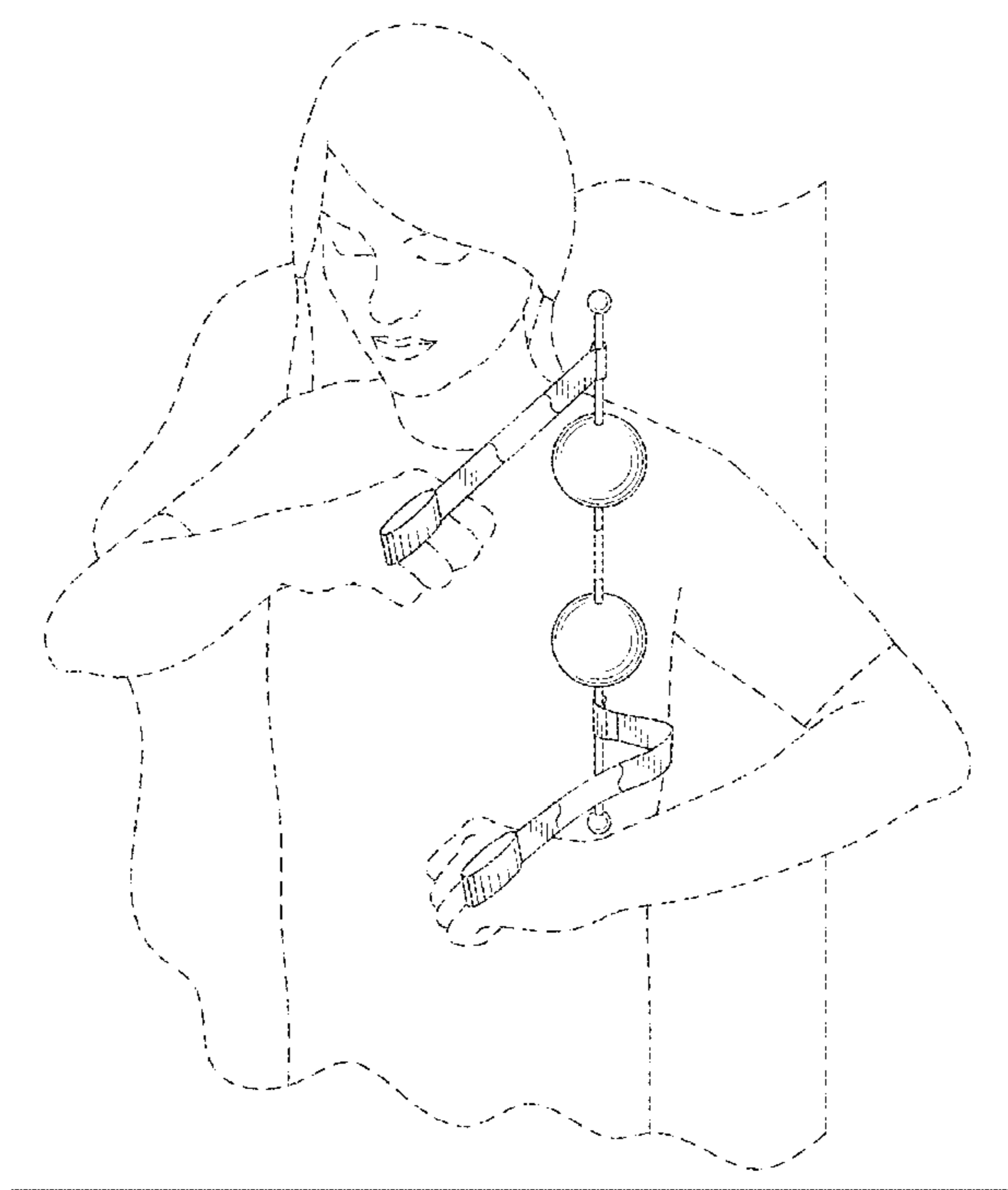
DESCRIPTION

FIG. 1 is a top front perspective view of a self-massaging device;
FIG. 2 is a right elevation view thereof;
FIG. 3 is a left elevation view thereof;
FIG. 4 is a top plan view thereof, the bottom plan view being a mirror image thereof;
FIG. 5 is a front elevation view thereof;
FIG. 6 is a rear elevation view thereof; and,
FIG. 7 is a perspective view thereof, shown in use.

The broken lines shown in the drawings illustrate portions of the self-massaging device that form no part of the claimed design.

The cutaway symbols illustrated in break lines in the drawings indicate a symbolic break in the length of the design for the self-massaging device indicating an indeterminate length. The appearance of any portion of the article between the break lines forms no part of the claimed design.

1 Claim, 4 Drawing Sheets



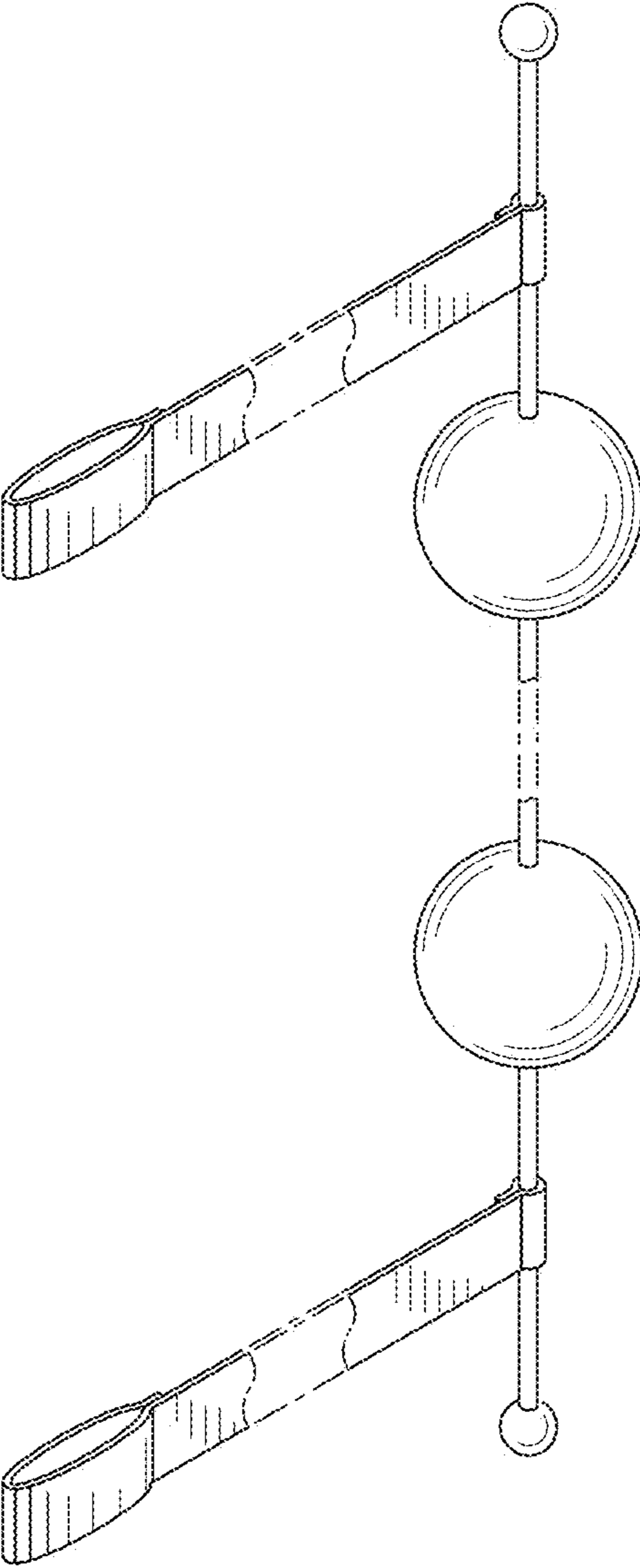


FIG.1

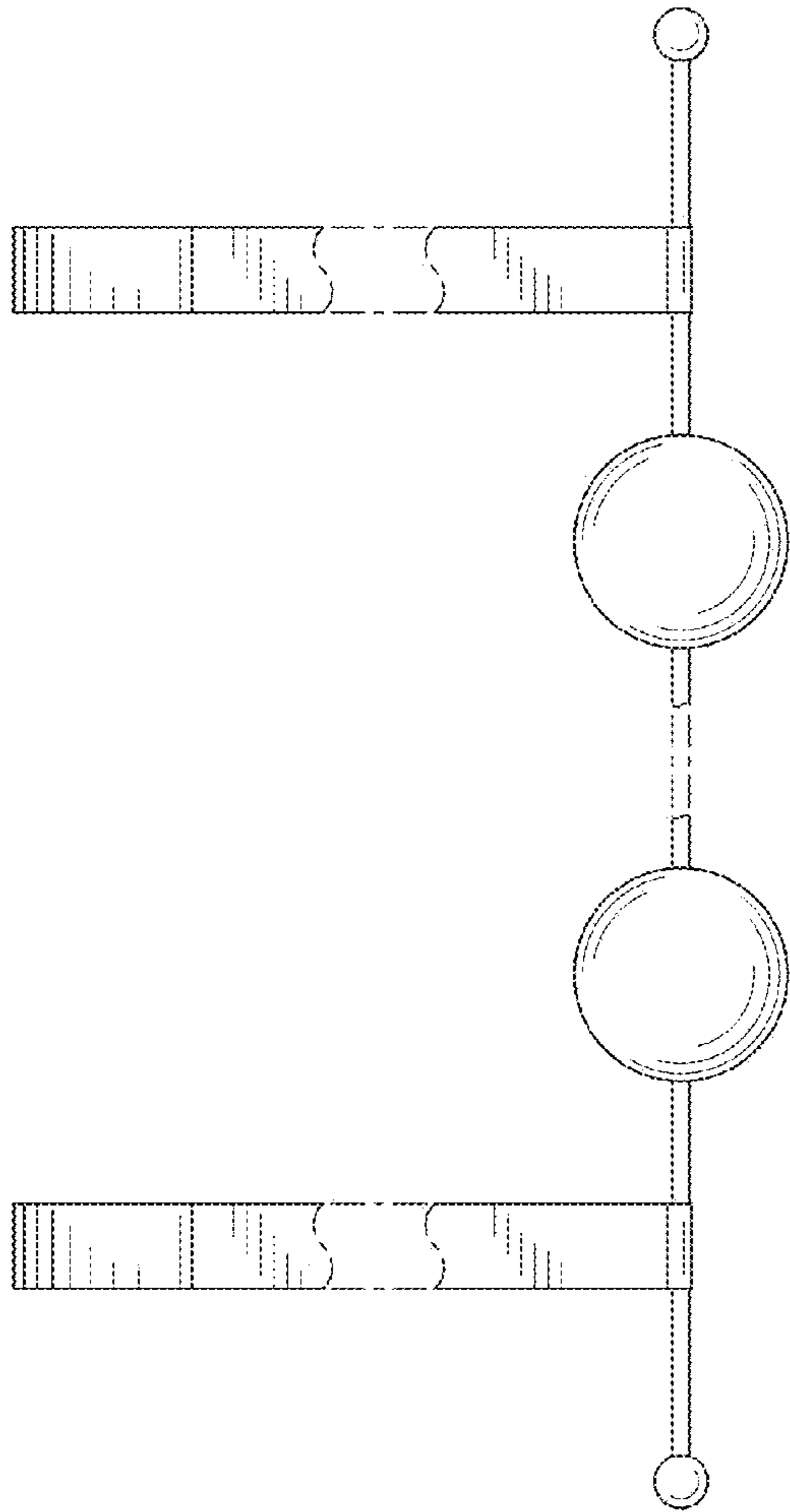


FIG. 2

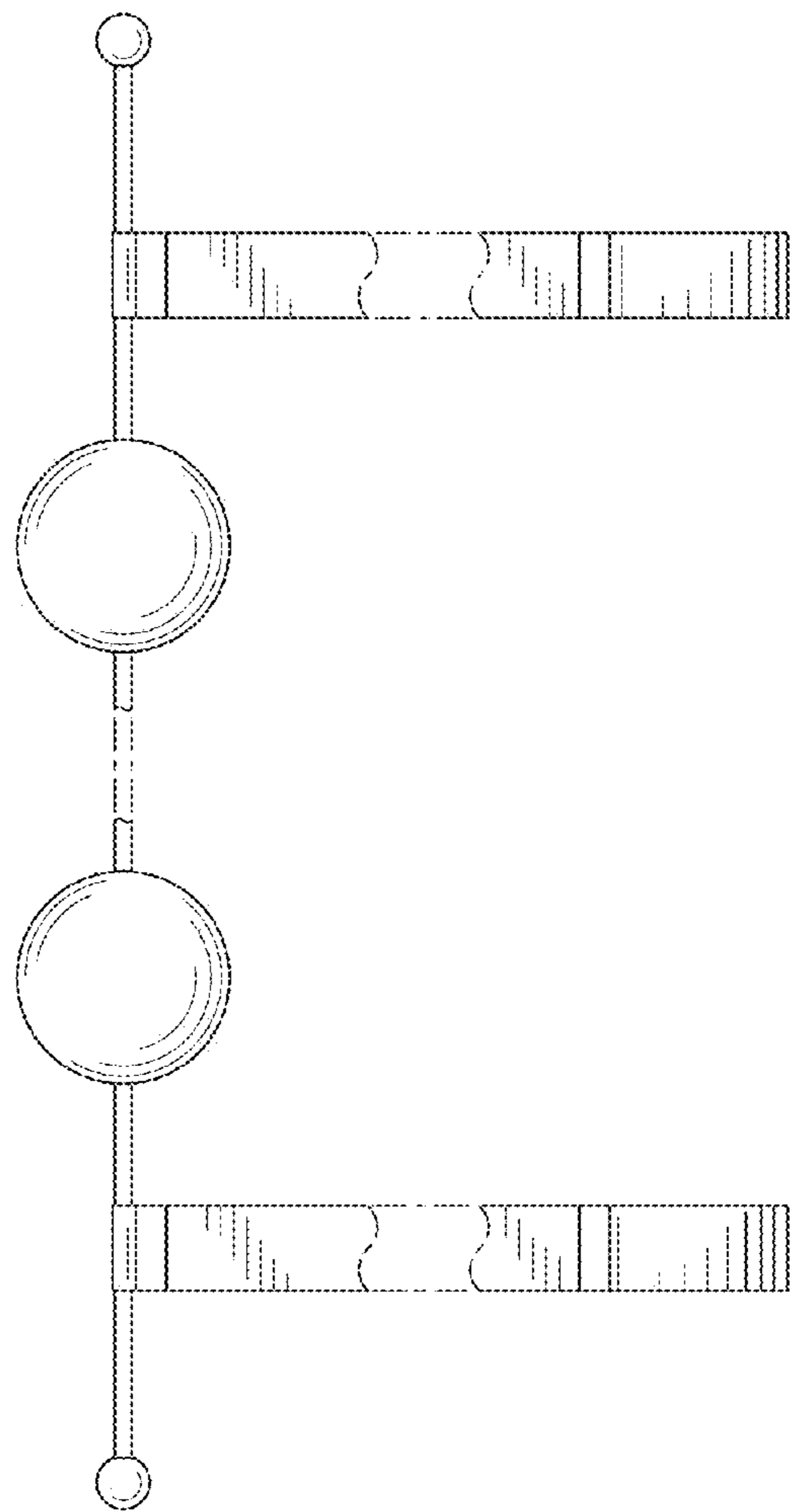


FIG. 3

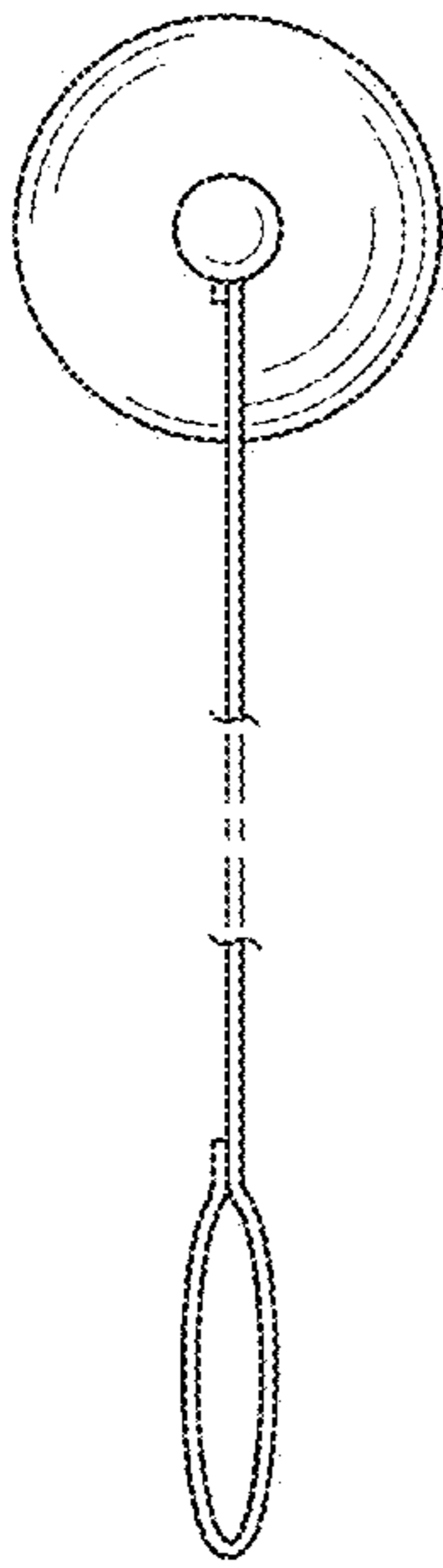


FIG. 4

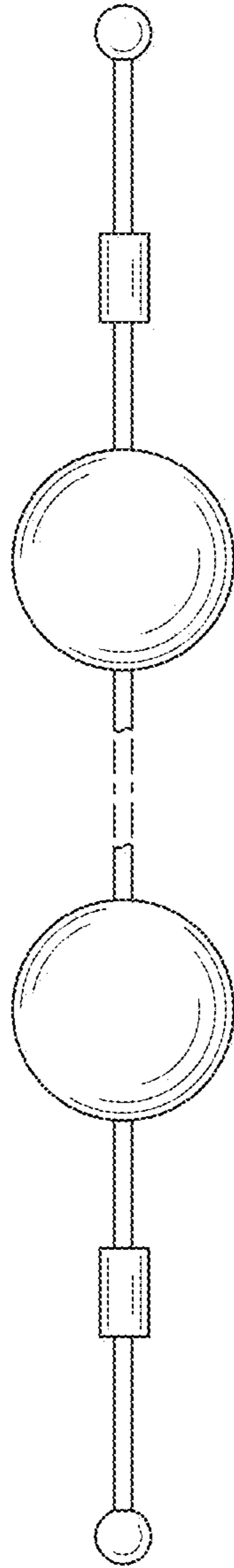


FIG. 5

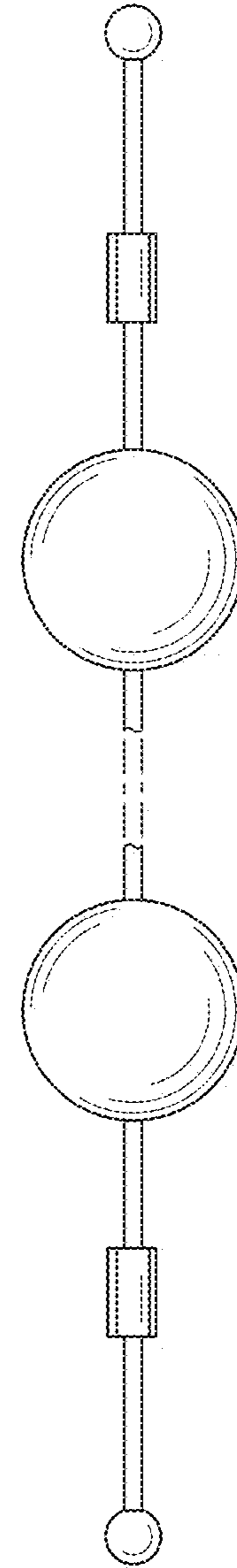


FIG. 6

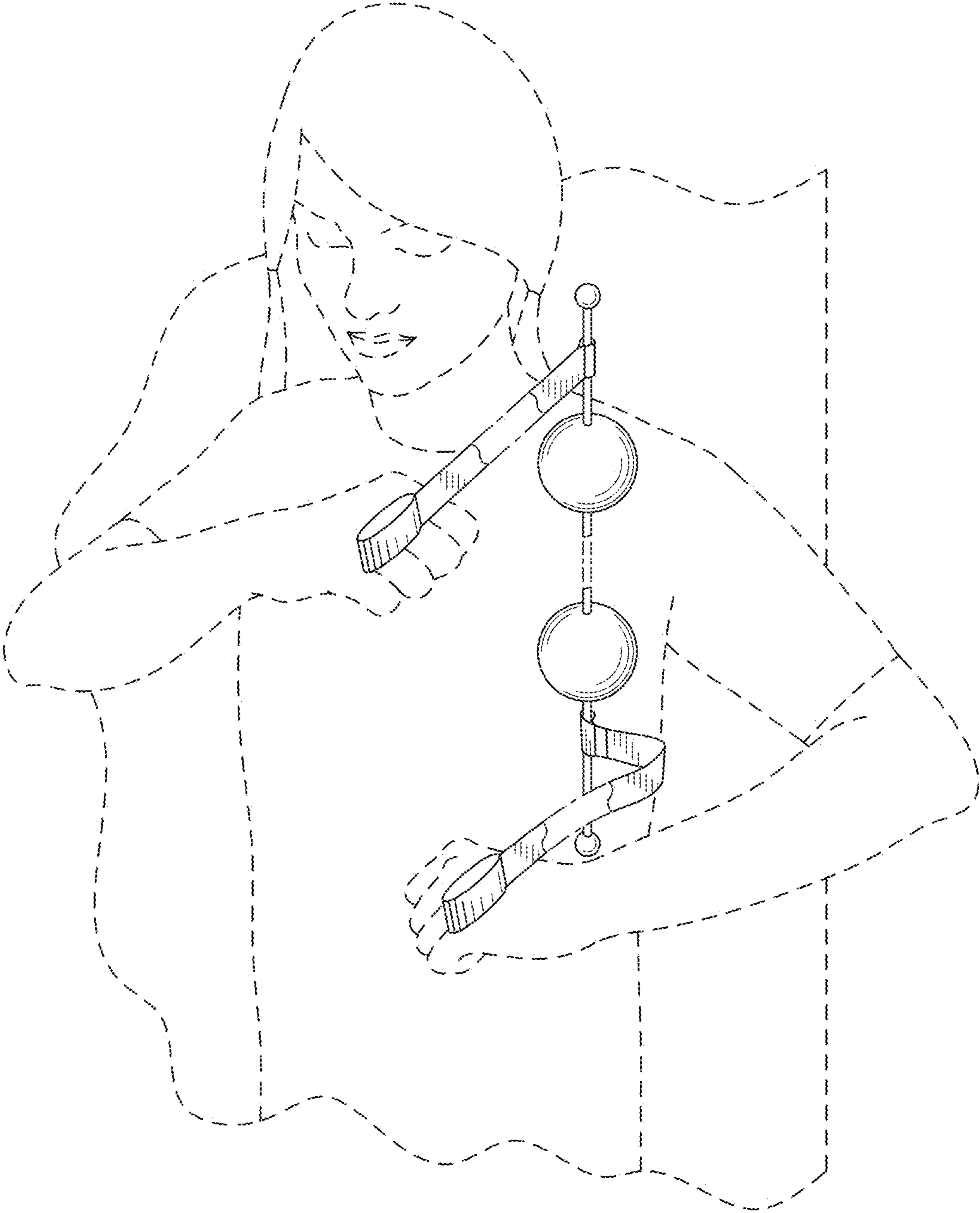


FIG.7