



US00D767154S

(12) **United States Design Patent** (10) **Patent No.:** **US D767,154 S**
Bromilow (45) **Date of Patent:** **** Sep. 20, 2016**

(54) **FOOTBATH**

D455,017 S * 4/2002 Tran D6/336
6,829,789 B1 12/2004 Liang
D571,961 S * 6/2008 Nguyen D24/205

(71) Applicant: **SPECWASHIP2007 Ltd.**, London
(GB)

(Continued)

(72) Inventor: **Nigel Edward Bromilow**, Surrey (GB)

FOREIGN PATENT DOCUMENTS

(73) Assignee: **SPECWASHIP2007 Ltd.** (GB)

DE 8628638.2 U1 4/1988
GB 2394181 A * 4/2004 A61N 1/0408

(**) Term: **14 Years**

(Continued)

(21) Appl. No.: **29/515,590**

OTHER PUBLICATIONS

(22) Filed: **Jan. 23, 2015**

Community Design Registration No. 000974530-0001, published on Sep. 9, 2008, 4 pp.

(30) **Foreign Application Priority Data**

(Continued)

Jul. 24, 2014 (EM) 002508895

(51) **LOC (10) Cl.** **24-01**

Primary Examiner — Catheri Oliver-Garcia

(52) **U.S. Cl.**

Assistant Examiner — Rebekah Caruso

USPC **D24/204**

(74) *Attorney, Agent, or Firm* — Emily A. Shouse;
Patterson Intellectual Property Law PC

(58) **Field of Classification Search**

(57) **CLAIM**

USPC D24/200–205, 212–213; D28/56, 61;
D6/336; D21/473–474, 483, 519, 523;
D23/204; 4/538, 541.1, 541.6, 574.1,
4/579, 619, 621, 622, 627; 601/30–32,
601/64, 157–158; 607/44

What is claimed is the ornamental design for a footbath, as shown and described.

CPC A47K 3/02; A47K 3/06; A47K 3/022;
A61H 33/02; A61H 33/60; A61H 33/6005;
A61H 33/601; A61H 35/00; A61H 35/006

DESCRIPTION

See application file for complete search history.

FIG. 1 is a front perspective view showing the footbath of Applicant's invention.

(56) **References Cited**

U.S. PATENT DOCUMENTS

3,797,695 A 3/1974 Law
D235,234 S 6/1975 Johnson
D251,202 S * 2/1979 Charewicz D23/289
D265,441 S 7/1982 Menashe
D305,965 S 2/1990 Mulhauser
5,224,224 A 7/1993 Hintz et al.

FIG. 2 is a rear perspective view showing the footbath of Applicant's invention.

FIG. 3 is a front elevation of the footbath of Applicant's invention.

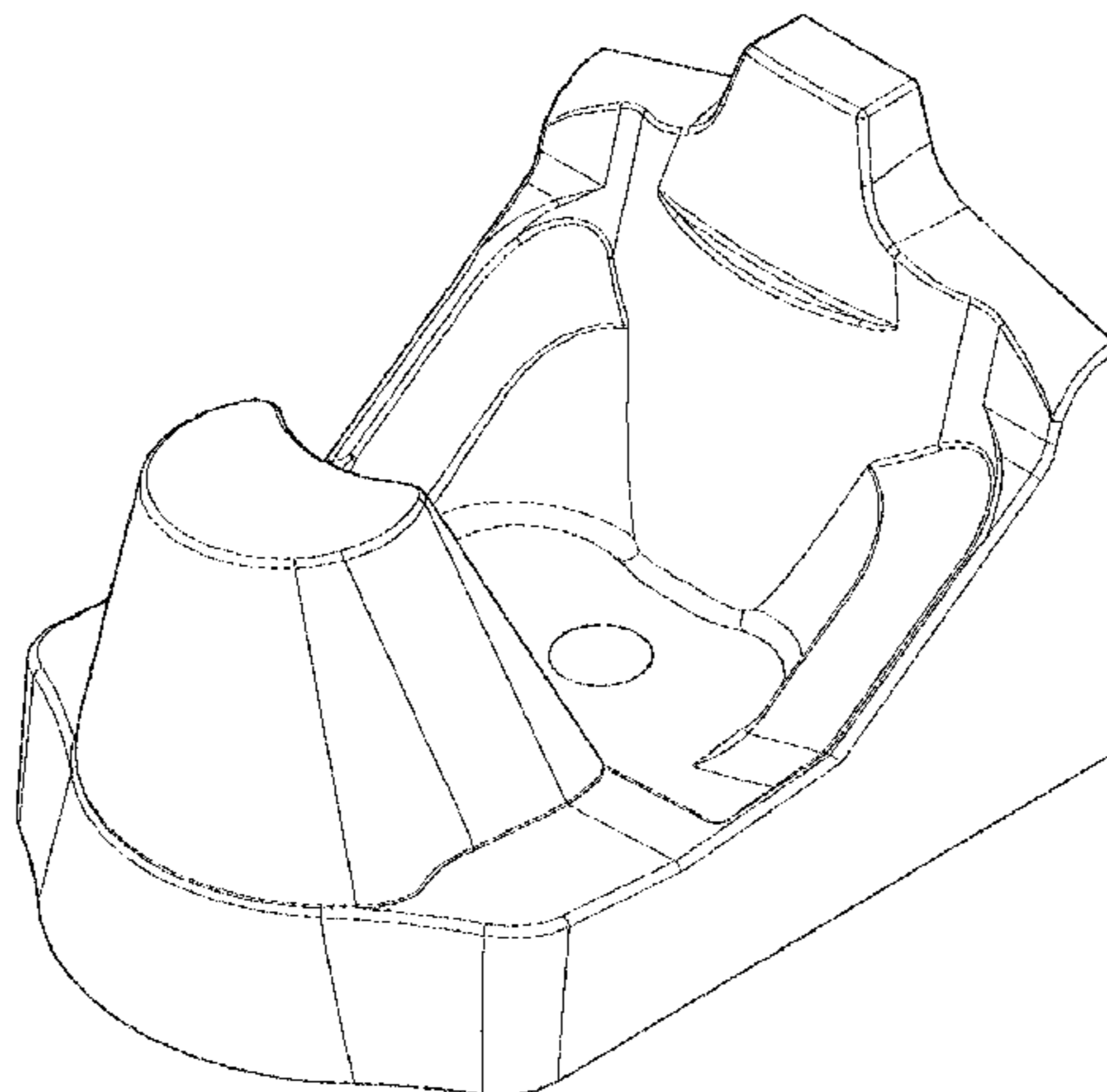
FIG. 4 is a rear elevation of the footbath of Applicant's invention.

FIG. 5 is a top view of the footbath of Applicant's invention.

FIG. 6 is a bottom view of the footbath of Applicant's invention; and,

FIG. 7 is a right side elevation of the footbath of Applicant's invention, the left side elevation being a mirror image thereof.

1 Claim, 7 Drawing Sheets



(56)

References Cited

OTHER PUBLICATIONS

U.S. PATENT DOCUMENTS

D583,957 S 12/2008 Bromilow
D588,707 S * 3/2009 Mai D24/204
D620,264 S * 7/2010 Zamawi D6/336
2007/0226896 A1 10/2007 Fugate et al.
2008/0276838 A1 11/2008 Roleder
2009/0260647 A1 10/2009 Ionis et al.
2012/0084913 A1 4/2012 Bromilow

FOREIGN PATENT DOCUMENTS

GB WO 2010116157 A1 * 10/2010 A47K 3/022
JP 678858 A 3/1994

Community Design Registration No. 000974530-0002, published on Sep. 9, 2008, 4 pp.
Community Design Registration No. 001010052-0001, published on Oct. 30, 2008, 4 pp.
Community Design Registration No. 001010052-0002, published on Oct. 30, 2008, 4 pp.
Community Design Registration No. 001622051-0001, published on Nov. 10, 2009, 4 pp.
Community Design Registration No. 001622051-0002, published on Nov. 10, 2009, 3 pp.
Technical Drawings, Tahara, Waterloo, Ontario, Canada, cited as Other Publications in Design U.S. Pat. No. D583,957 S, 2 pp.

* cited by examiner

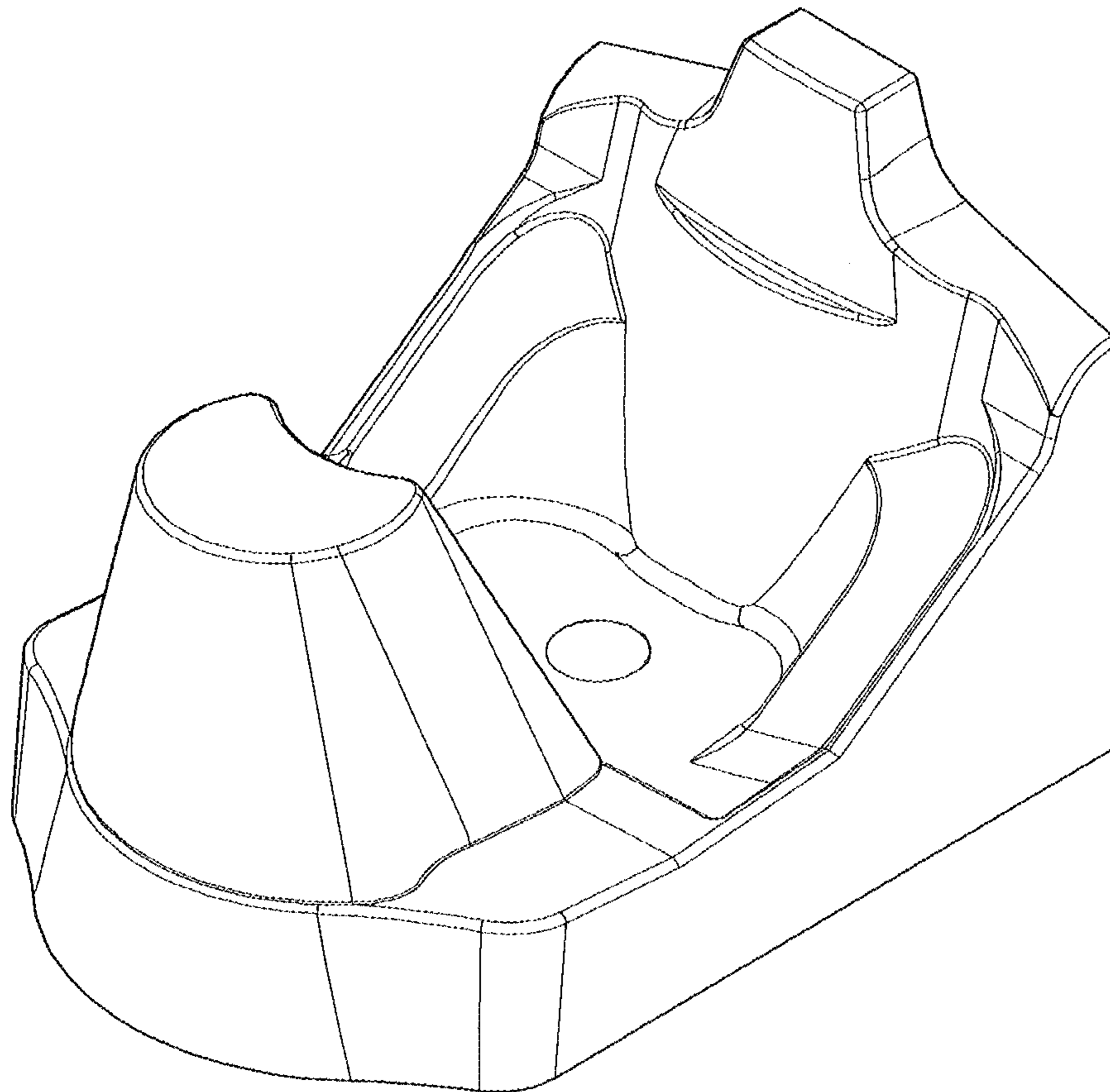


FIG. 1

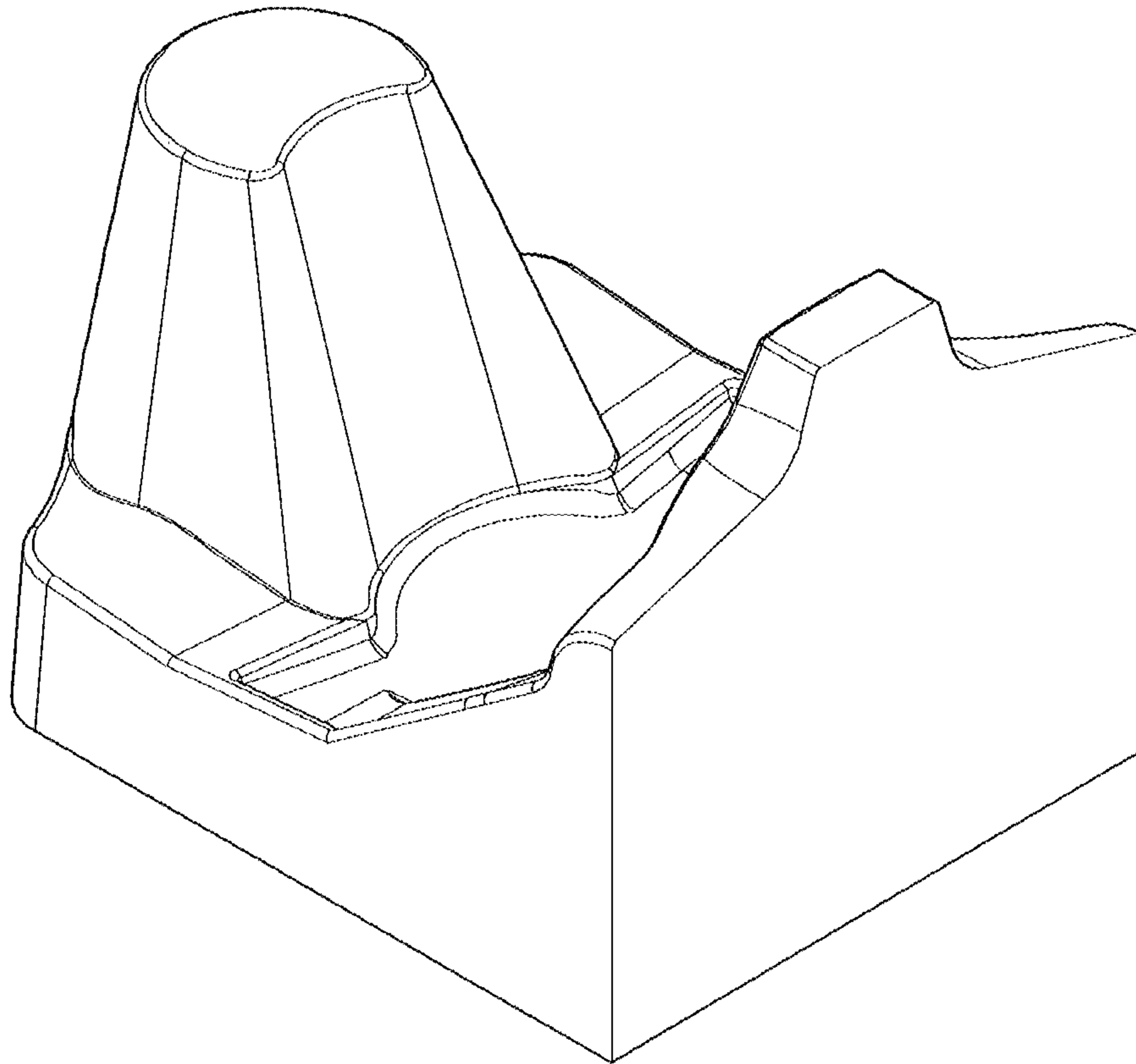


FIG. 2

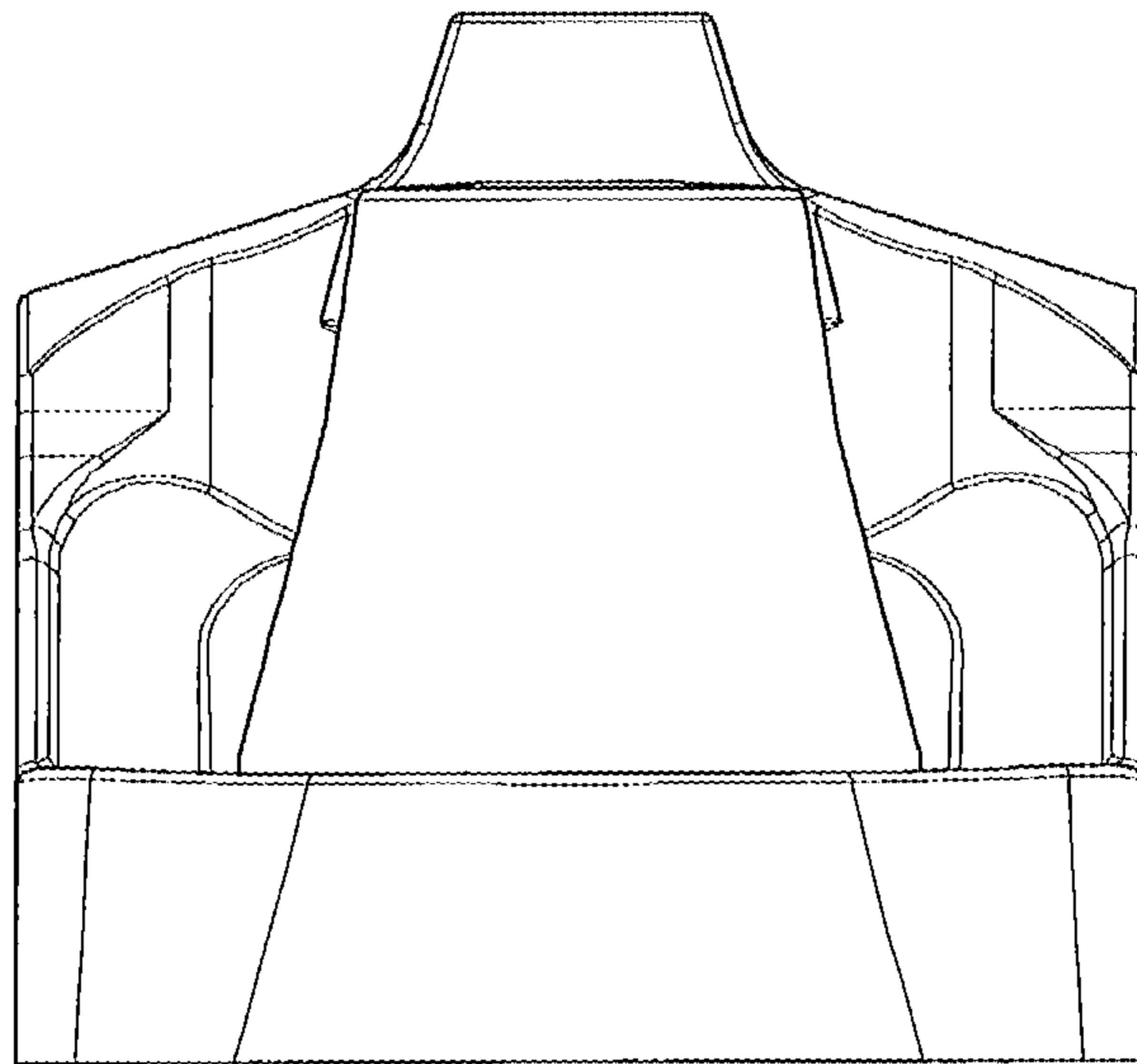


FIG. 3




FIG. 4

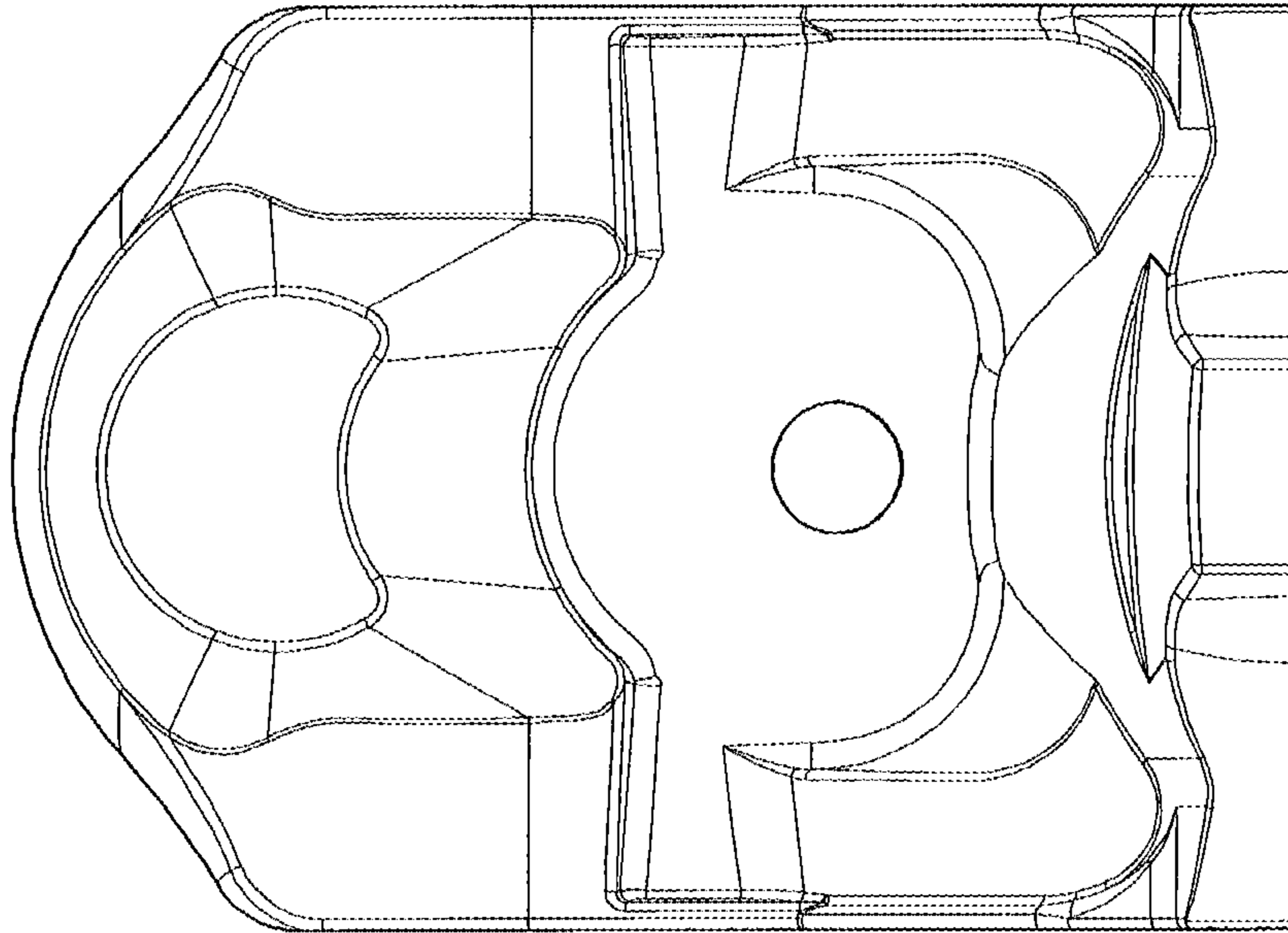


FIG. 5

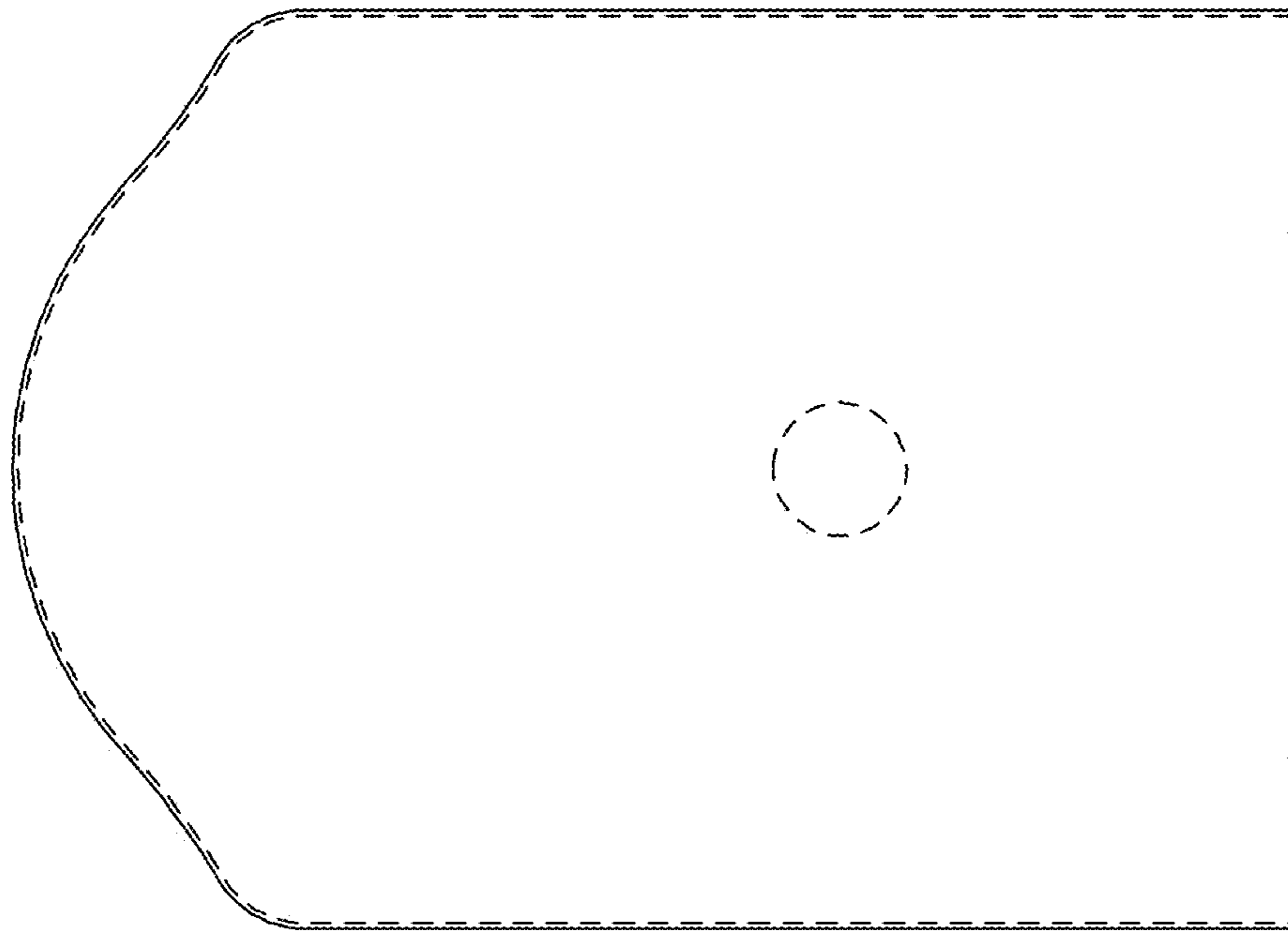


FIG. 6

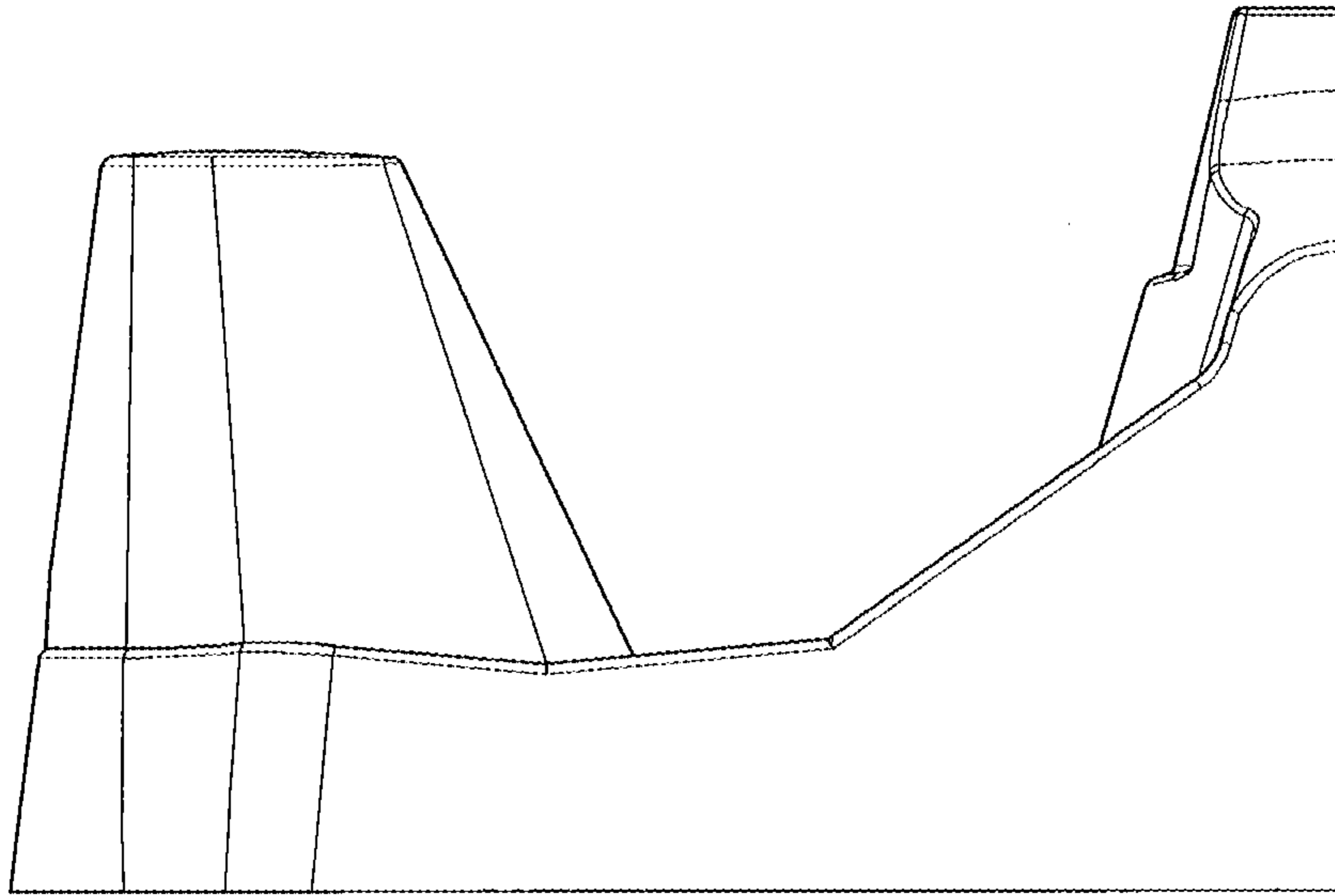


FIG. 7