



US00D767136S

(12) **United States Design Patent**
Paik

(10) **Patent No.:** **US D767,136 S**
(45) **Date of Patent:** **** Sep. 20, 2016**

(54) **ORTHOPEdic PLATE FOR OSTEOTOMIES**

(71) Applicant: **Hae Sun Paik**, Seoul (KR)

(72) Inventor: **Hae Sun Paik**, Seoul (KR)

(**) Term: **15 Years**

(21) Appl. No.: **29/529,002**

(22) Filed: **Jun. 2, 2015**

(30) **Foreign Application Priority Data**

Dec. 3, 2014 (KR) 30-2014-0058796

(51) **LOC (10) Cl.** **24-02**

(52) **U.S. Cl.**
USPC **D24/155**

(58) **Field of Classification Search**
USPC D24/155-157
CPC A61B 17/8061; A61B 17/7059; A61B 17/8052; A61B 17/8605; A61B 17/8085; A61B 17/809; A61B 17/8014; A61B 17/8033; A61B 17/8004; A61B 17/888; A61B 17/842; A61B 17/8023; A61B 17/8009; A61B 17/86; A61B 17/1739; A61B 17/8066; A61B 17/1671; A61B 17/1757; A61B 17/8071; A61B 17/176; A61B 2017/1782; A61B 2017/1775
See application file for complete search history.

(56) **References Cited**

U.S. PATENT DOCUMENTS

D443,060 S * 5/2001 Benirschke D24/155
D458,684 S * 6/2002 Bryant D24/155
D463,559 S * 9/2002 Bryant D24/155
D469,533 S * 1/2003 Bryant D24/155

D469,874 S * 2/2003 Bryant D24/155
D469,875 S * 2/2003 Bryant D24/155
D480,141 S * 9/2003 Benirschke D24/155
7,655,029 B2 * 2/2010 Niederberger A61B 17/8057
606/280
D622,853 S * 8/2010 Raven, III D24/155
7,846,189 B2 * 12/2010 Winqvist A61B 17/8085
606/280
D630,750 S * 1/2011 Graham D24/155
8,460,344 B2 * 6/2013 Niederberger A61B 17/8057
606/280
8,740,905 B2 * 6/2014 Price A61B 17/1728
606/71

* cited by examiner

Primary Examiner — Charles Hanson

(57) **CLAIM**

The ornamental design for an orthopedic plate for osteotomies, as shown and described.

DESCRIPTION

FIG. 1 is a front perspective view of an orthopedic plate for osteotomies showing my new design;
FIG. 2 is a right side perspective view thereof;
FIG. 3 is a rear side perspective view thereof;
FIG. 4 is a front side elevational view thereof;
FIG. 5 is a rear side elevational view thereof;
FIG. 6 is a left side elevational view thereof;
FIG. 7 is a right side elevational view thereof;
FIG. 8 is a top plan view thereof; and,
FIG. 9 is a bottom plan view thereof.

The orthopedic plate for osteotomies is made of a metal (stainless steel, titanium) or nonferrous metal (aluminum). The orthopedic plate for osteotomies is used in orthopedic surgeries to assist in the correction of alignment and broken bones etc.

1 Claim, 8 Drawing Sheets



Fig. 1




Fig. 2



Fig. 3



Fig. 4




Fig. 5




Fig. 6




Fig. 7




Fig. 8




Fig. 9

