



US00D767065S

(12) **United States Design Patent** (10) **Patent No.:** **US D767,065 S**
Asazuma (45) **Date of Patent:** **** Sep. 20, 2016**

(54) **GOLF CLUB HEAD**

(71) Applicant: **DUNLOP SPORTS CO. LTD.**, Kobe (JP)

(72) Inventor: **Hajime Asazuma**, Kobe (JP)

(73) Assignee: **DUNLOP SPORTS CO. LTD.**, Kobe (JP)

(**) Term: **15 Years**

(21) Appl. No.: **29/531,892**

(22) Filed: **Jun. 30, 2015**

(30) **Foreign Application Priority Data**

Apr. 28, 2015 (JP) 2015-009529

(51) **LOC (10) Cl.** **21-02**

(52) **U.S. Cl.**
USPC **D21/759**

(58) **Field of Classification Search**
USPC D21/733, 752, 759
CPC A63B 53/04; A63B 53/0466; A63B 2053/002; A63B 2053/0445; A63B 2053/0433; A63B 2053/0437; A63B 2053/0491
See application file for complete search history.

(56) **References Cited**

U.S. PATENT DOCUMENTS

D344,561 S *	2/1994	Gorman	D21/752
D352,983 S *	11/1994	Williams, Jr.	D21/752
D363,749 S *	10/1995	Kenmi	D21/752
D363,750 S *	10/1995	Reed	D21/752
5,464,217 A *	11/1995	Shenoha	A63B 53/04 473/328
D366,079 S *	1/1996	Kenmi	D21/752
D371,815 S *	7/1996	Kenmi	D21/752
D374,899 S *	10/1996	Mahaffey	D21/752
D375,987 S *	11/1996	Lin	D21/752
D379,390 S *	5/1997	Watanabe	D21/752

D398,946 S *	9/1998	Kenmi	D21/733
D402,340 S *	12/1998	Sheets	D21/733
D402,726 S *	12/1998	McCabe	D21/733
D410,057 S *	5/1999	Ortiz	D21/752
D425,953 S *	5/2000	Glod	D21/759
D465,251 S *	11/2002	Wood	D21/752
D473,276 S *	4/2003	Kenmi	D21/752
D480,441 S *	10/2003	Kenmi	D21/752
D509,869 S *	9/2005	Mahaffey	D21/752
D523,502 S *	6/2006	Jorgensen	D21/752
D524,395 S *	7/2006	Madore	D21/759
D532,474 S *	11/2006	Bennett	D21/759
D534,229 S *	12/2006	Barez	D21/752
D541,364 S *	4/2007	Barez	D21/759
D569,465 S *	5/2008	Yi	D21/752
D578,587 S *	10/2008	Hoffman	D21/752
D579,064 S *	10/2008	Beach	D21/752
D579,065 S *	10/2008	Yi	D21/752

(Continued)

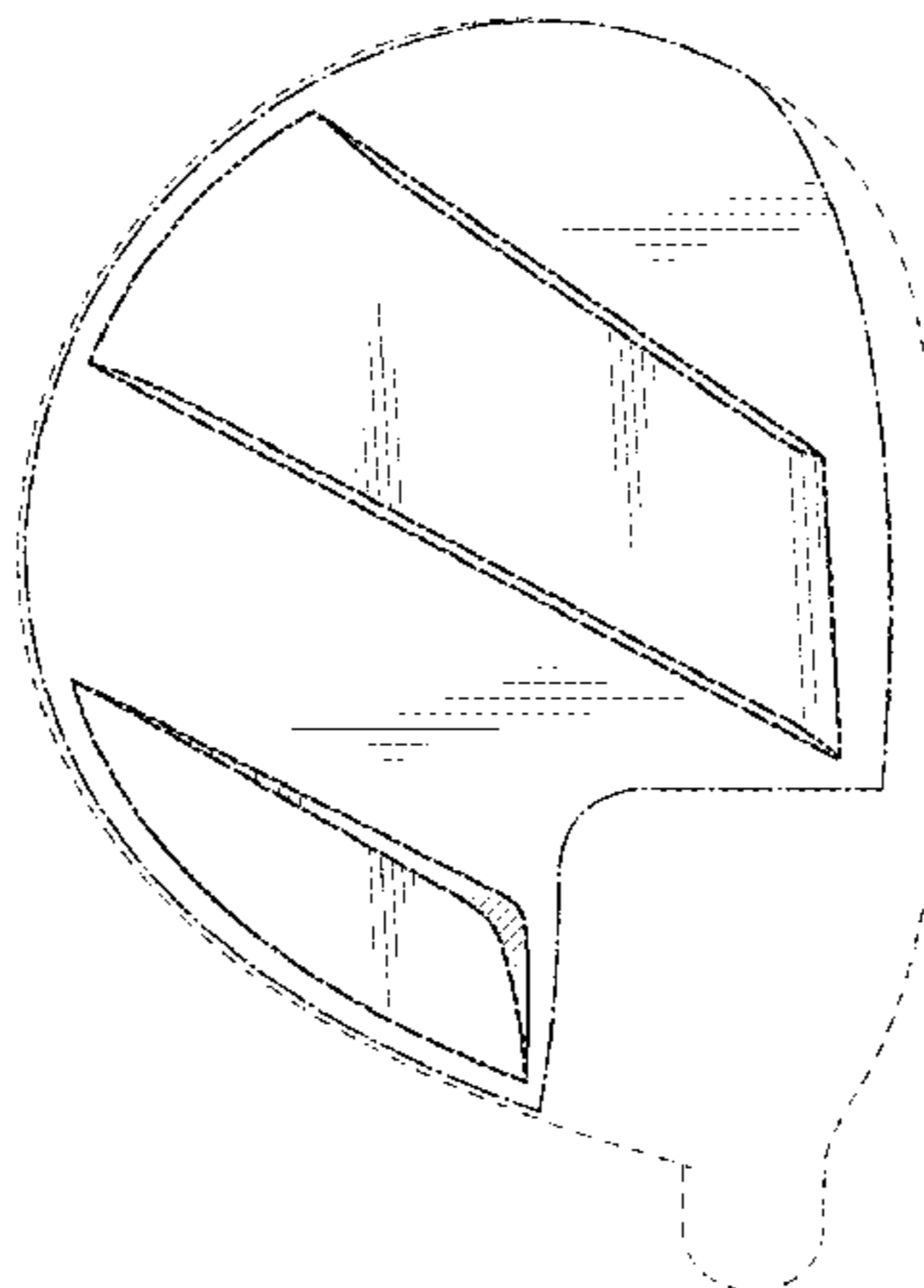
Primary Examiner — Mitchell Siegel
(74) *Attorney, Agent, or Firm* — Oliff PLC

(57) **CLAIM**
The ornamental design for a golf club head, as shown and described.

DESCRIPTION

FIG. 1 is a bottom, heel-side, rear perspective view of the golf club head;
FIG. 2 is a bottom, toe-side, rear perspective view thereof;
FIG. 3 is a toe-side elevational view thereof;
FIG. 4 is a heel-side elevational view thereof;
FIG. 5 is a rear elevational view thereof;
FIG. 6 is a front elevational view thereof;
FIG. 7 is a top plan view thereof; and,
FIG. 8 is a bottom plan view thereof.
The dot-dash chain lines shown in the drawings are included for the purpose of illustrating boundaries of the claimed design and form no part of the claimed design. The broken lines shown in the drawings are included for the purpose of illustrating environment and form no part of the claimed design.

1 Claim, 5 Drawing Sheets



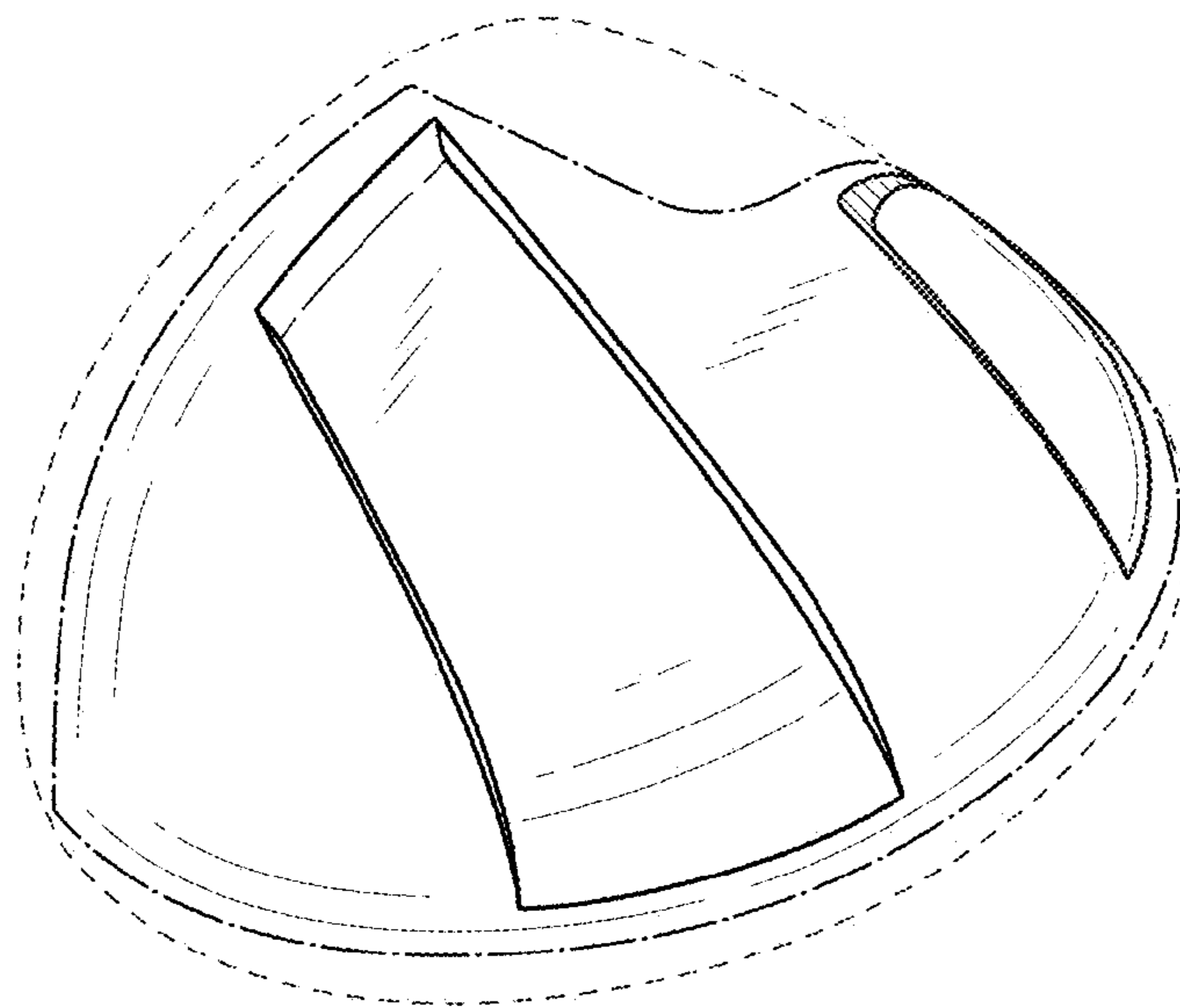
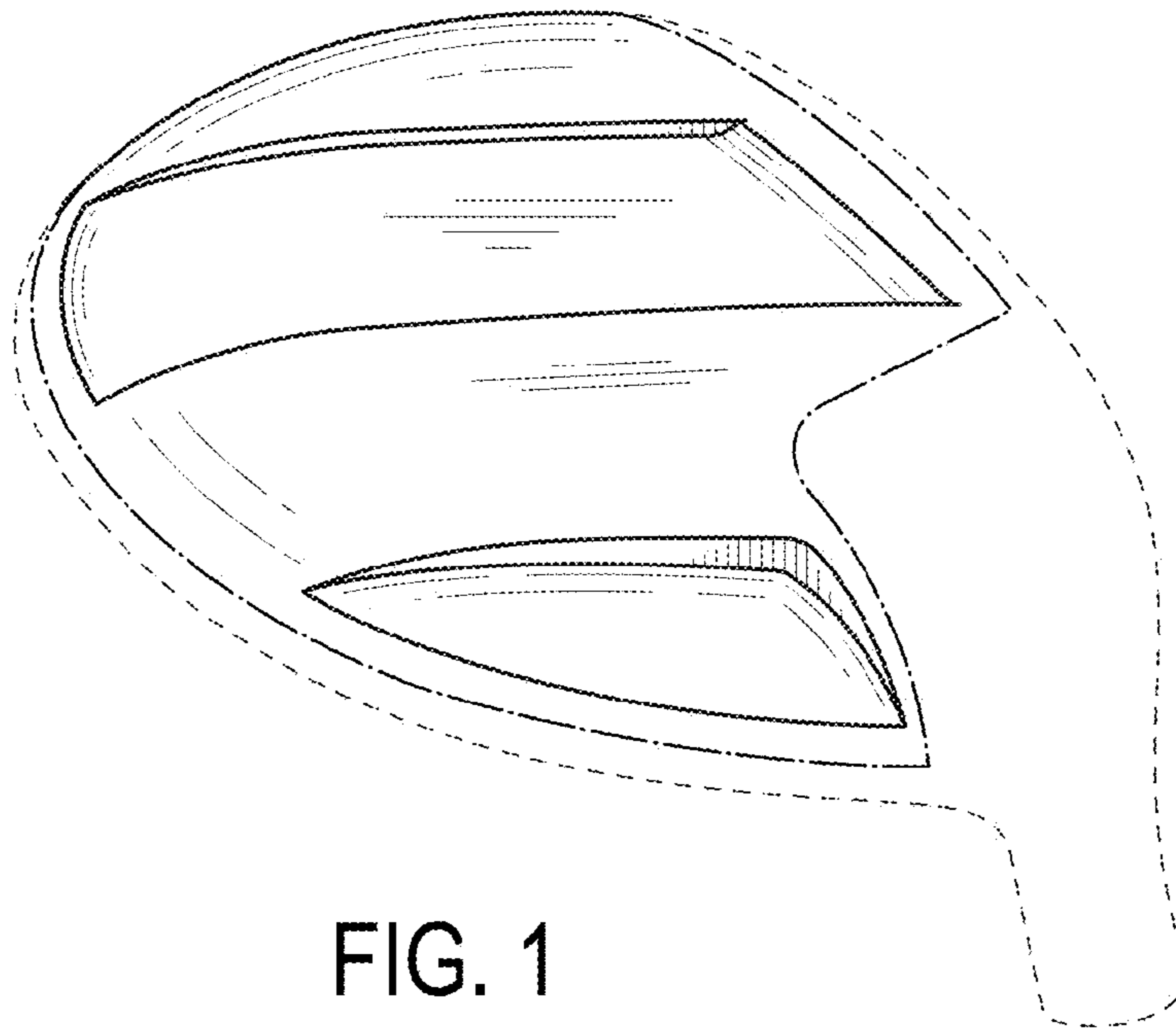
(56)

References Cited

U.S. PATENT DOCUMENTS

D579,066 S *	10/2008	Dipert	D21/752	D612,442 S *	3/2010	Oldknow	D21/759
D579,067 S *	10/2008	Hoffman	D21/752	D614,711 S *	4/2010	Harbert	D21/752
D591,810 S *	5/2009	Murphy	D21/752	D638,896 S *	5/2011	Schweigert	D21/759
D591,816 S *	5/2009	Vehse	D21/759	D641,818 S *	7/2011	Foster	D21/752
D591,817 S *	5/2009	Murphy	D21/759	D647,583 S *	10/2011	Foster	D21/752
D592,721 S *	5/2009	Foster	D21/752	D647,585 S *	10/2011	Jertson	D21/759
D603,919 S *	11/2009	Gray	D21/752	D719,624 S *	12/2014	Asatsuma	D21/759
D606,145 S *	12/2009	Kim	D21/752	D719,625 S *	12/2014	Asatsuma	D21/759
				D719,626 S *	12/2014	Asatsuma	D21/759
				D757,195 S *	5/2016	Takagi	D21/759

* cited by examiner



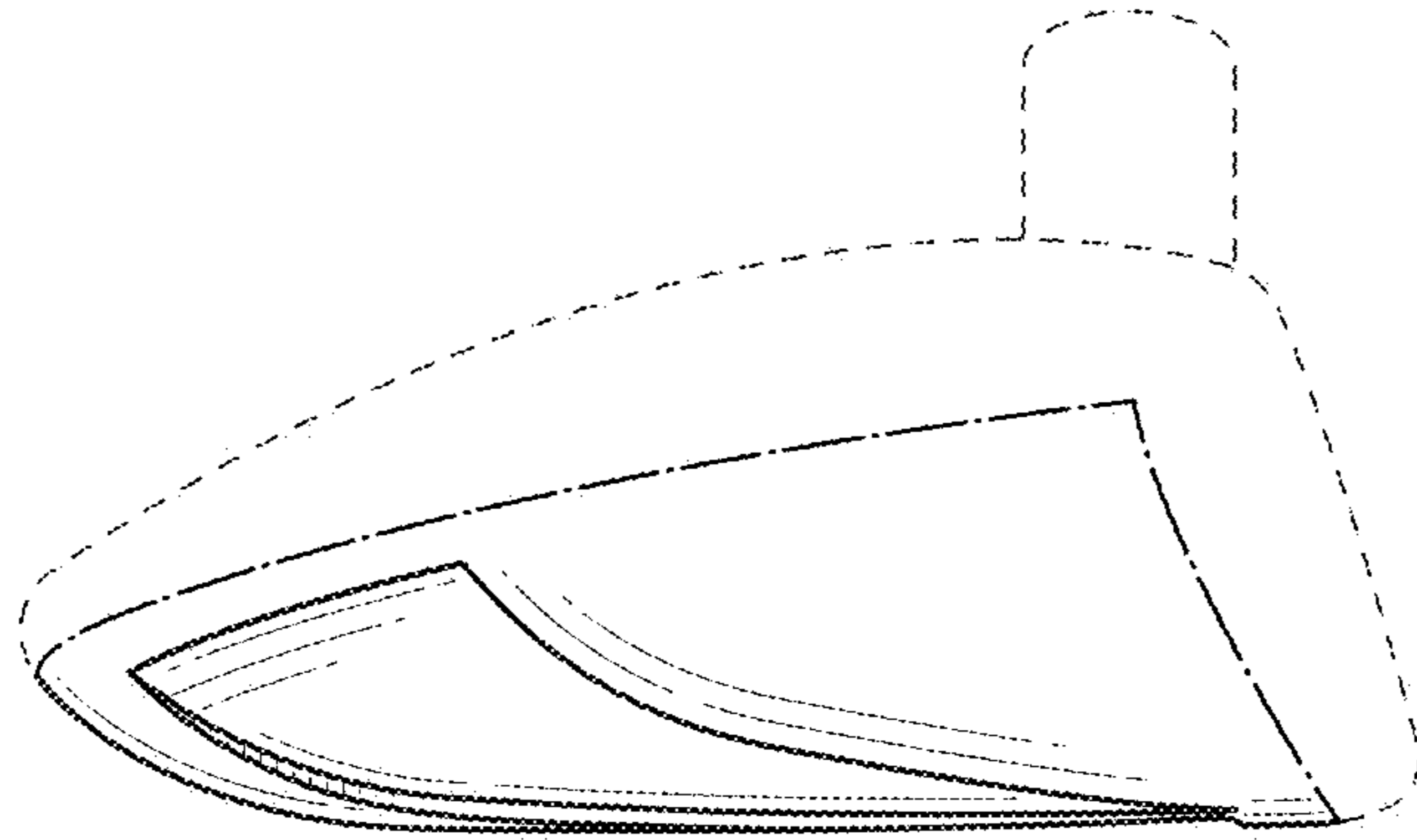


FIG. 3

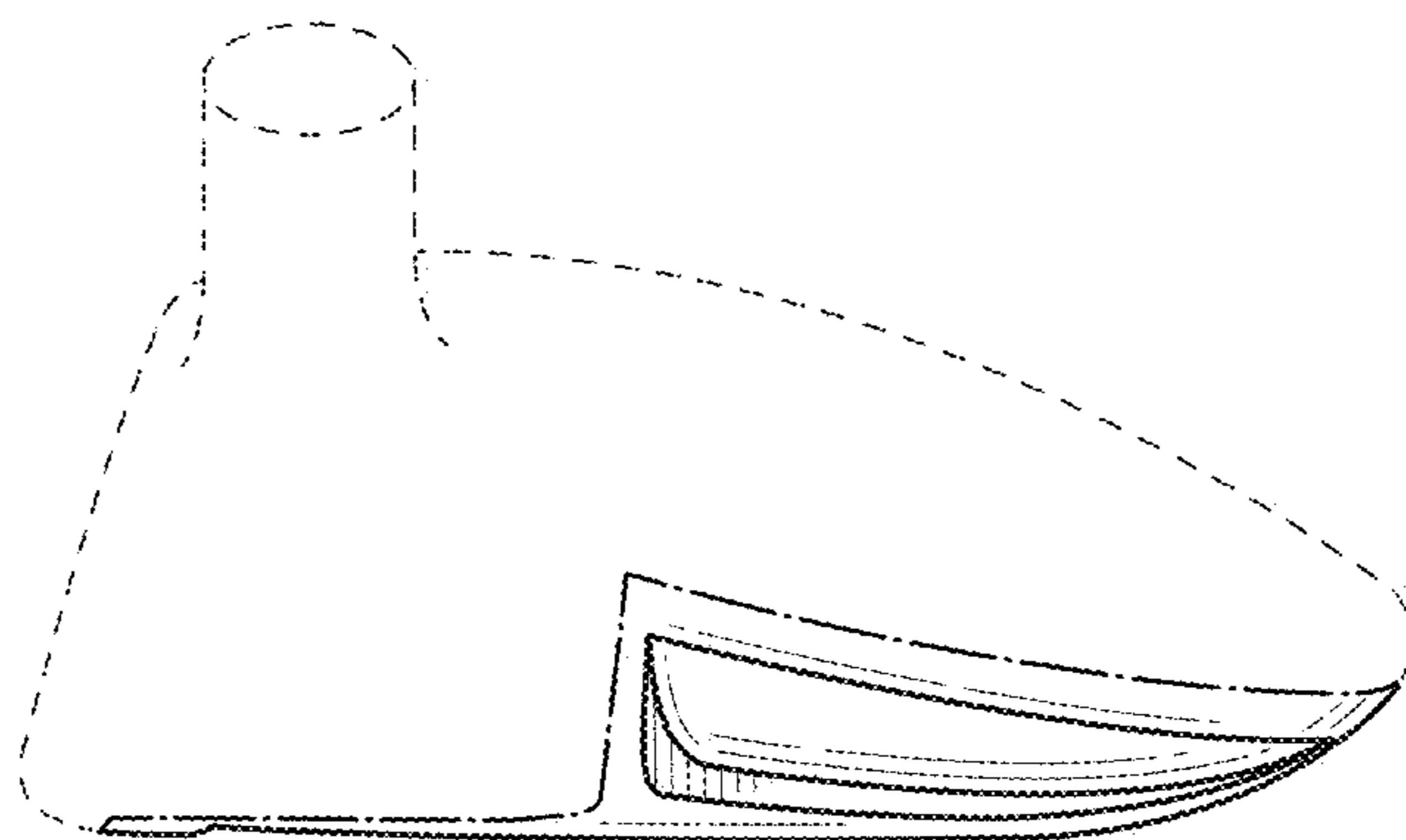


FIG. 4

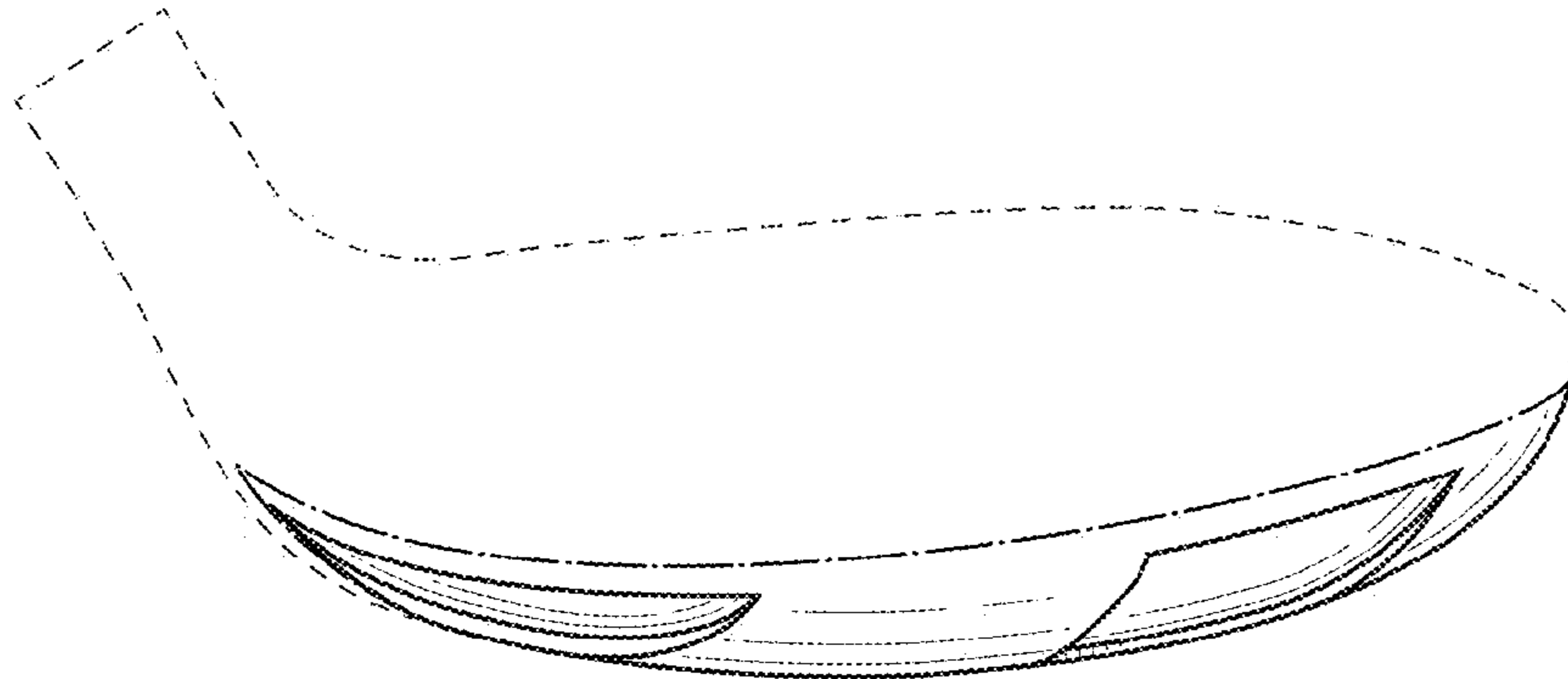


FIG. 5

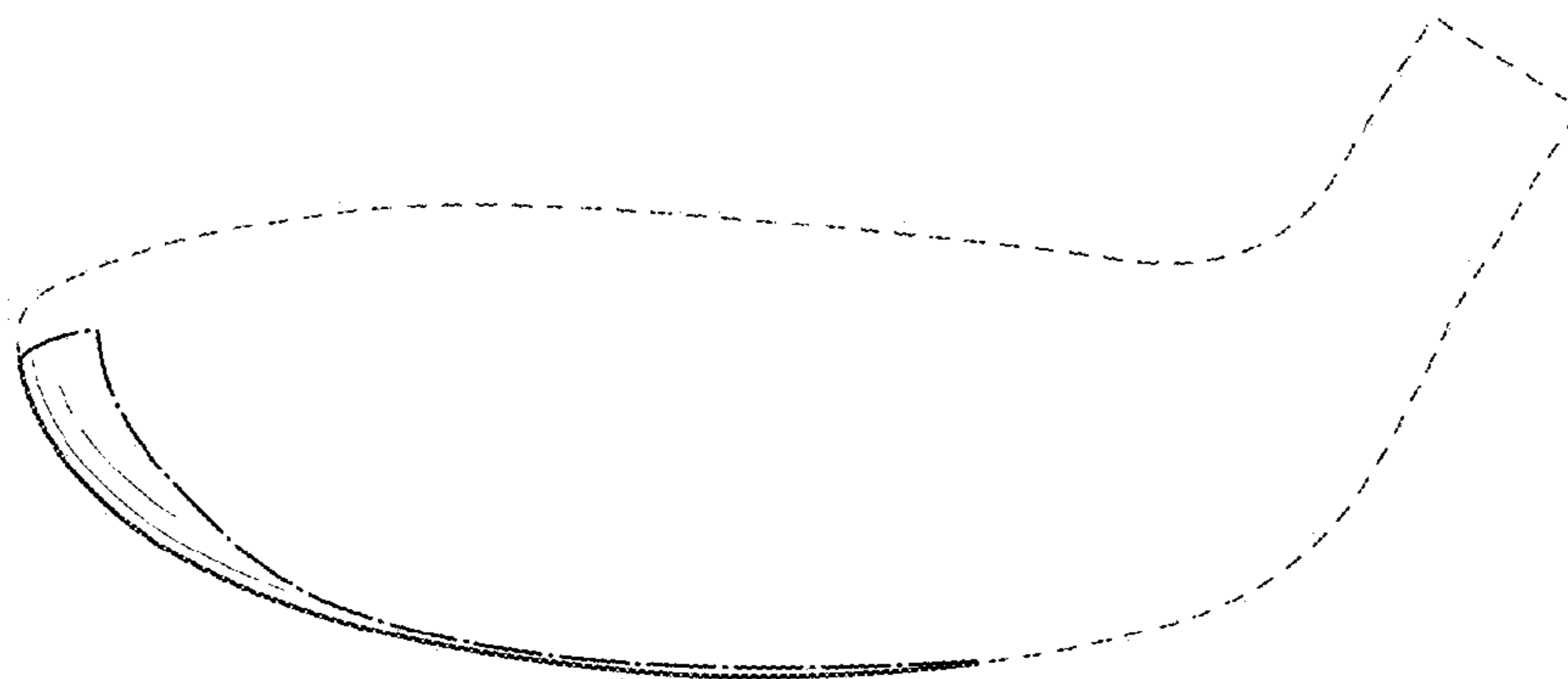


FIG. 6




FIG. 7

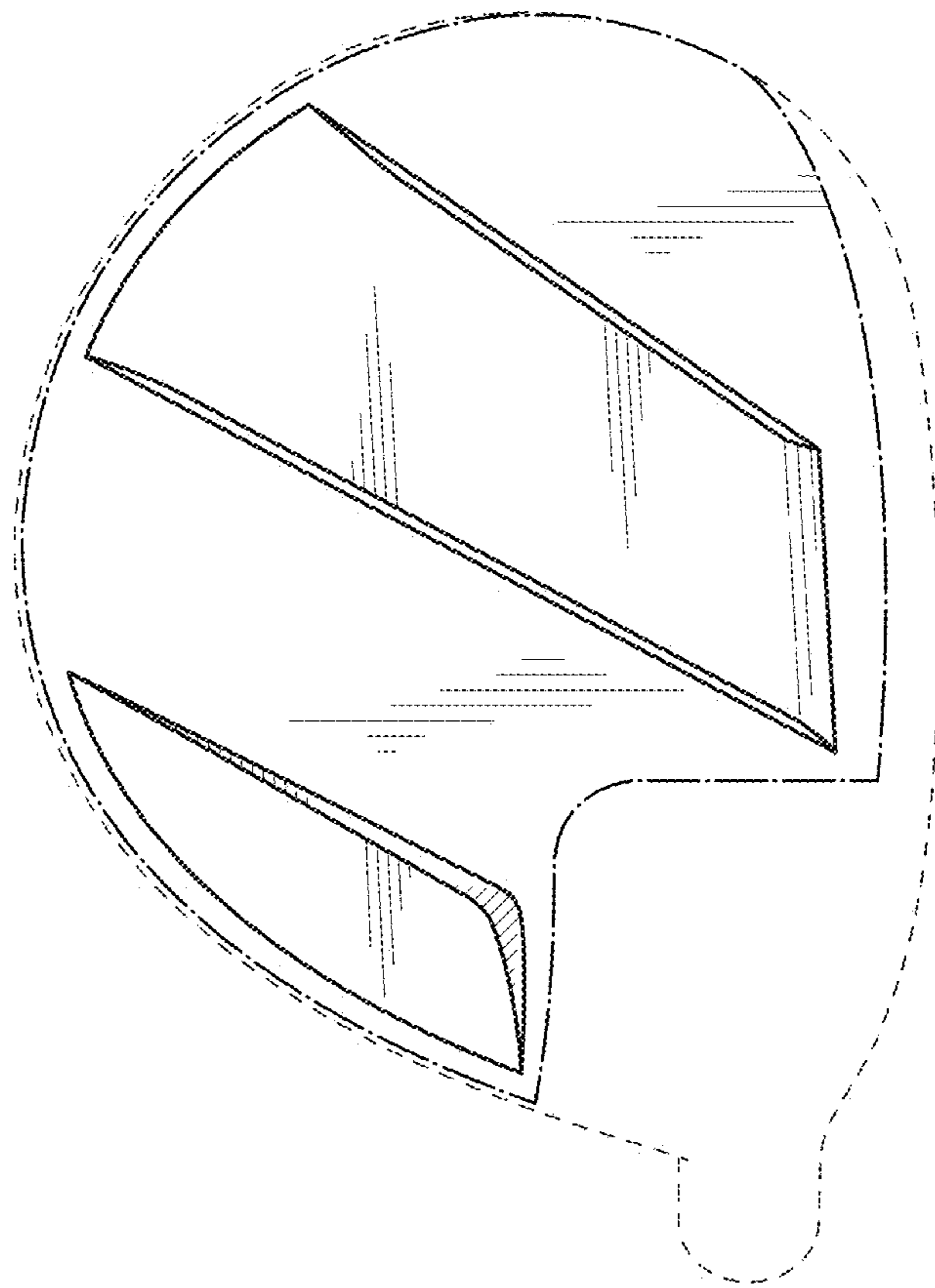


FIG. 8