



US00D767060S

(12) **United States Design Patent** (10) **Patent No.:** **US D767,060 S**  
**Murphy, Jr.** (45) **Date of Patent:** **\*\* Sep. 20, 2016**

(54) **RACKET HANDLE ATTACHMENT**  
(71) Applicant: **H. Stetser Murphy, Jr.**, Marietta, GA (US)  
(72) Inventor: **H. Stetser Murphy, Jr.**, Marietta, GA (US)  
(\*\*) Term: **15 Years**  
(21) Appl. No.: **29/558,127**  
(22) Filed: **Mar. 15, 2016**  
(51) **LOC (10) Cl.** ..... **21-02**  
(52) **U.S. Cl.**  
USPC ..... **D21/753**  
(58) **Field of Classification Search**  
USPC ..... D21/729-732, 753, 756-758  
CPC ..... A63B 49/08; A63B 60/10; A63B 60/14  
See application file for complete search history.

5,990,584 A \* 11/1999 Luo ..... H02K 1/146  
310/156.26  
D477,645 S 7/2003 Vito  
D484,206 S 12/2003 Udwin et al.  
D484,556 S 12/2003 Udwin et al.  
D488,844 S 4/2004 Szelenyi  
8,012,043 B2 9/2011 Emberger et al.  
8,298,101 B2 \* 10/2012 Babolat ..... A63B 49/08  
473/549  
D703,779 S 4/2014 Budacesek  
D716,885 S \* 11/2014 Murphy, Jr. .... D21/756  
D726,268 S \* 4/2015 Murphy, Jr. .... D21/756  
D726,269 S \* 4/2015 Murphy, Jr. .... D21/756  
D731,015 S \* 6/2015 Murphy, Jr. .... D21/756  
2002/0086747 A1 7/2002 Hsu  
2010/0056308 A1 \* 3/2010 Babolat ..... A63B 49/08  
473/551

\* cited by examiner

*Primary Examiner* — Mitchell Siegel  
(74) *Attorney, Agent, or Firm* — McGurk Intellectual Property Advisors

(57) **CLAIM**

I claim the ornamental design for a racket handle attachment, as shown and described.

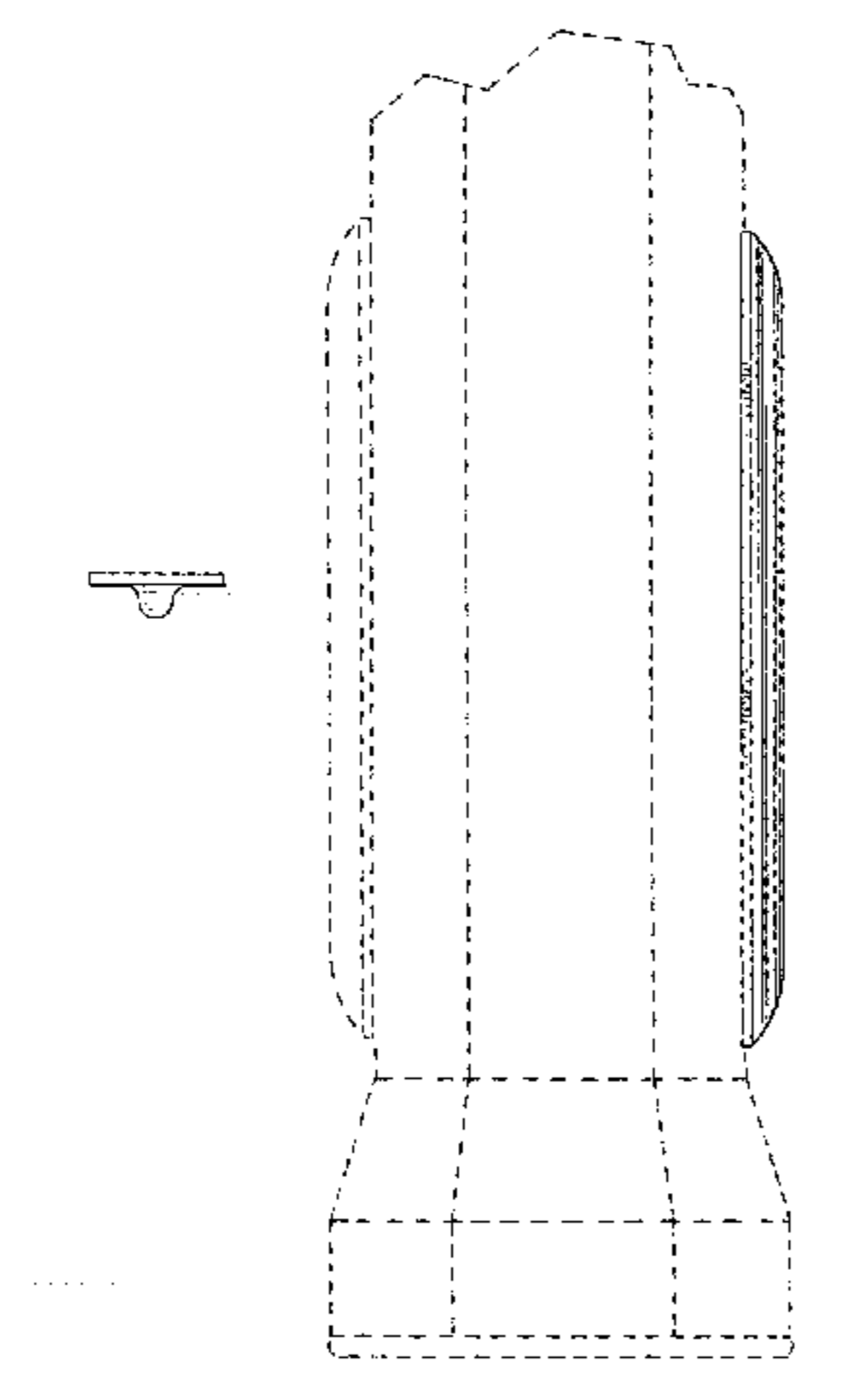
**DESCRIPTION**

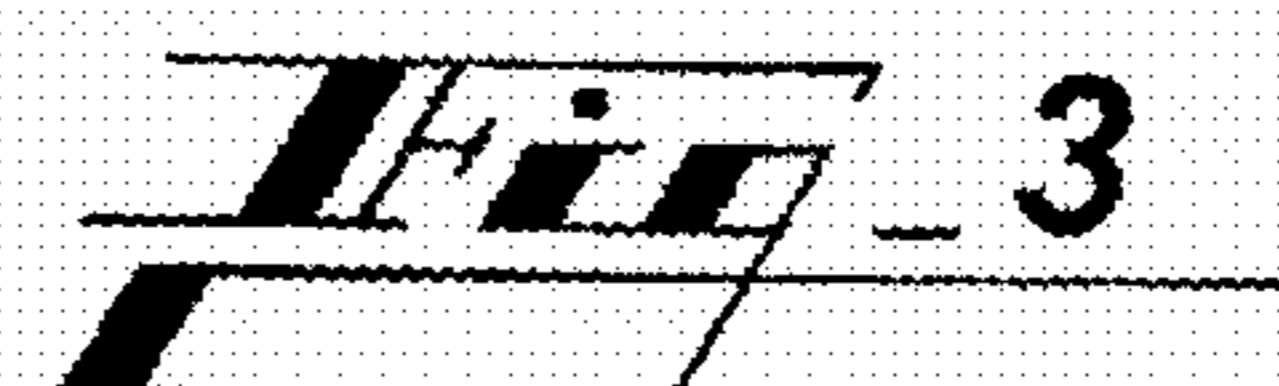




FIG. 1 is a top view of a racket handle attachment illustrating the claimed design;  
FIG. 2 is a front view of the racket handle attachment shown in FIG. 1;  
FIG. 3 is a right side view of the racket handle attachment shown in FIG. 1;  
FIG. 4 is a left side view of the racket handle attachment shown in FIG. 1;  
FIG. 5 is a back view of the racket handle attachment shown in FIG. 1;  
FIG. 6 is a bottom view of the racket handle attachment shown in FIG. 1;  
FIG. 7 is a side view of the racket handle attachment in exemplary use on an unclaimed handle of a racket; and,  
FIG. 8 is a front view of a racket handle attachment in exemplary use on an unclaimed handle of a racket.  
The broken lines in the drawings are for illustrative purposes only and form no part of the claimed design.

**1 Claim, 3 Drawing Sheets**

(56) **References Cited**  
U.S. PATENT DOCUMENTS


1,638,454 A 8/1927 Papin  
2,166,044 A 7/1939 Lewthwaite  
D125,473 S 2/1941 Karoff  
D196,268 S \* 9/1963 Lamb ..... D21/756  
D247,189 S 2/1978 Charpentier  
4,174,109 A 11/1979 Gaiser  
4,438,925 A \* 3/1984 Lindstrom ..... A63B 49/08  
473/551  
4,736,950 A 4/1988 Doyle  
D307,930 S 5/1990 Sokol et al.  
4,964,645 A 10/1990 Lai  
5,294,117 A 3/1994 Huang  
5,316,316 A 5/1994 Lai  
D355,232 S 2/1995 Hodges  
5,482,270 A \* 1/1996 Smith ..... A63B 60/12  
473/203  
5,492,324 A \* 2/1996 Hagey ..... A63B 49/08  
473/551  
D378,389 S 3/1997 Manu  
D380,244 S 6/1997 Naumoff  
5,671,926 A 9/1997 Hagey  
D394,094 S 5/1998 Davis et al.  
5,845,804 A \* 12/1998 Prescott ..... B65D 81/3879  
215/12.1








**Fig. 4**



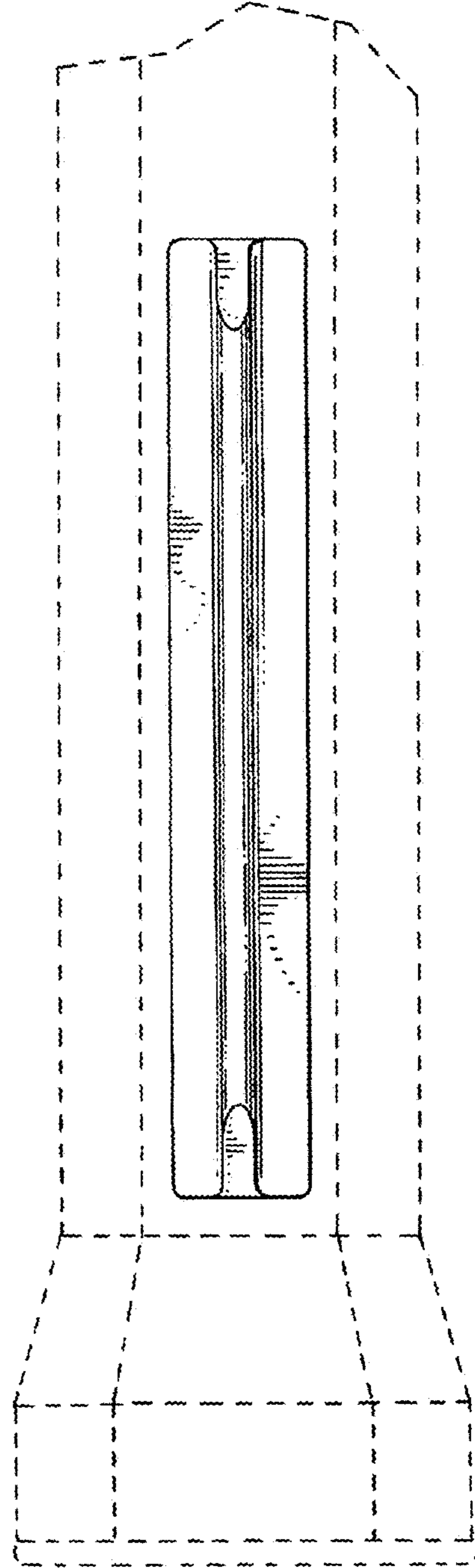
**Fig. 5**



**Fig. 6**



**Fig. 7**



**Fig. 8**