



US00D767059S

(12) **United States Design Patent** (10) **Patent No.:** **US D767,059 S**
Murphy, Jr. (45) **Date of Patent:** **** Sep. 20, 2016**

- (54) **RACKET HANDLE ATTACHMENT**
- (71) Applicant: **H. Stetser Murphy, Jr.**, Marietta, GA (US)
- (72) Inventor: **H. Stetser Murphy, Jr.**, Marietta, GA (US)
- (**) Term: **15 Years**
- (21) Appl. No.: **29/558,117**
- (22) Filed: **Mar. 15, 2016**
- (51) **LOC (10) Cl.** **21-02**
- (52) **U.S. Cl.**
USPC **D21/753**
- (58) **Field of Classification Search**
USPC D21/729-732, 753, 756-758
CPC A63B 49/08; A63B 60/10; A63B 60/14
See application file for complete search history.

5,990,584	A *	11/1999	Luo	H02K 1/146	310/156.26
D477,645	S	7/2003	Vito			
D484,206	S	12/2003	Udwin et al.			
D484,556	S	12/2003	Udwin et al.			
D488,844	S	4/2004	Szelenyi			
8,012,043	B2	9/2011	Emberger et al.			
8,298,101	B2 *	10/2012	Babolat	A63B 49/08	473/549
D703,779	S	4/2014	Budacesek			
D716,885	S *	11/2014	Murphy, Jr.	D21/756	
D726,268	S *	4/2015	Murphy, Jr.	D21/756	
D726,269	S *	4/2015	Murphy, Jr.	D21/756	
D731,015	S *	6/2015	Murphy, Jr.	D21/756	
2002/0086747	A1	7/2002	Hsu			
2010/0056308	A1 *	3/2010	Babolat	A63B 49/08	473/551

* cited by examiner

Primary Examiner — Mitchell Siegel
(74) *Attorney, Agent, or Firm* — McGurk Intellectual Property Advisors

(57) **CLAIM**
I claim the ornamental design for a racket handle attachment, as shown and described.

- (56) **References Cited**
U.S. PATENT DOCUMENTS
- 1,638,454 A 8/1927 Papin
- 2,166,044 A 7/1939 Lewthwaite
- D125,473 S 2/1941 Karoff
- D196,268 S * 9/1963 Lamb D21/756
- D247,189 S 2/1978 Charpentier
- 4,174,109 A 11/1979 Gaiser
- 4,438,925 A * 3/1984 Lindstrom A63B 49/08
473/551
- 4,736,950 A 4/1988 Doyle
- D307,930 S 5/1990 Sokol et al.
- 4,964,645 A 10/1990 Lai
- 5,294,117 A 3/1994 Huang
- 5,316,316 A 5/1994 Lai
- D355,232 S 2/1995 Hodges
- 5,482,270 A * 1/1996 Smith A63B 60/12
473/203
- 5,492,324 A * 2/1996 Hagey A63B 49/08
473/551
- D378,389 S 3/1997 Manu
- D380,244 S 6/1997 Naumoff
- 5,671,926 A 9/1997 Hagey
- D394,094 S 5/1998 Davis et al.
- 5,845,804 A * 12/1998 Prescott B65D 81/3879
215/12.1

DESCRIPTION

FIG. 1 is a top view of a racket handle attachment illustrating the claimed design;
FIG. 2 is a front view of the racket handle attachment shown in FIG. 1;
FIG. 3 is a right side view of the racket handle attachment shown in FIG. 1;
FIG. 4 is a left side view of the racket handle attachment shown in FIG. 1;
FIG. 5 is a back view of the racket handle attachment shown in FIG. 1;
FIG. 6 is a bottom view of the racket handle attachment shown in FIG. 1;
FIG. 7 is a side view of the racket handle attachment in exemplary use on an unclaimed handle of a racket; and,
FIG. 8 is a front view of a racket handle attachment in exemplary use on an unclaimed handle of a racket.
The broken lines in the drawings are for illustrative purposes only and form no part of the claimed design.

1 Claim, 3 Drawing Sheets

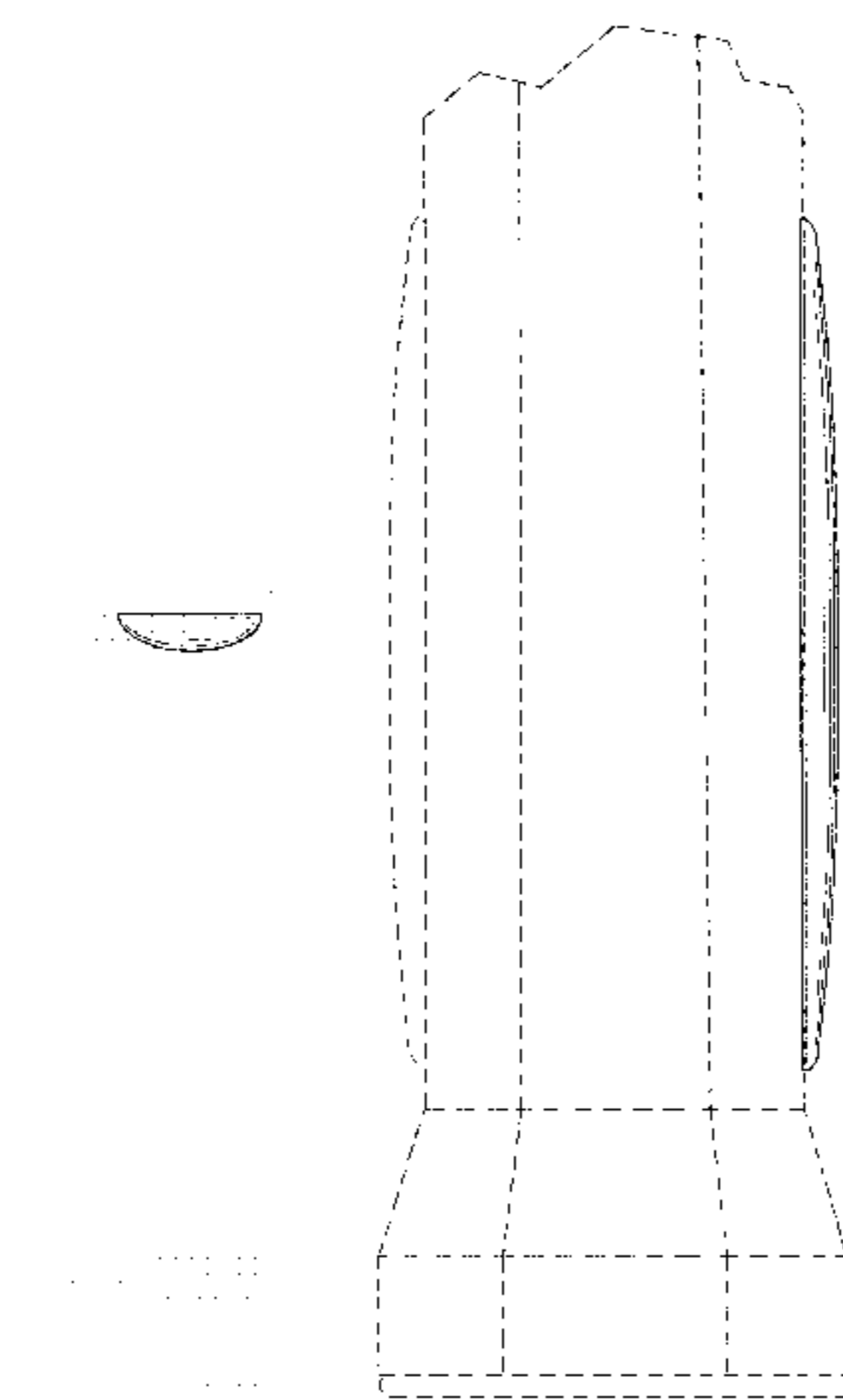


Fig. 1




Fig. 2


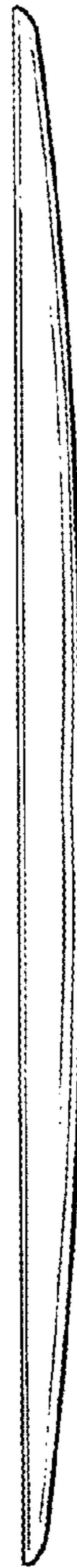




Fig. 3



 4



 5



 6

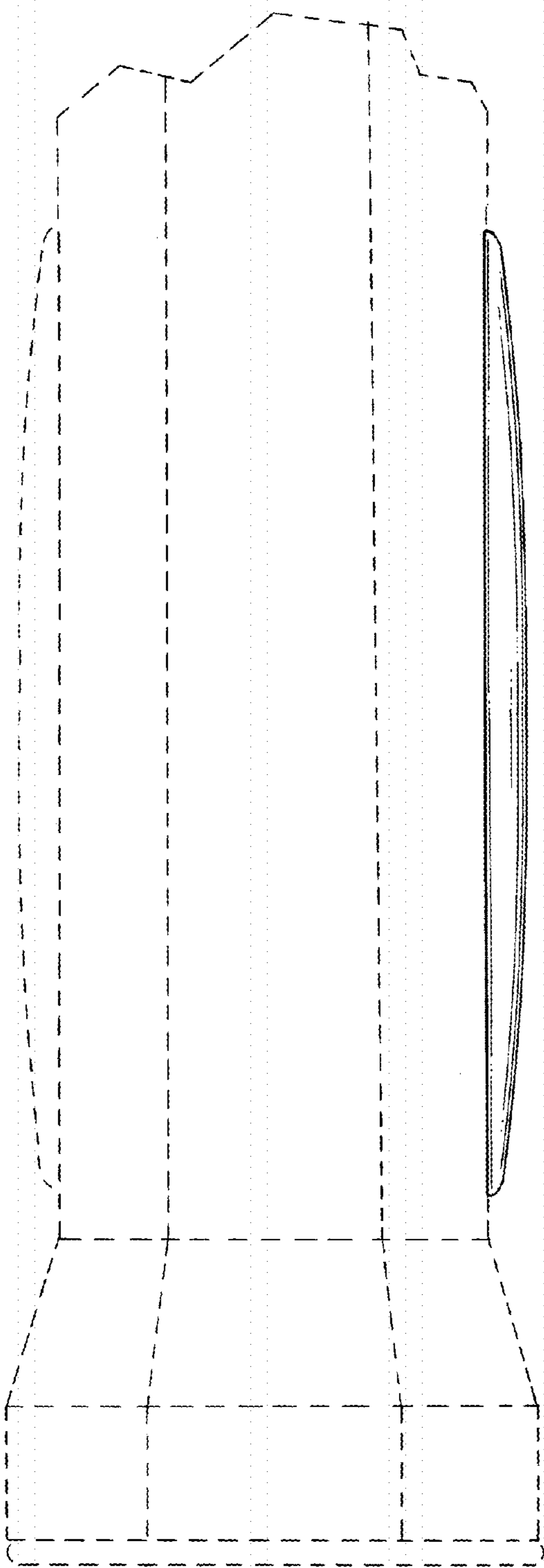


Fig. 7

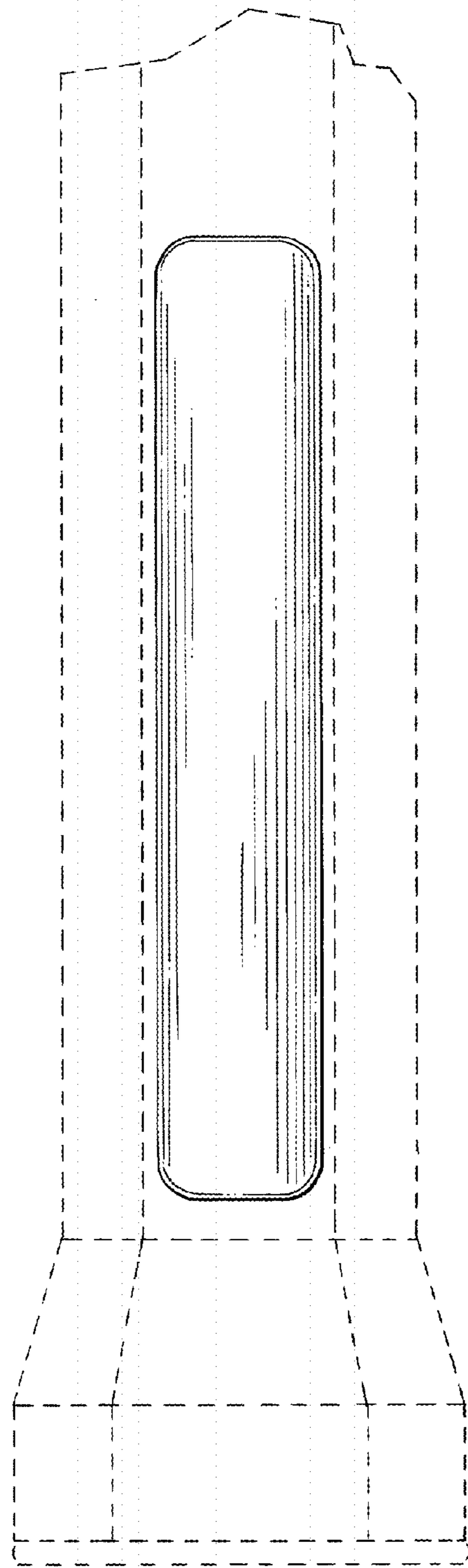


Fig. 8