



US00D767057S

(12) **United States Design Patent**
Mickelson et al.

(10) **Patent No.:** **US D767,057 S**
(45) **Date of Patent:** **** Sep. 20, 2016**

(54) **GOLF CLUB HEAD**

(71) Applicant: **CALLAWAY GOLF COMPANY**,
Carlsbad, CA (US)

(72) Inventors: **Philip A. Mickelson**, Rancho Santa Fe,
CA (US); **Roger Cleveland**, Los
Angeles, CA (US); **Jordan M.**
Greenlaw, Carlsbad, CA (US); **Scott R.**
Manwaring, Carlsbad, CA (US);
Matthew Myers, Carlsbad, CA (US)

(73) Assignee: **Callaway Golf Company**, Carlsbad,
CA (US)

(**) Term: **15 Years**

(21) Appl. No.: **29/533,664**

(22) Filed: **Jul. 20, 2015**

Related U.S. Application Data

(63) Continuation-in-part of application No. 29/514,940,
filed on Jan. 19, 2015, now Pat. No. Des. 751,660.

(51) **LOC (10) Cl.** **21-02**

(52) **U.S. Cl.**
USPC **D21/747**

(58) **Field of Classification Search**
USPC D2/747-751, 759
CPC A63B 53/00; A63B 53/04; A63B 53/047;
A63B 53/0475; A63B 53/065
See application file for complete search history.

(56) **References Cited**

U.S. PATENT DOCUMENTS

D294,617 S * 3/1988 Perkins D21/749
4,754,977 A * 7/1988 Sahm A63B 53/04
473/337
5,158,296 A * 10/1992 Lee A63B 60/50
473/327
D346,840 S * 5/1994 Fenton D21/751
D395,476 S * 6/1998 Pond D21/747

D421,080 S * 2/2000 Chen D21/747
D426,276 S * 6/2000 Besnard D21/747
6,077,171 A * 6/2000 Yoneyama A63B 53/04
473/291
D449,866 S * 10/2001 Miller D21/747
6,348,014 B1 * 2/2002 Chiu A63B 53/065
473/337
D473,605 S * 4/2003 Petersen D21/747
D476,048 S * 6/2003 Cleveland D21/747
7,121,956 B2 * 10/2006 Lo A63B 53/04
473/335
D534,595 S * 1/2007 Hasebe D21/747
D543,601 S * 5/2007 Kawami D21/759
D555,219 S * 11/2007 Lin D21/759
D600,763 S * 9/2009 Cameron D21/759
7,588,502 B2 * 9/2009 Nishino A63B 53/0466
473/332
D661,753 S * 6/2012 Cameron D21/759

(Continued)

Primary Examiner — Mitchell Siegel

(74) *Attorney, Agent, or Firm* — Rebecca Hanovice;
Michael Catania; Sonia Lari

(57) **CLAIM**

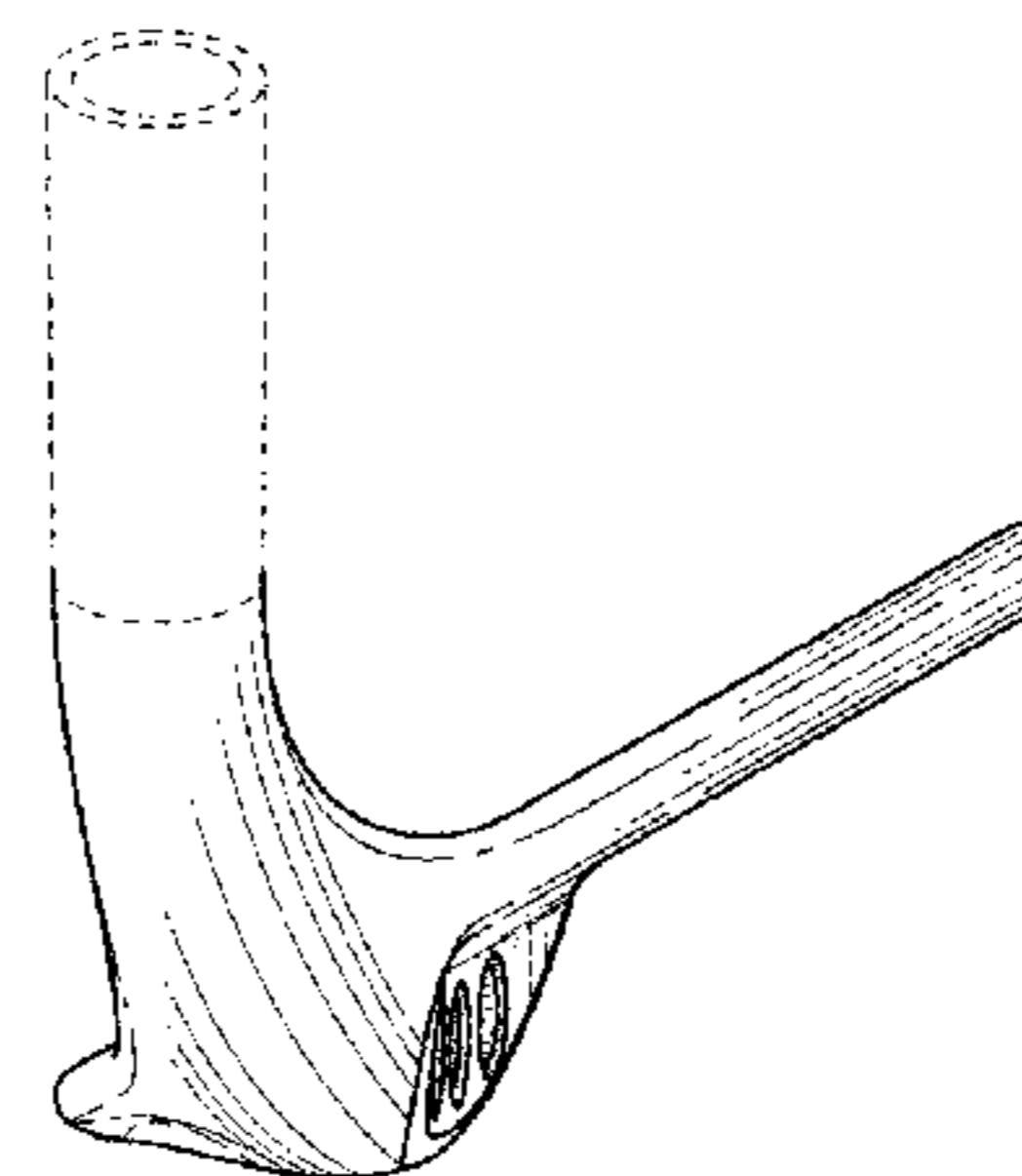
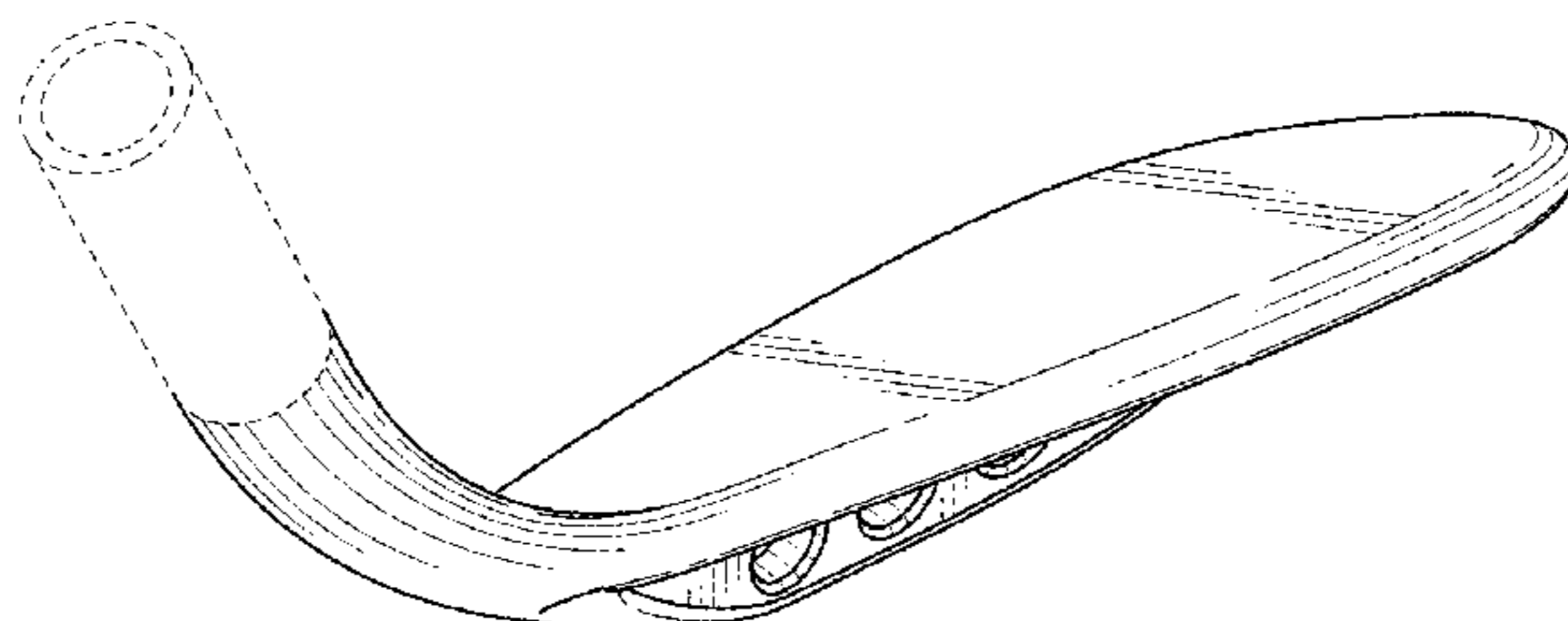
The ornamental design for a golf club head, as shown and
described.

DESCRIPTION

FIG. 1 is a top perspective view of a golf club head;
FIG. 2 is a rear elevation view of the golf club head of FIG.
1;
FIG. 3 is a front elevation view of a golf club head of FIG.
1;
FIG. 4 is a heel-side elevation view of a golf club head of
FIG. 1;
FIG. 5 is a toe-side elevation view of a golf club head of
FIG. 1;
FIG. 6 is a top plan view of the golf club head of FIG. 1; and,
FIG. 7 is a bottom plan view of the golf club head of FIG.
1.

The broken lines in the drawings are included for the
purpose of illustration and form no part of the claimed
design.

1 Claim, 3 Drawing Sheets



(56)

References Cited

U.S. PATENT DOCUMENTS

D722,352 S *	2/2015	Nicolette	D21/747	D748,214 S *	1/2016	Nicolette	D21/747
D723,120 S *	2/2015	Nicolette	D21/747	D748,749 S *	2/2016	Nicolette	D21/759
D726,265 S *	4/2015	Nicolette	D21/747	D751,660 S *	3/2016	Greenlaw	D21/759
D746,926 S *	1/2016	Parsons	D21/747	D756,471 S *	5/2016	Nicolette	D21/747
					2005/0277485 A1 *	12/2005	Hou	A63B 53/047 473/332

* cited by examiner

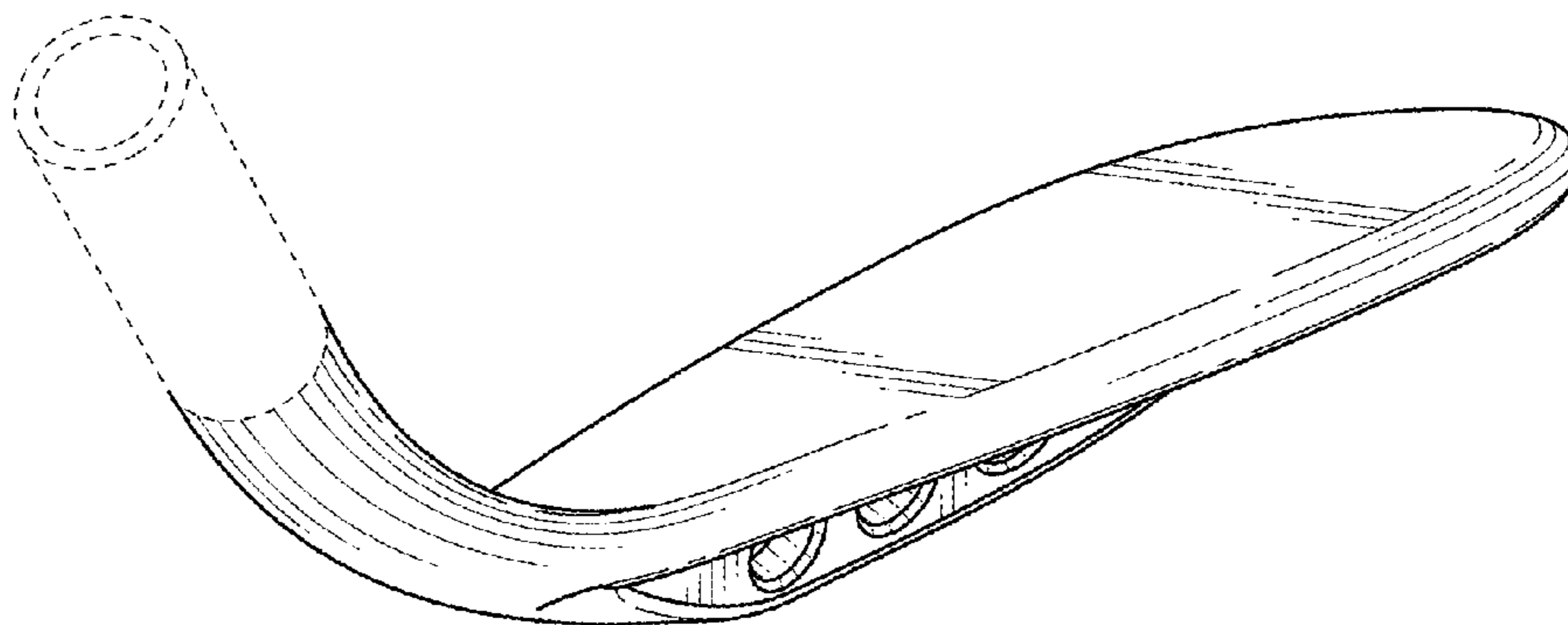


FIG. 1

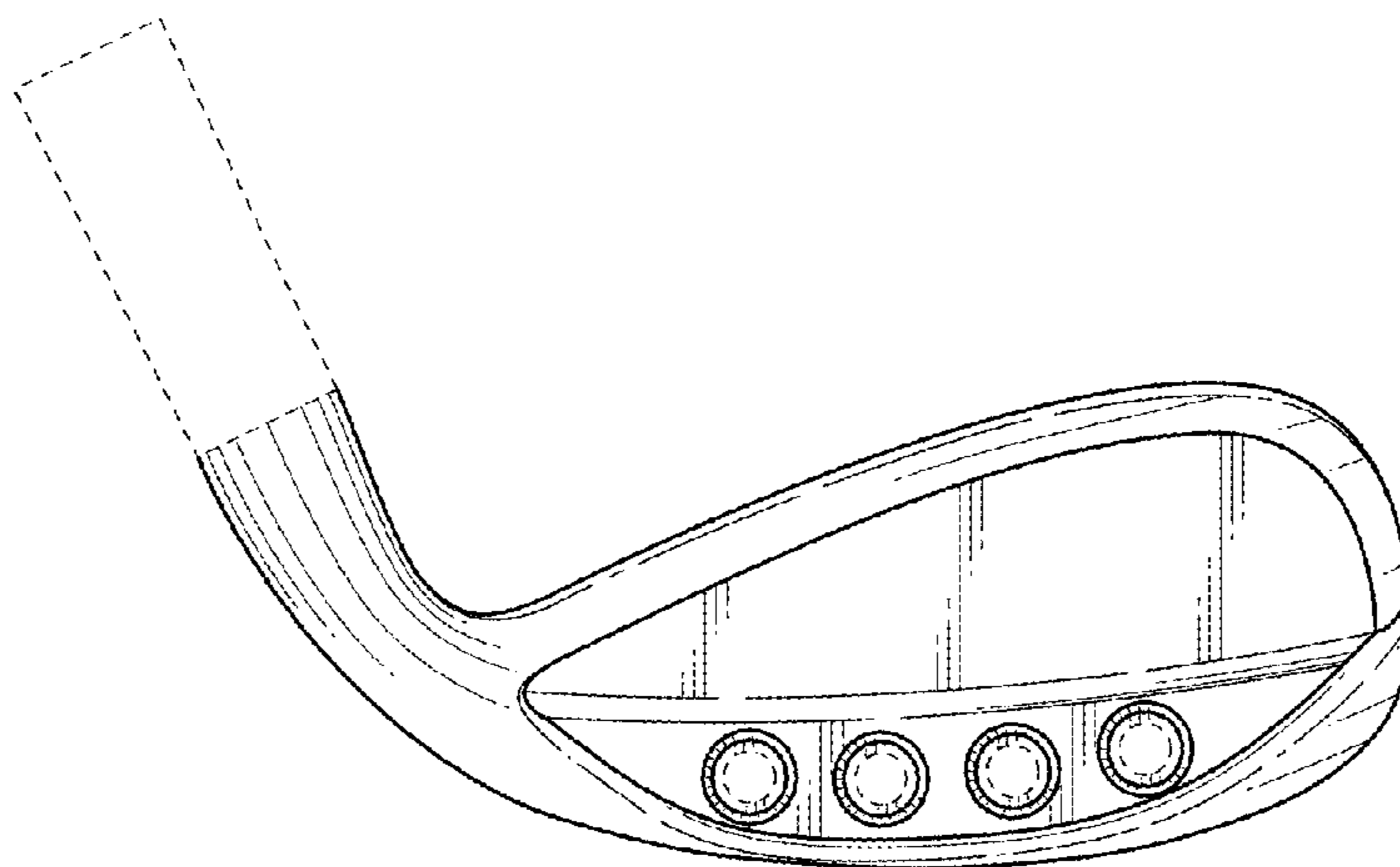


FIG. 2

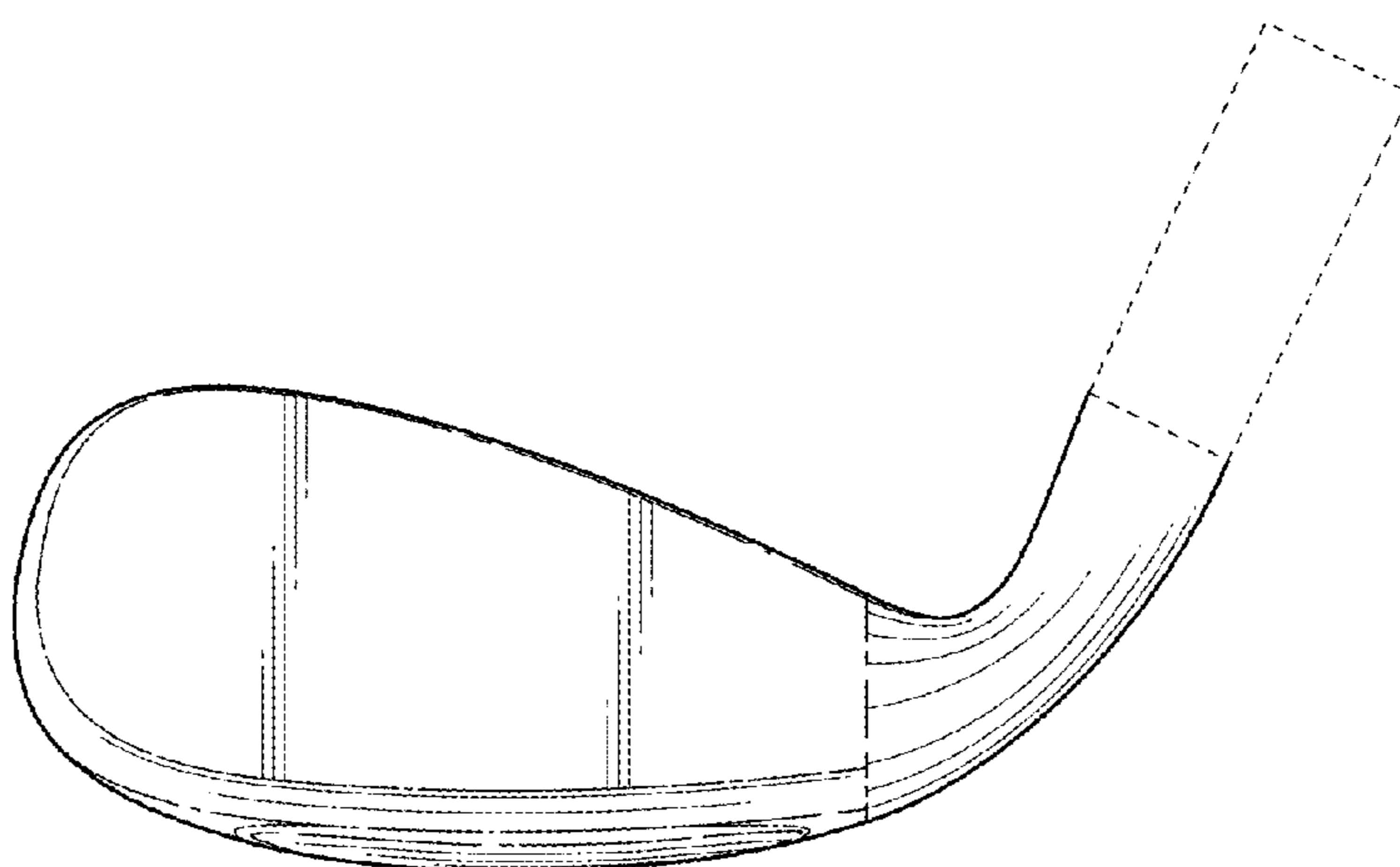


FIG. 3

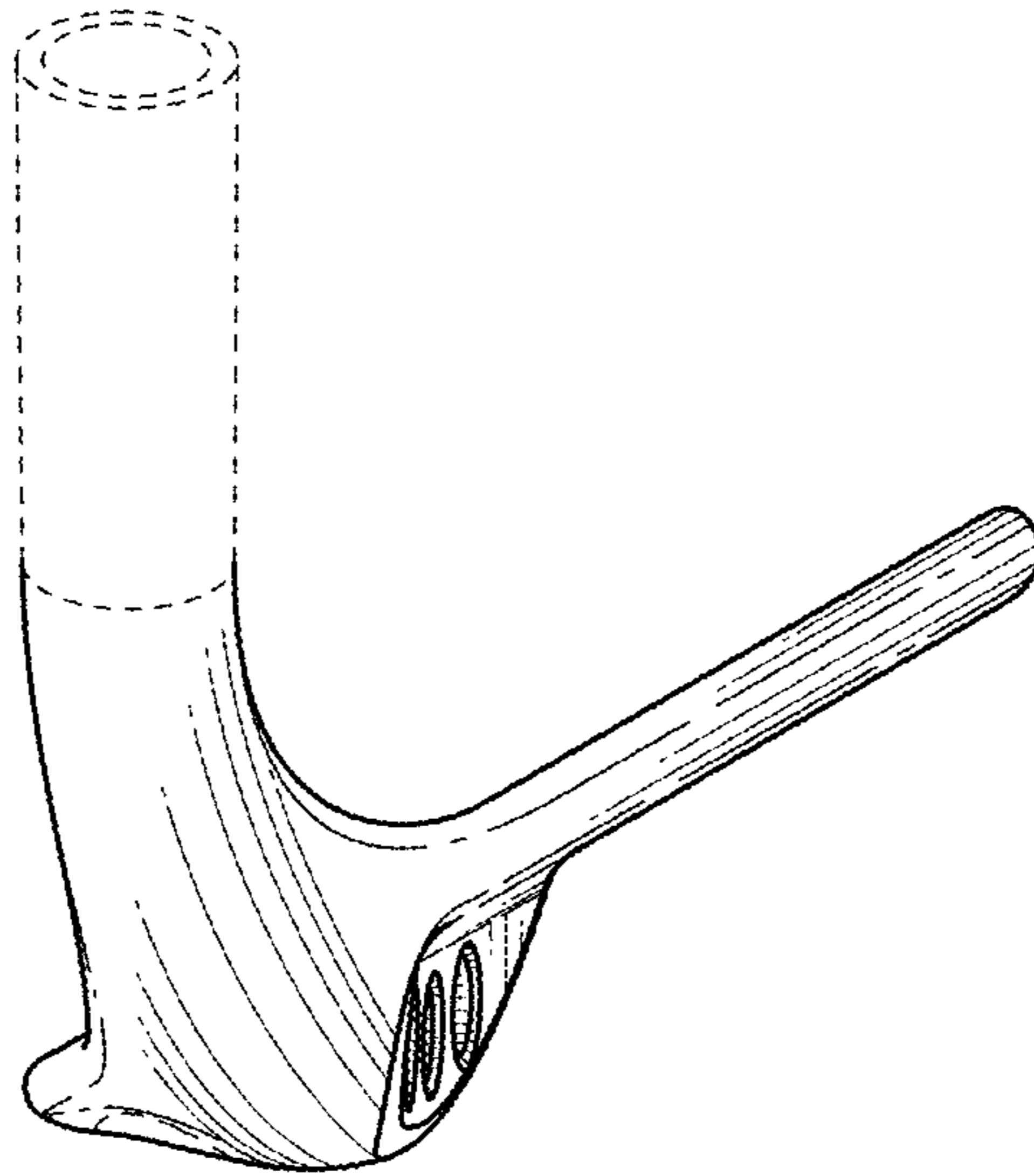


FIG. 4

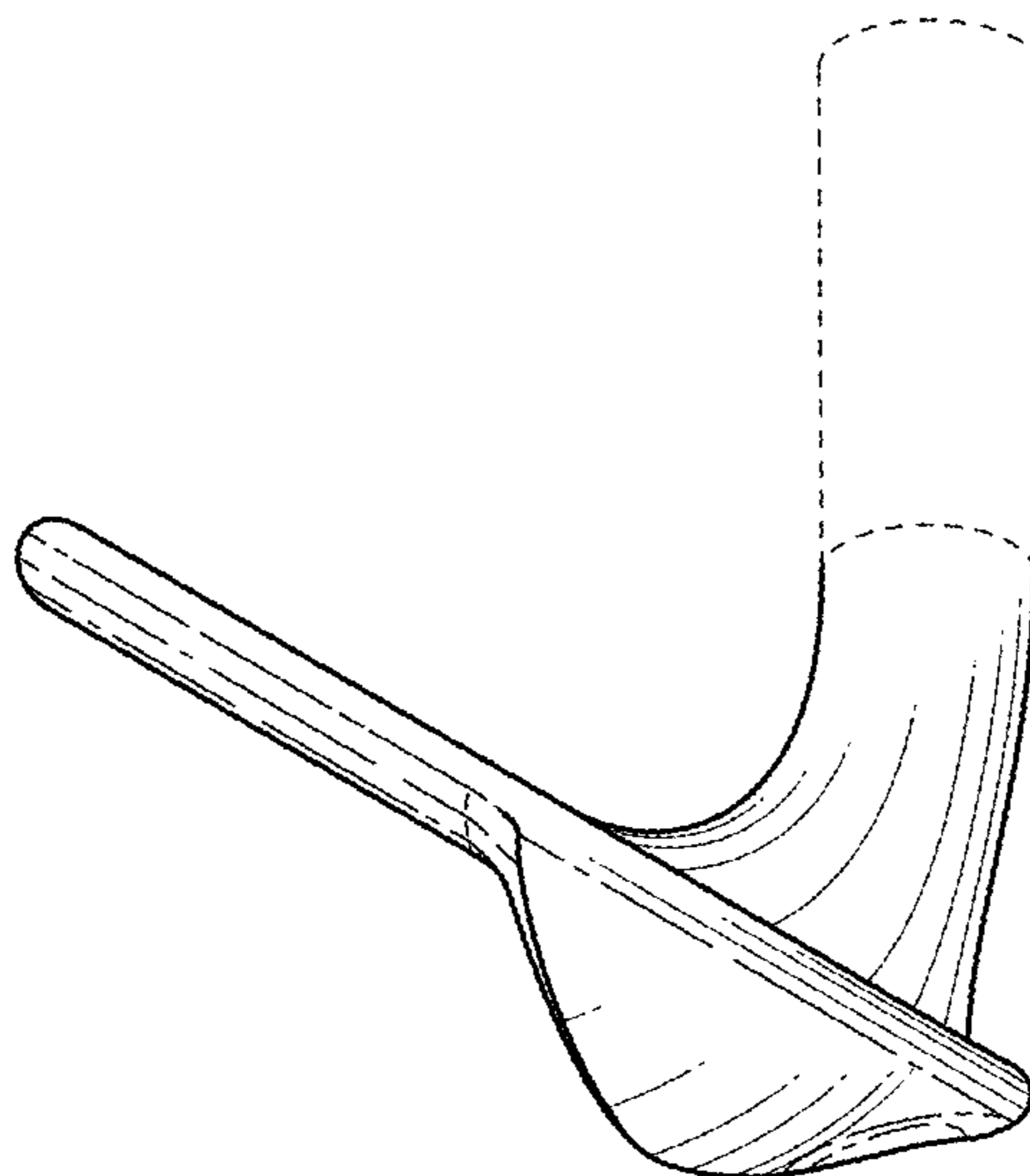


FIG. 5

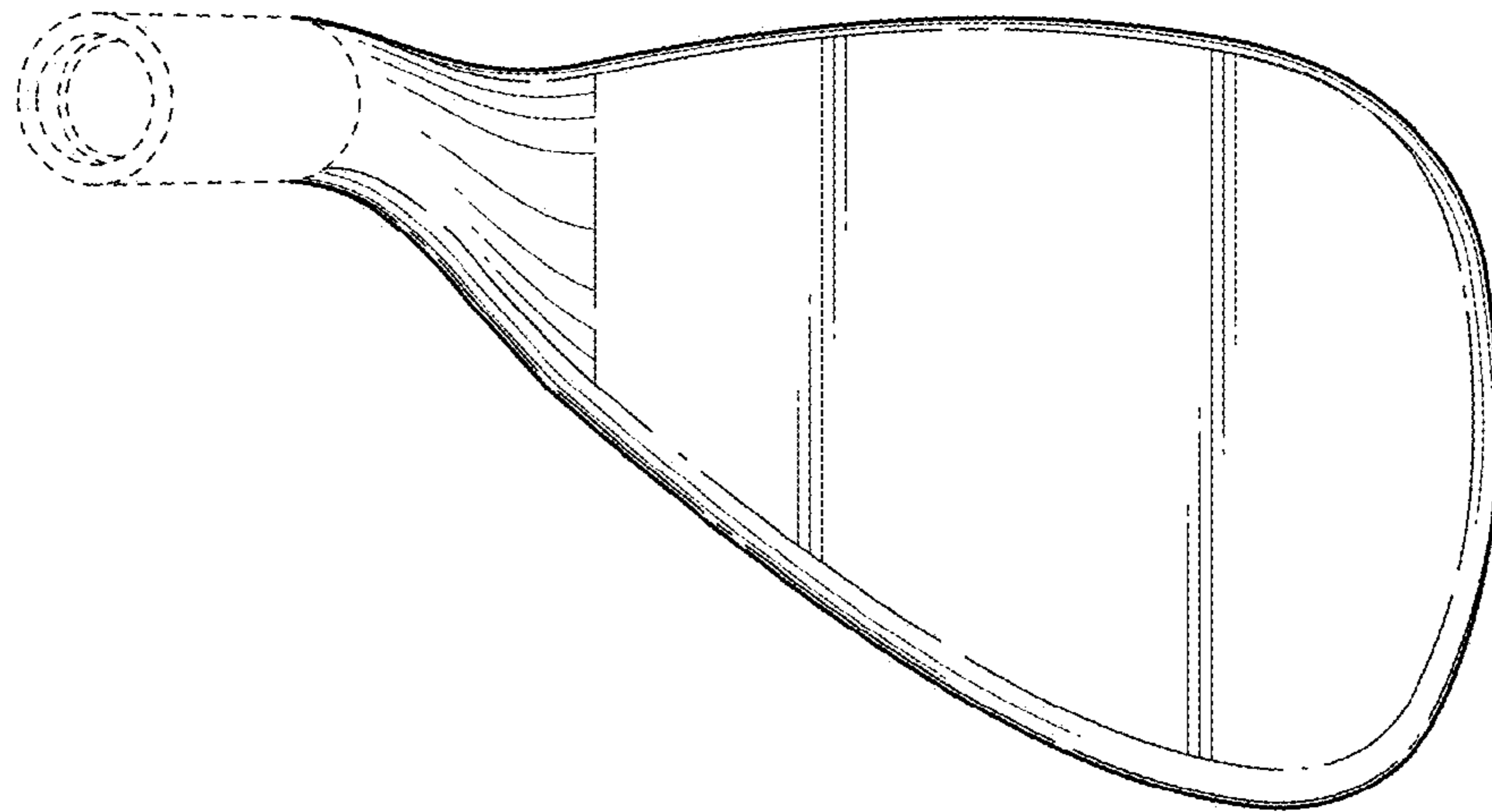


FIG. 6

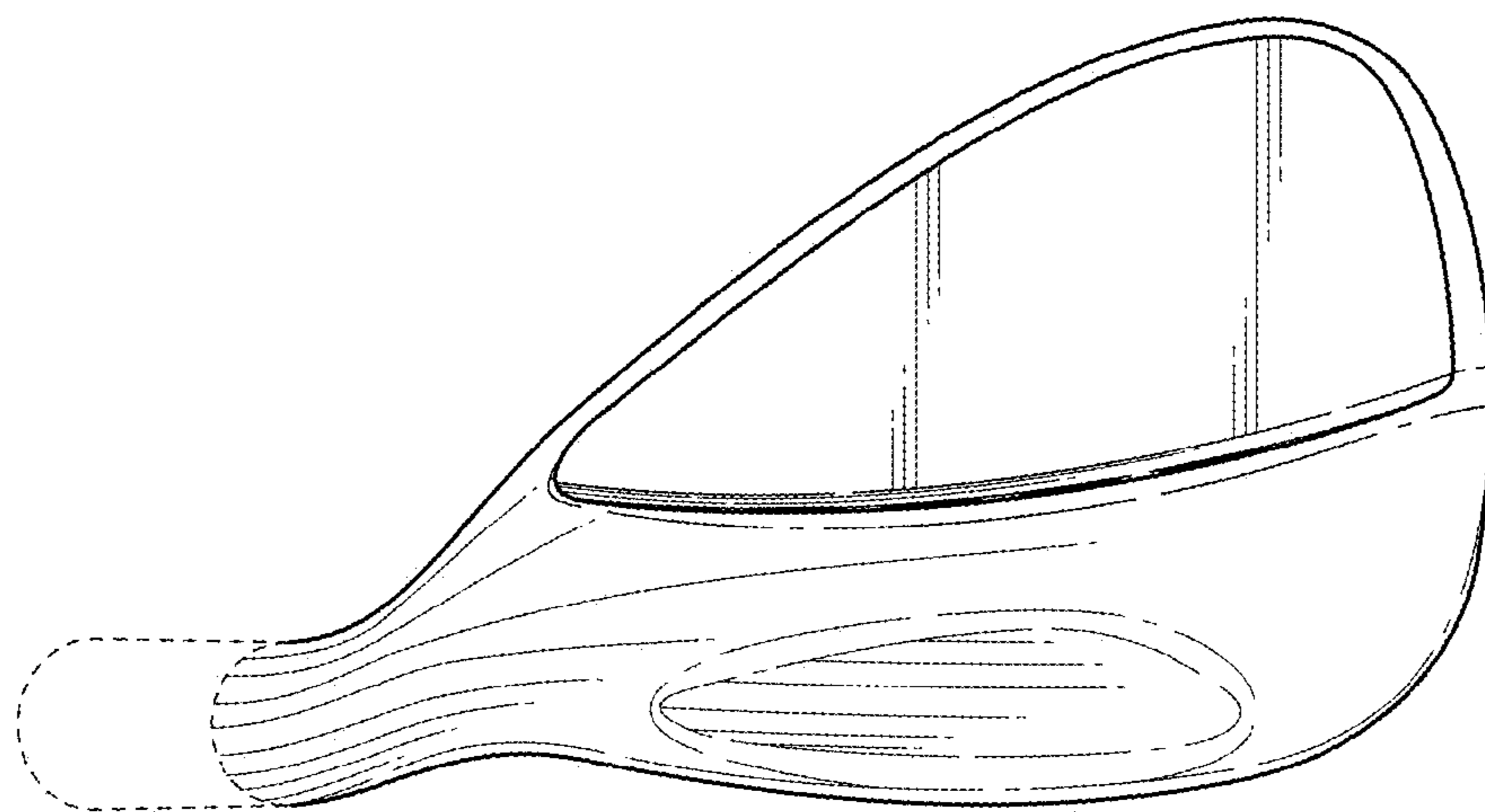


FIG. 7