

US00D767034S

(12) **United States Design Patent** (10) **Patent No.:** **US D767,034 S**  
**Zhang** (45) **Date of Patent:** **\*\* Sep. 20, 2016**

(54) **WRITING INSTRUMENT**  
(71) Applicant: **RiteLine LLC**, Dallas, TX (US)  
(72) Inventor: **Enmin Zhang**, Southlake, TX (US)  
(73) Assignee: **Riteline LLC**, Dallas, TX (US)  
(\*\*) Term: **14 Years**  
(21) Appl. No.: **29/522,240**  
(22) Filed: **Mar. 27, 2015**  
(51) **LOC (10) Cl.** ..... **19-06**  
(52) **U.S. Cl.**  
USPC ..... **D19/173; D19/904**  
(58) **Field of Classification Search**  
USPC ..... D14/411; D19/115-204  
CPC ..... B43K 5/00; B43K 7/00; B43K 7/10;  
B43K 7/12; B43K 8/04; B43K 19/00; B43K  
19/02; B43K 19/14  
See application file for complete search history.

D546,887 S \* 7/2007 Ternovits ..... D19/196  
D548,789 S \* 8/2007 Ternovits ..... D19/168  
D572,753 S \* 7/2008 Brigham ..... D19/185  
D581,462 S \* 11/2008 Katami ..... D19/187  
D583,414 S 12/2008 Booker  
D590,882 S \* 4/2009 Katami ..... D19/187  
D650,858 S \* 12/2011 Keda ..... D19/174  
D656,194 S \* 3/2012 Yuan ..... D19/172  
D679,327 S \* 4/2013 Liang ..... D19/173  
D700,238 S 2/2014 Slemp  
D706,348 S 6/2014 Inoue et al.  
D713,881 S \* 9/2014 Koch ..... D19/173

\* cited by examiner

*Primary Examiner* — Elizabeth Albert

(74) *Attorney, Agent, or Firm* — Wei Wei Jeang; Grable Martin Fulton PLLC

(57) **CLAIM**

The ornamental design for a writing instrument, as shown and described.

**DESCRIPTION**

FIG. 1 is a front elevational view of the writing instrument that forms our new design;

FIG. 2 is a rear elevational view thereof;

FIG. 3 is a right side elevational view thereof;

FIG. 4 is a left side elevational view thereof;

FIG. 5 is a right, front, top perspective view thereof;

FIG. 6 is a top plan view thereof;

FIG. 7 is a bottom plan view thereof; and,

FIG. 8 is another front elevational view thereof.

The broken lines showing the writing tip housing and writing tip are included for the purpose of showing portions of the writing instrument that form no part of the claimed design.

**1 Claim, 3 Drawing Sheets**

(56) **References Cited**

U.S. PATENT DOCUMENTS

D207,190 S \* 3/1967 Darst ..... D19/173  
D247,246 S \* 2/1978 Verona ..... D19/169  
D265,212 S 6/1982 Spiegel  
D396,058 S \* 7/1998 Schmidt ..... D19/174  
D400,580 S \* 11/1998 Schmidt ..... D19/173  
D400,582 S \* 11/1998 Schmidt ..... D19/174  
D420,046 S \* 2/2000 Meyer ..... D19/169  
D423,049 S \* 4/2000 Kohlhase ..... D19/169  
D433,705 S \* 11/2000 Kohlhase ..... D19/173  
D500,337 S \* 12/2004 Tsuchida ..... D19/134  
D508,714 S \* 8/2005 Koch ..... D19/121  
D545,367 S \* 6/2007 Ternovits ..... D19/173  
D546,884 S \* 7/2007 Ternovits ..... D19/176






FIG .1




FIG .2




FIG .3




FIG .4

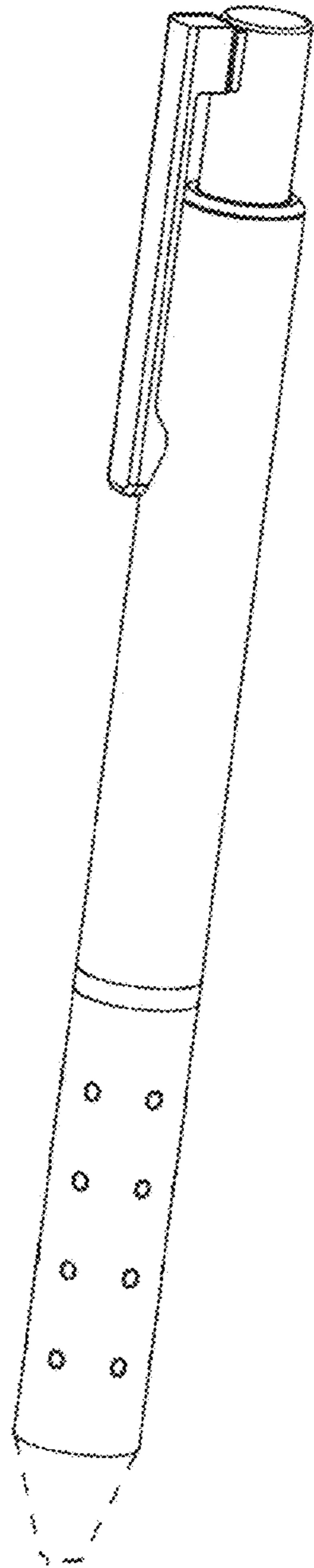


FIG .5




FIG .6



FIG .7




FIG .8