

US00D767022S

(12) **United States Design Patent** (10) **Patent No.:** **US D767,022 S**
Peters et al. (45) **Date of Patent:** **** Sep. 20, 2016**

(54) **GREETING CARD AND TRANSACTION CARD PRODUCT**

D482,723 S 11/2003 Grier
D493,829 S 8/2004 Foster
7,222,446 B2 5/2007 Foster
D569,902 S 5/2008 Chang et al.
7,584,558 B2 9/2009 Boyd et al.
D610,346 S 2/2010 Eriksen et al.
7,717,347 B2 5/2010 Boyd et al.
D622,763 S 8/2010 Lamm et al.
D632,330 S 2/2011 Qiao et al.

(71) Applicant: **TARGET BRANDS, INC.**,
Minneapolis, MN (US)

(72) Inventors: **Allan Peters**, Minneapolis, MN (US);
Sage C. Rider, St. Louis Park, MN
(US); **Ted C. Halbur**, Lino Lakes, MN
(US)

(Continued)

(73) Assignee: **Target Brands, Inc.**, Minneapolis, MN
(US)

(**) Term: **14 Years**

(21) Appl. No.: **29/525,981**

(22) Filed: **May 5, 2015**

OTHER PUBLICATIONS

Photographs of Greeting Card with Gift Card Secured Thereto
Publicly Available from Target Stores in 2004 (3 pages).

Primary Examiner — Abraham Bahta

(74) *Attorney, Agent, or Firm* — JoAnn M. Seaton; Griffiths
& Seaton PLLC

Related U.S. Application Data

(63) Continuation of application No. 29/506,470, filed on
Oct. 16, 2014.

(51) **LOC (10) Cl.** **19-01**

(52) **U.S. Cl.**
USPC **D19/1**

(58) **Field of Classification Search**

USPC D19/1-12; 40/124.01-124.15, 661,
40/726, 776, 1.5, 672, 617, 360, 625;
283/70, 72, 105, 56, 80-82, 61, 79,
283/97-98, 62, 117; D20/22, 27, 40; 281/2,
281/10, 12; 428/42.1; 235/380, 435, 382,
235/436, 449, 454, 462.1, 468-469;
229/92.8
CPC B42D 15/022; B42D 15/042; B42D 15/027;
B42D 15/045; B42D 25/29; B42D 25/00
See application file for complete search history.

(57) **CLAIM**

The ornamental design for a greeting card and transaction
card product, as shown and described.

DESCRIPTION

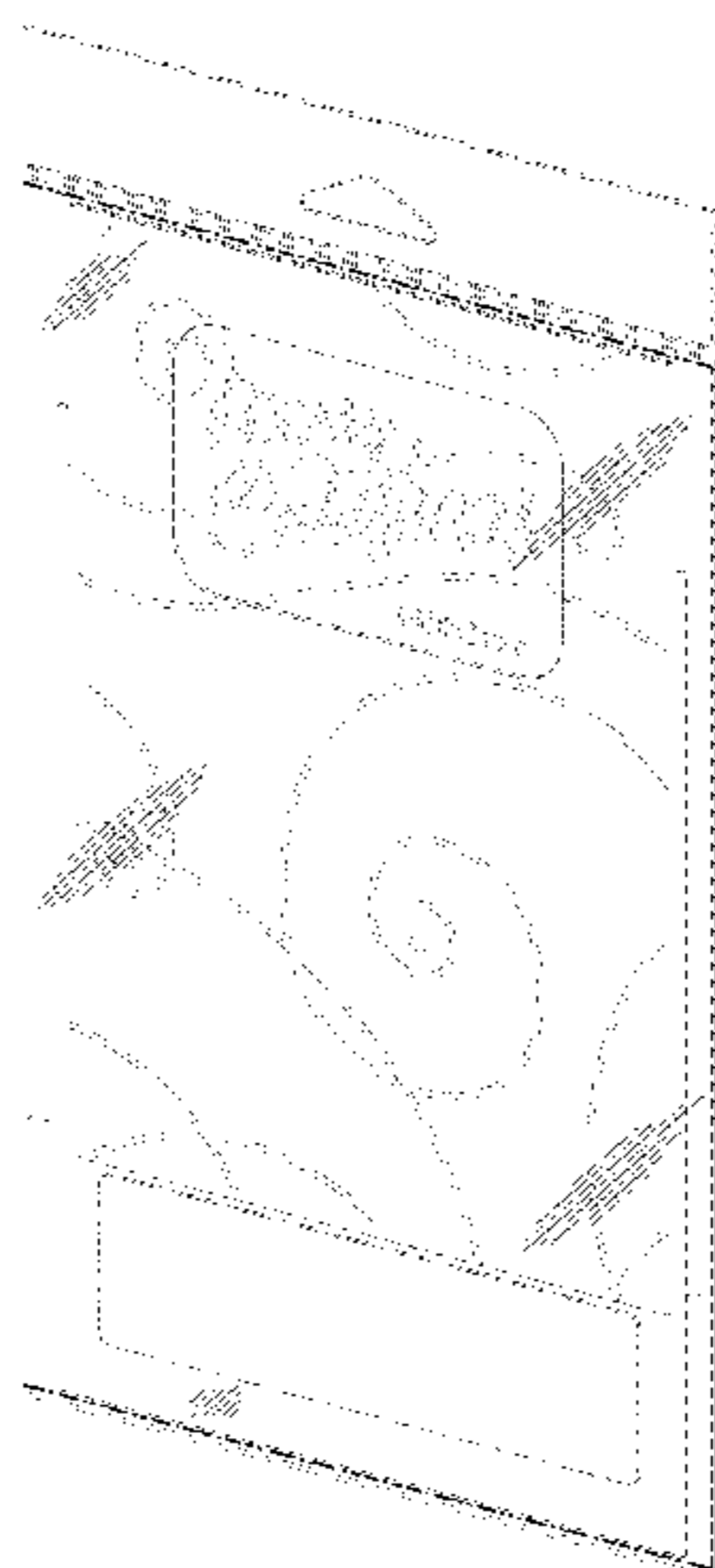
FIG. 1 is a front, perspective view of a greeting card and
transaction card product showing our new design;
FIG. 2 is a rear, perspective view thereof;
FIG. 3 is a front view thereof;
FIG. 4 is a rear view thereof;
FIG. 5 is a right side view thereof;
FIG. 6 is a left side view thereof;
FIG. 7 is a top view thereof; and,
FIG. 8 is a bottom view thereof.
The features shown in broken lines are portions of the
greeting card and transaction card product forming no part
of the claimed design. The features shown in long dash-short
dash bolded broken lines indicate the bounds of the claimed
design and otherwise form no part of the claimed design.

(56) **References Cited**

U.S. PATENT DOCUMENTS

D373,382 S 9/1996 Nielsen et al.
D432,570 S 10/2000 Donaldson

1 Claim, 6 Drawing Sheets



(56)

References Cited

U.S. PATENT DOCUMENTS

D632,734 S 2/2011 Qiao et al.
7,891,122 B2 2/2011 Lauer et al.
7,900,827 B2 3/2011 Albers et al.
D649,587 S 11/2011 Nemeth et al.
D656,230 S 3/2012 Robinson et al.
8,220,799 B2 7/2012 Pompei et al.
8,231,058 B2 7/2012 Eriksen et al.

D665,446 S 8/2012 Mayer et al.
8,397,407 B2 3/2013 Lauer et al.
8,478,647 B2 7/2013 Albrecht et al.
D690,767 S 10/2013 Lindley
8,544,757 B2 10/2013 Stahl et al.
8,550,463 B2 10/2013 Pompei et al.
D695,340 S 12/2013 Shlonsky et al.
8,701,987 B2 4/2014 Albers et al.
D731,587 S * 6/2015 Peters D19/1
2002/0143697 A1 10/2002 Gotfried

* cited by examiner



FIG. 1

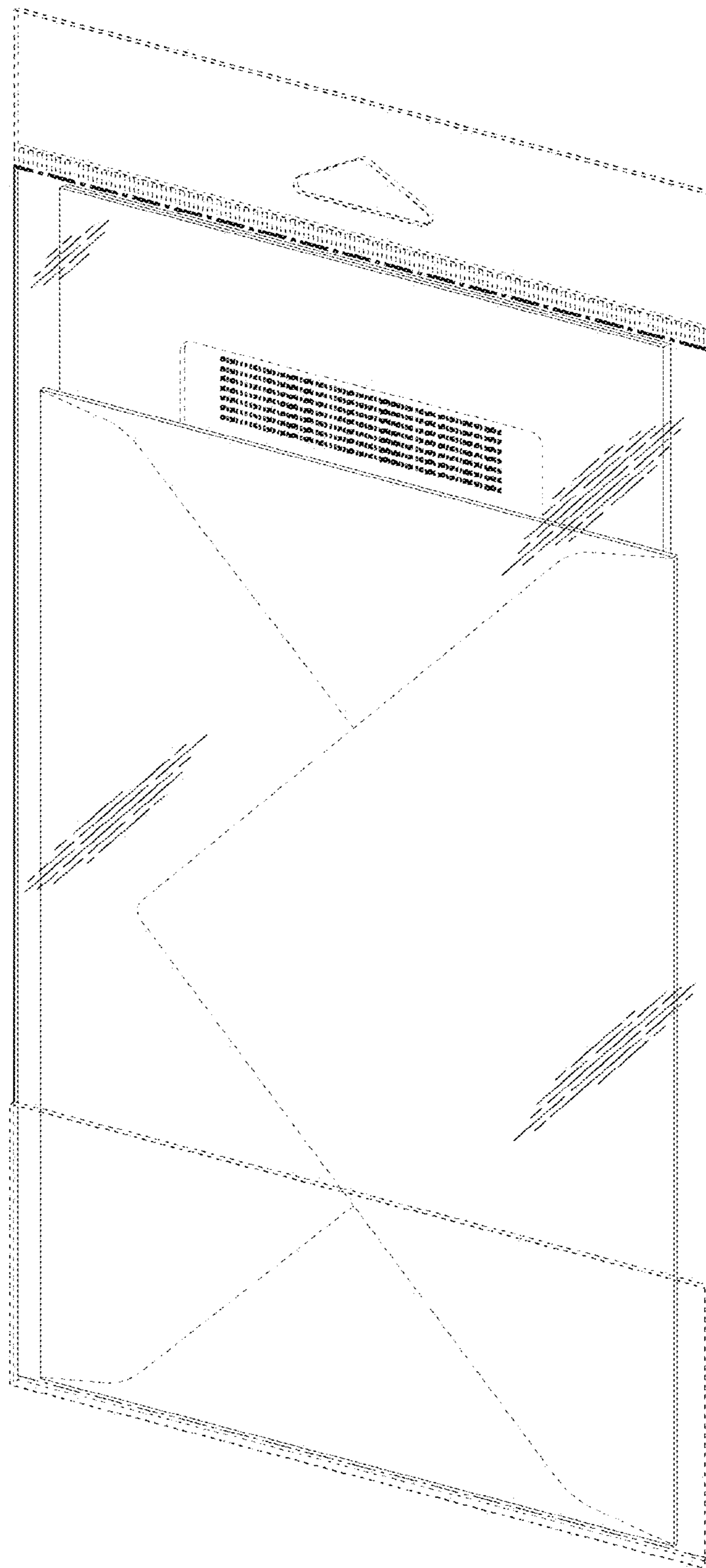


FIG. 2



FIG. 3

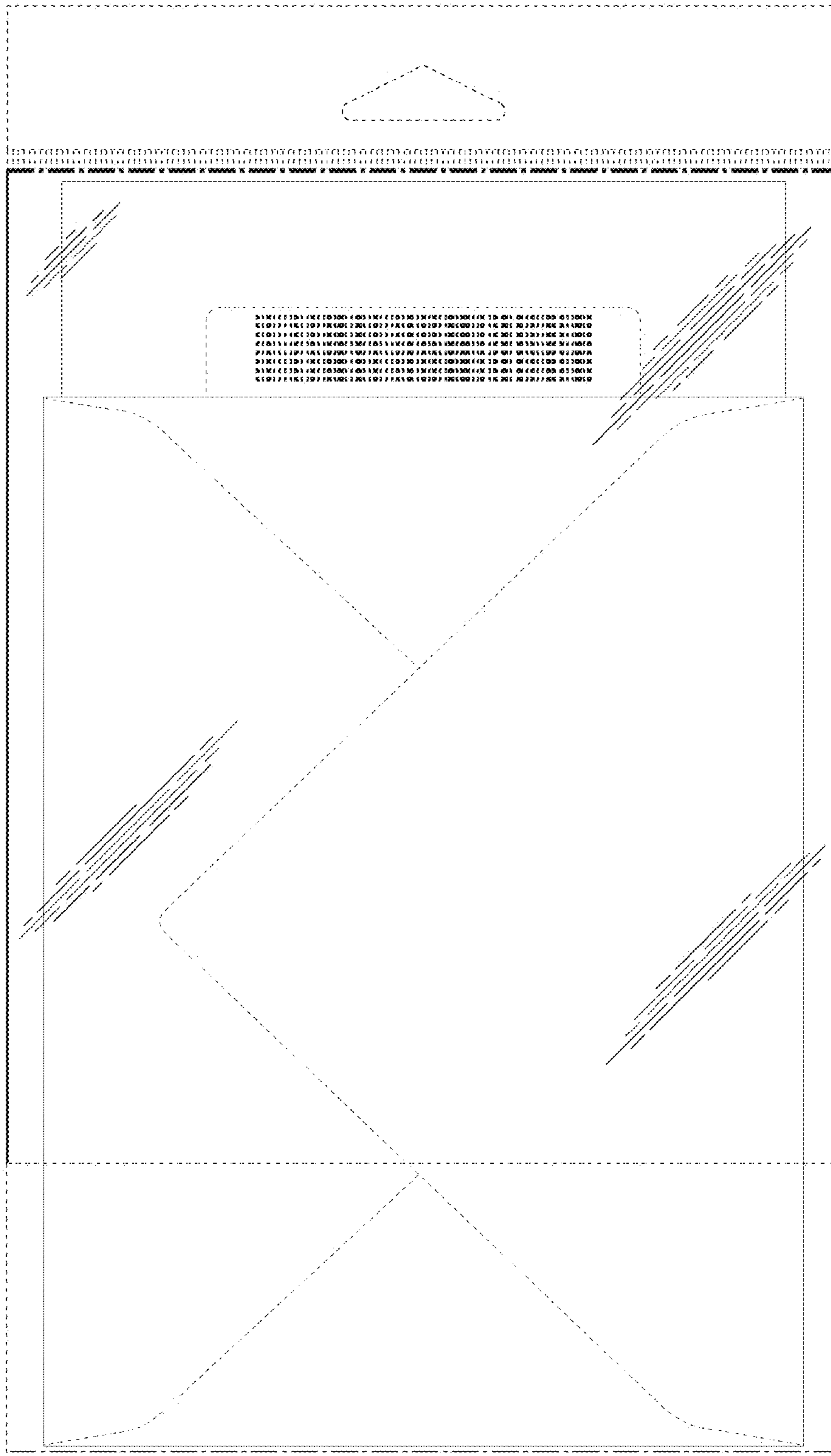


FIG. 4



FIG. 5

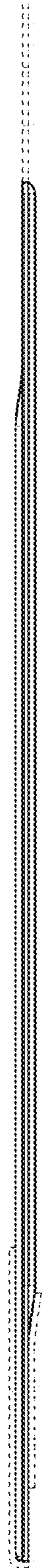


FIG. 6




FIG. 7




FIG. 8