



US00D767016S

(12) **United States Design Patent** (10) **Patent No.:** **US D767,016 S**  
**Tatsumi** (45) **Date of Patent:** **\*\* Sep. 20, 2016**

(54) <b>ELECTRIC VIOLIN</b>	4,867,029 A * 9/1989 Lorenzen ..... G10D 3/12 84/277
(71) Applicant: <b>YAMAHA CORPORATION,</b> Hamamatsu-shi, Shizuoka (JP)	D393,868 S * 4/1998 Welling ..... 84/274 D403,013 S * 12/1998 Honda ..... D17/17 6,177,622 B1 * 1/2001 Green ..... G10D 1/02 84/274
(72) Inventor: <b>Keizo Tatsumi,</b> Hamamatsu (JP)	D441,004 S * 4/2001 Kondo ..... D17/14 D530,733 S * 10/2006 Bartig ..... D17/17
(73) Assignee: <b>YAMAHA CORPORATION,</b> Shizuoka (JP)	D607,486 S * 1/2010 Kwak ..... D17/17 D664,188 S * 7/2012 Keizo ..... D17/20 D688,299 S * 8/2013 Davies ..... D17/17

(\*\*) Term: **14 Years**

(21) Appl. No.: **29/521,508**

(22) Filed: **Mar. 24, 2015**

(30) **Foreign Application Priority Data**

Oct. 3, 2014 (JP) ..... 2014-022143

(51) **LOC (10) Cl.** ..... **17-03**

(52) **U.S. Cl.**  
USPC ..... **D17/17**

(58) **Field of Classification Search**  
USPC ..... D17/14, 16, 17, 18, 19, 20, 21, 24, 99;  
84/274, 277; 984/100, 101, 102, 103,  
984/104  
CPC ..... G10D 1/00; G10D 1/02; G10D 1/04;  
G10D 1/06  
See application file for complete search history.

(56) **References Cited**

**U.S. PATENT DOCUMENTS**

D212,645 S \* 11/1968 Garvey ..... D17/99  
D270,255 S \* 8/1983 Saidat ..... D17/17

\* cited by examiner

*Primary Examiner* — Manpreet Matharu

*Assistant Examiner* — Lisa A Grabenstetter

(74) *Attorney, Agent, or Firm* — Sughrue Mion, PLLC

(57) **CLAIM**

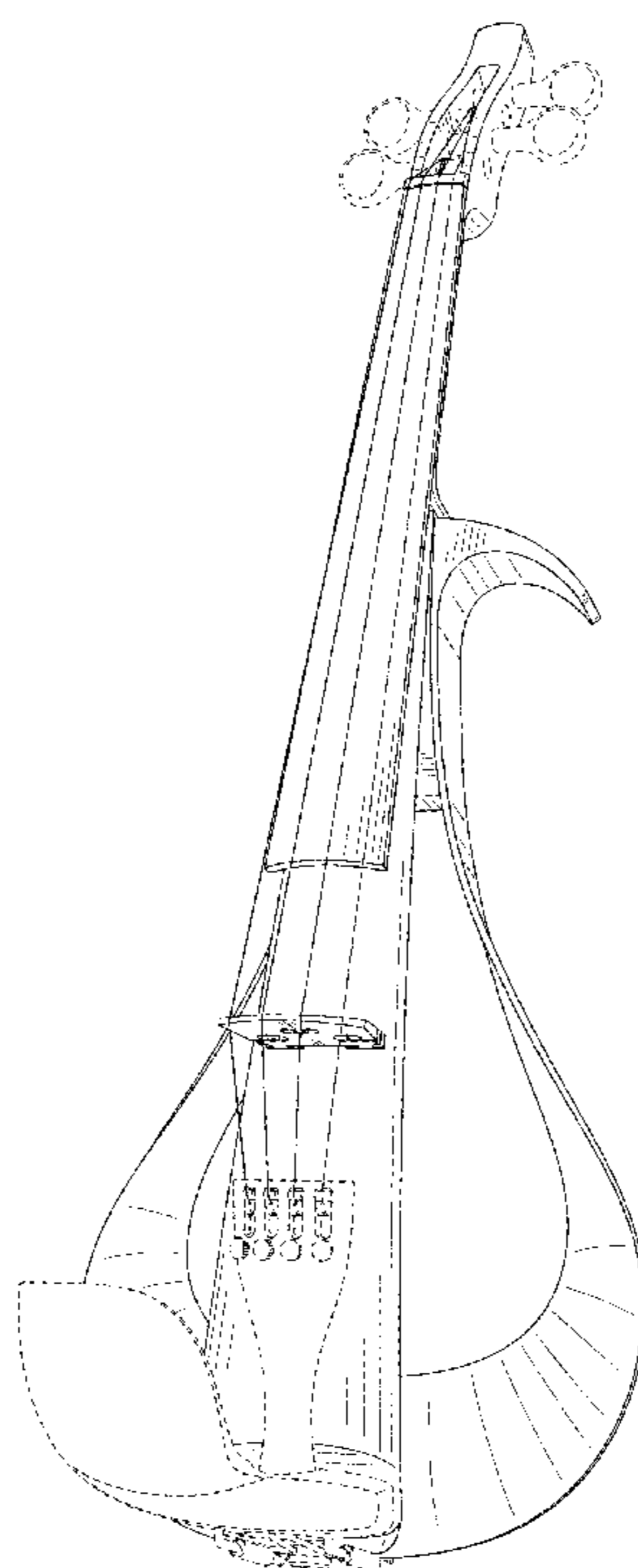
The ornamental design for an electric violin, as shown and described.

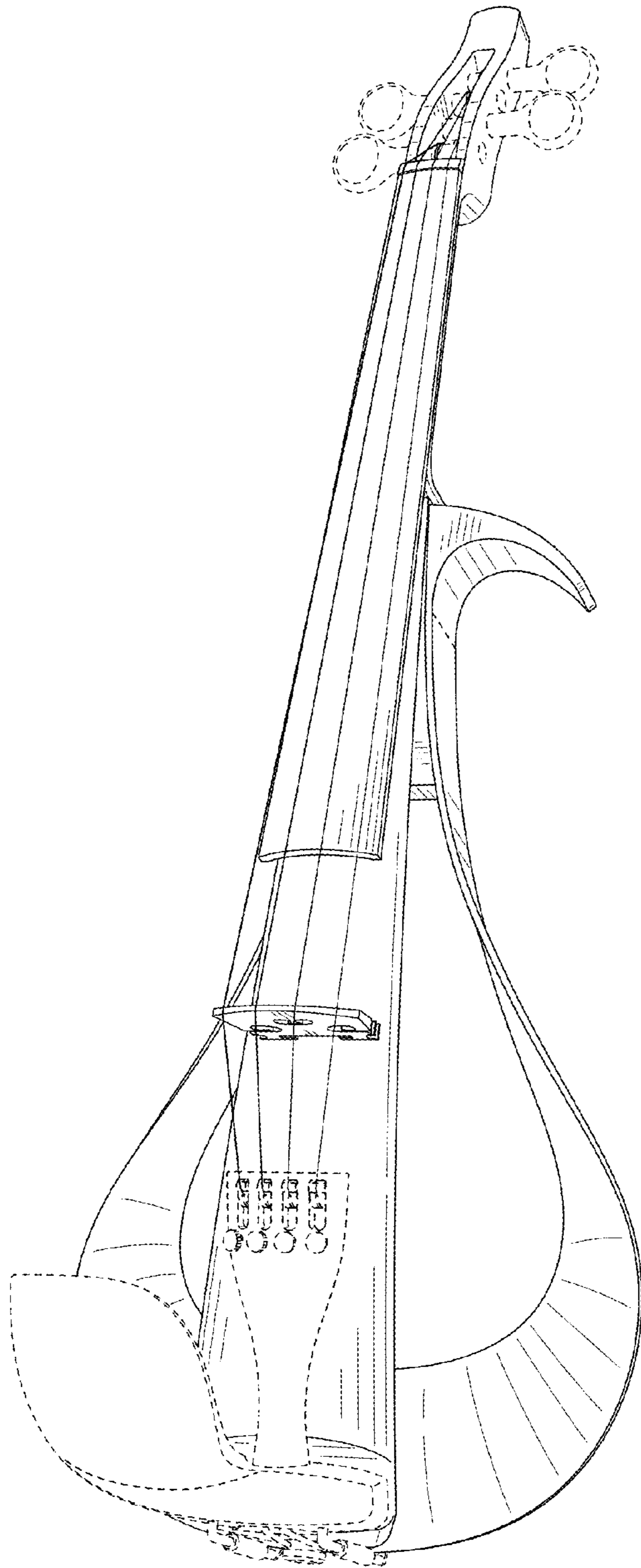
**DESCRIPTION**

FIG. 1 is a front, top and right side perspective view of an electric violin showing my new design;  
FIG. 2 is a front view thereof;  
FIG. 3 is a rear view thereof;  
FIG. 4 is a left side view thereof;  
FIG. 5 is a right side view thereof;  
FIG. 6 is a top plan view thereof; and,  
FIG. 7 is a bottom view thereof.

The broken line that appears on the upper, right side of the electric violin body in FIGS. 1, 3, and 5 represents an unclaimed cut line and forms no part of the claimed design.

**1 Claim, 4 Drawing Sheets**





**FIG. 1**

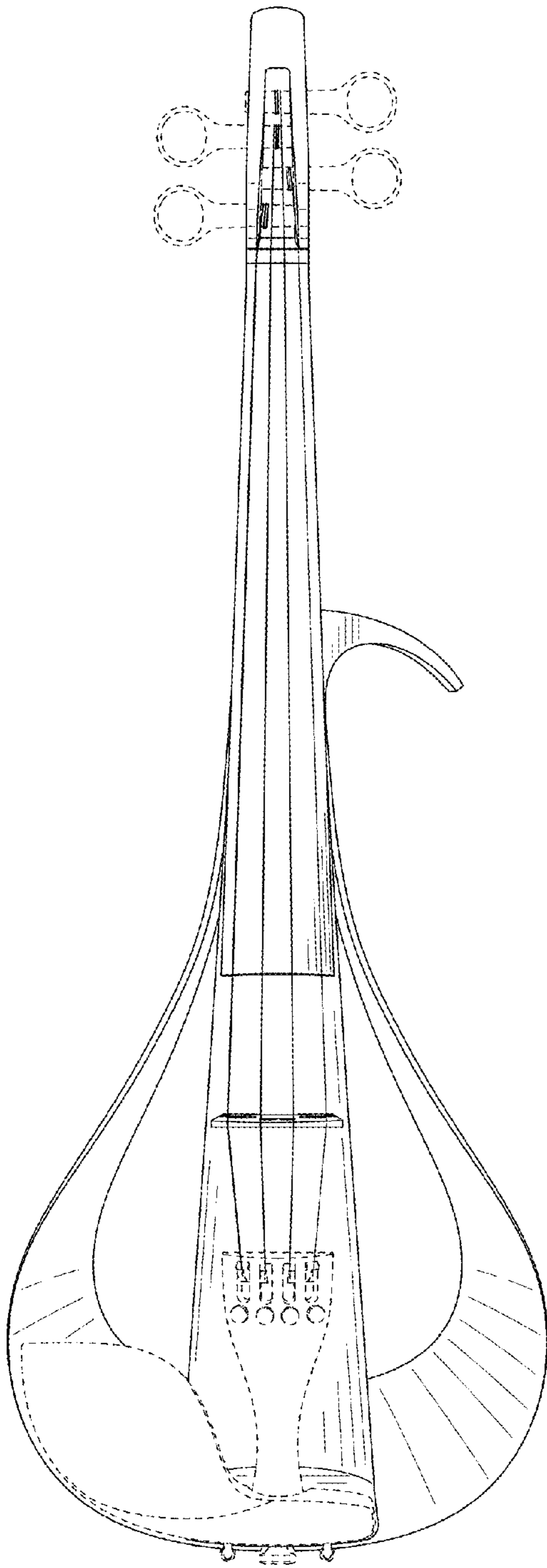


FIG. 2

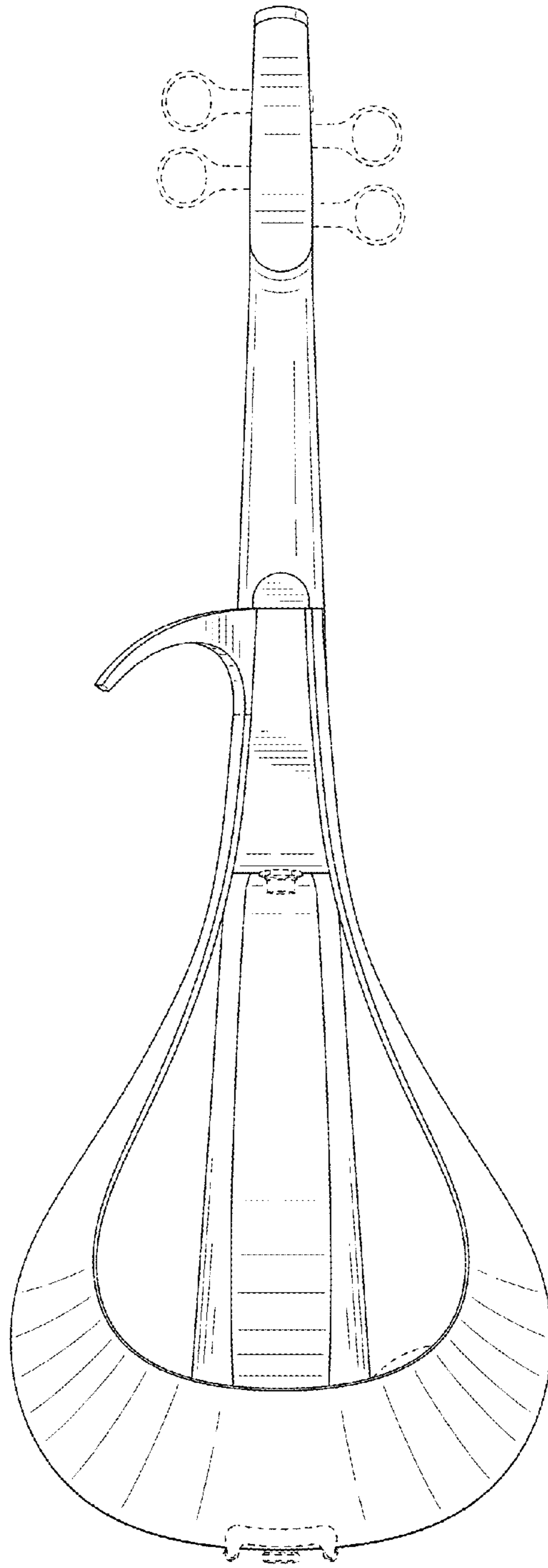


FIG. 3

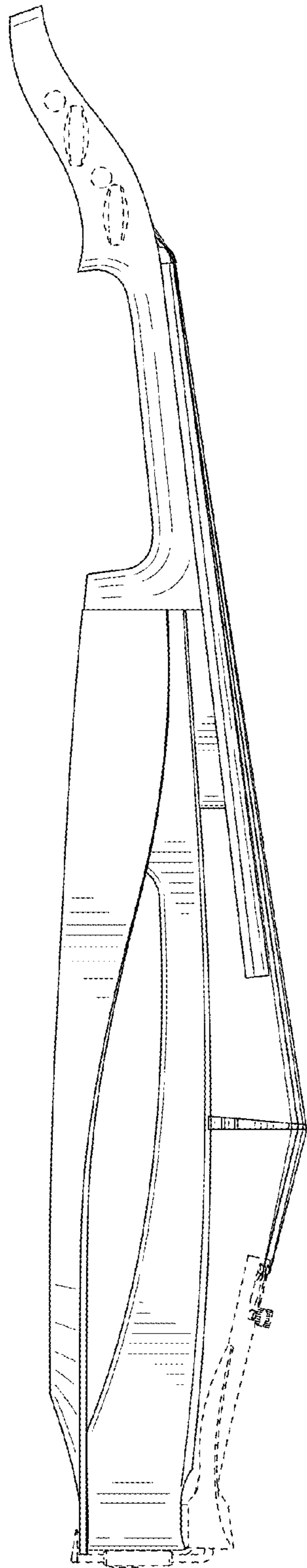


FIG. 4

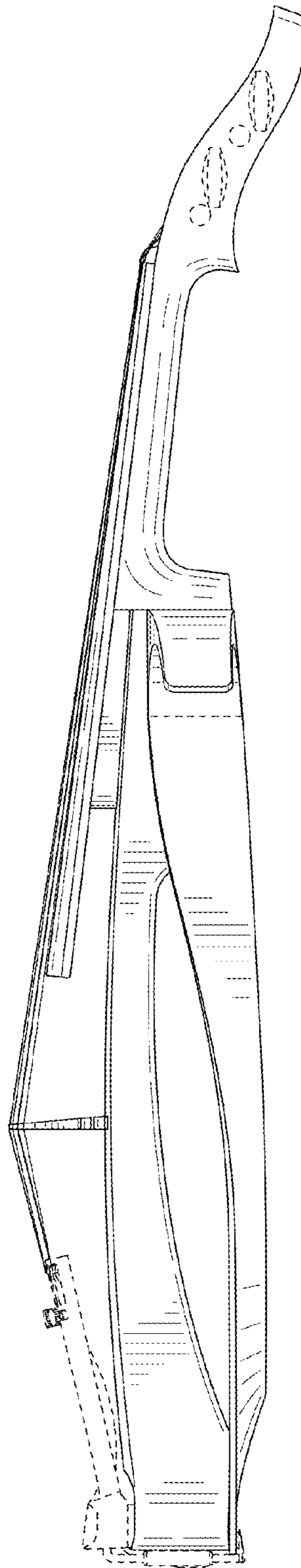
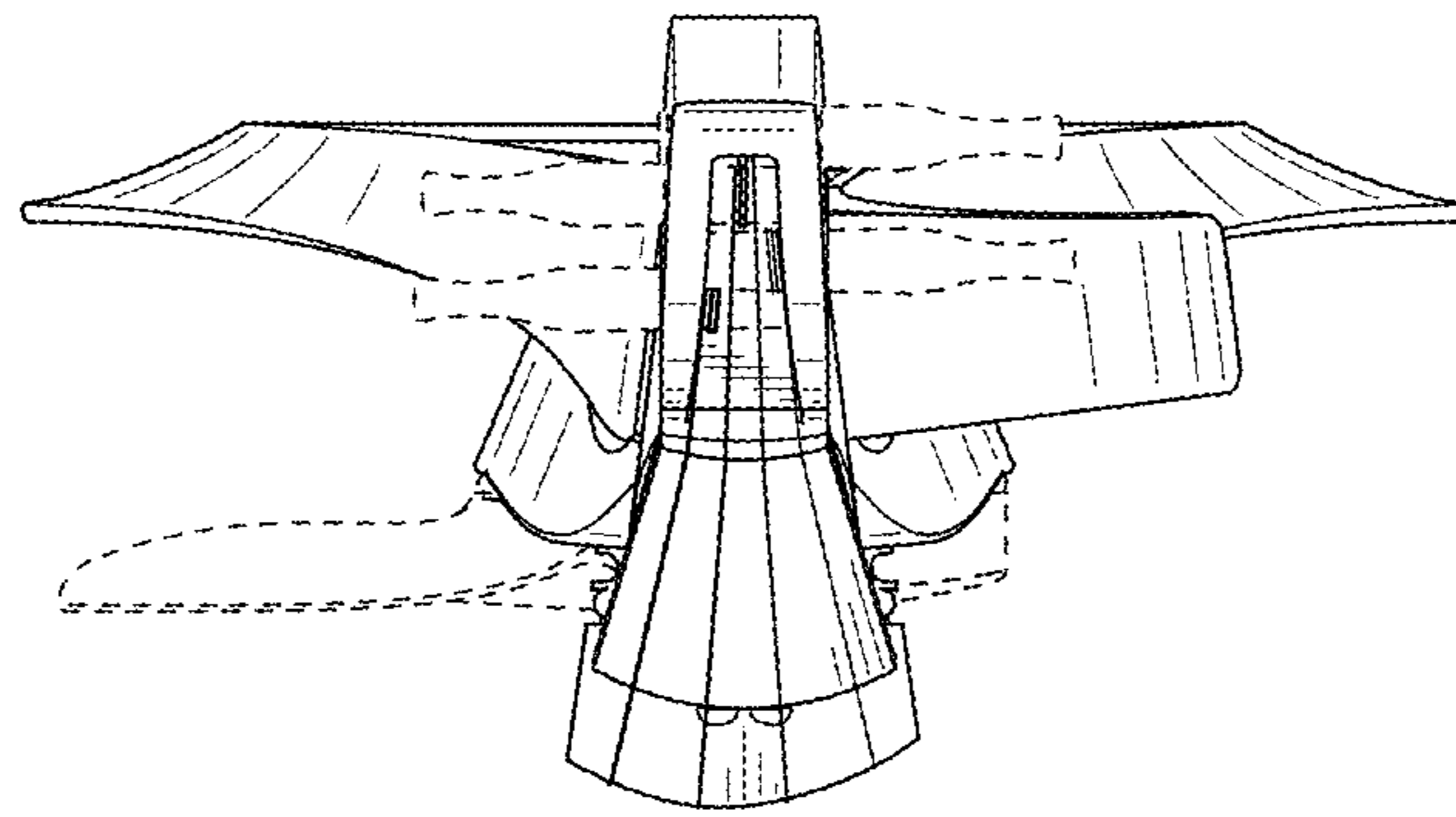
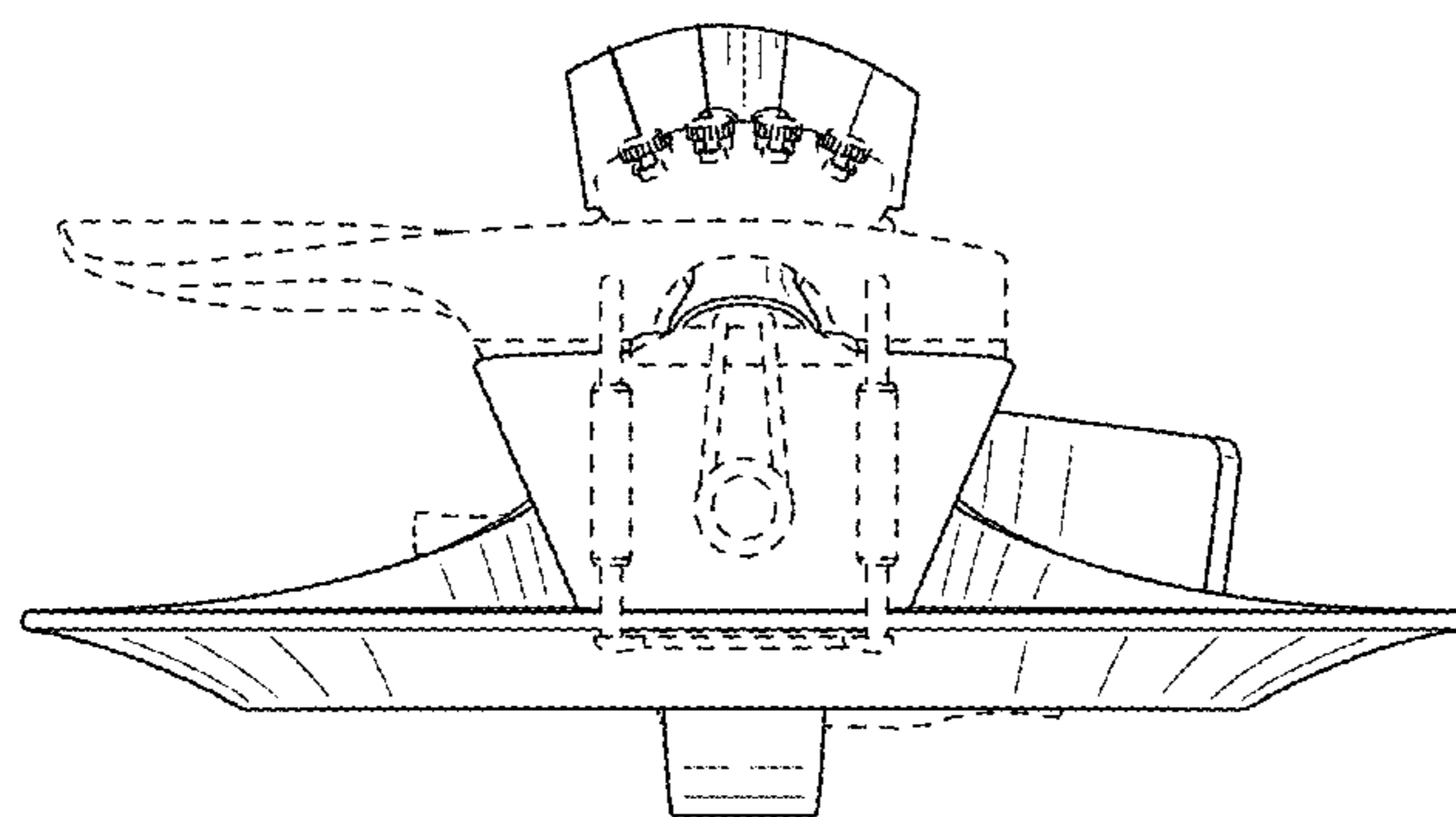


FIG. 5



**FIG. 6**



**FIG. 7**