

US00D767008S

(12) **United States Design Patent** (10) **Patent No.:** **US D767,008 S**
Thixton (45) **Date of Patent:** **** Sep. 20, 2016**

(54) **EYEGLASS COMPONENT**
(71) Applicant: **Oakley, Inc.**, Foothill Ranch, CA (US)
(72) Inventor: **Lek Haagen Thixton**, Eastsound, WA (US)
(73) Assignee: **Oakley, Inc.**, Foothill Ranch, CA (US)
(**) Term: **15 Years**
(21) Appl. No.: **29/543,961**
(22) Filed: **Oct. 29, 2015**
(51) **LOC (10) Cl.** **16-06**
(52) **U.S. Cl.**
USPC **D16/101; D16/314**
(58) **Field of Classification Search**
USPC D16/101, 300-342, 900; D29/109-110;
351/41, 44, 51-52, 62, 158, 92,
351/103-123, 140-153, 63, 59, 45-48;
2/426-432, 447-449, 441, 434-437,
2/440, 442, 13, 15; D21/483, 659-661;
D14/372
CPC G02C 2200/08; G02C 1/06; G02C 5/14;
G02C 5/16; G02C 11/02; A61M 2021/0044;
A61M 11/02; A61M 11/04; A63B 33/002
See application file for complete search history.

D365,357 S 12/1995 Jannard et al.
D374,448 S * 10/1996 Yee D16/101
D376,163 S * 12/1996 Jannard D16/101
D397,132 S * 8/1998 Yee D16/314
D401,607 S 11/1998 Miniutti
D458,624 S 6/2002 Soper
D505,150 S 5/2005 Yee et al.
D508,515 S 8/2005 Yee et al.
D513,025 S * 12/2005 Canavan D16/101
D513,761 S 1/2006 Yee et al.
D560,248 S 1/2008 Fuchs
D568,917 S 5/2008 Yee
D588,627 S * 3/2009 Yee D16/314
D599,835 S 9/2009 Yee
D622,302 S 8/2010 Yee

(Continued)

OTHER PUBLICATIONS

U.S. Appl. No. 29/543,951, filed Oct. 29, 2015, Uhm.
(Continued)

Primary Examiner — Raphael Barkai
(74) *Attorney, Agent, or Firm* — Knobbe Martens Olson & Bear, LLP

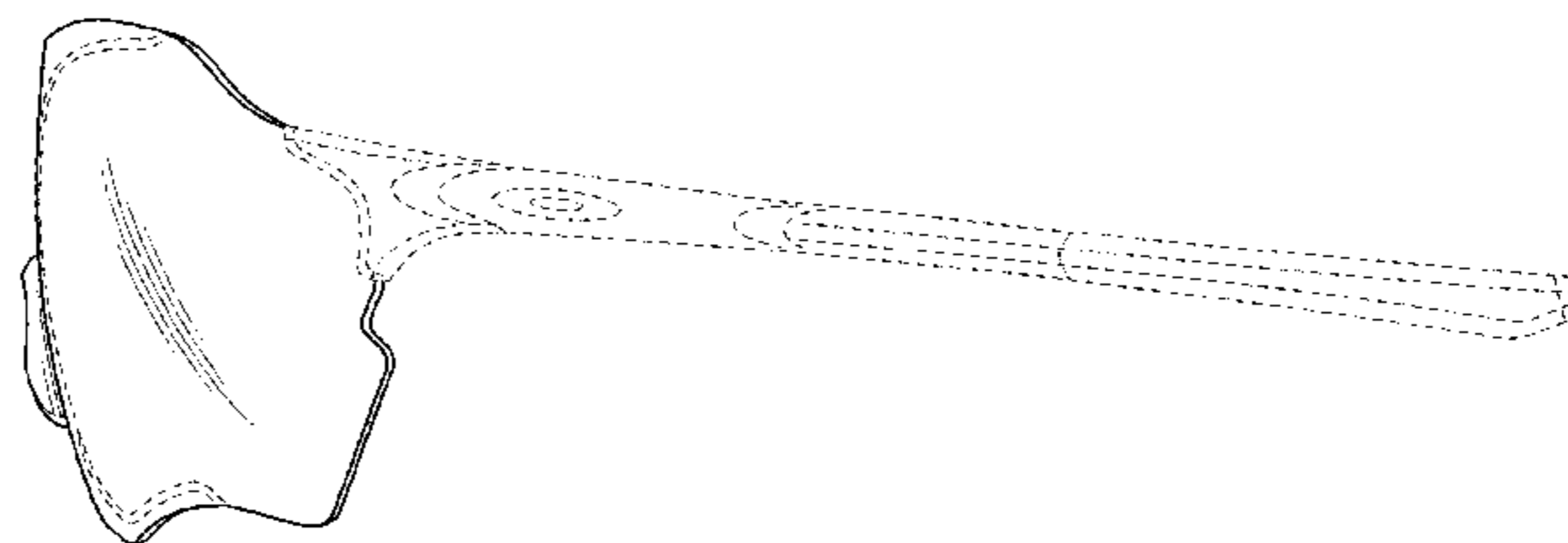
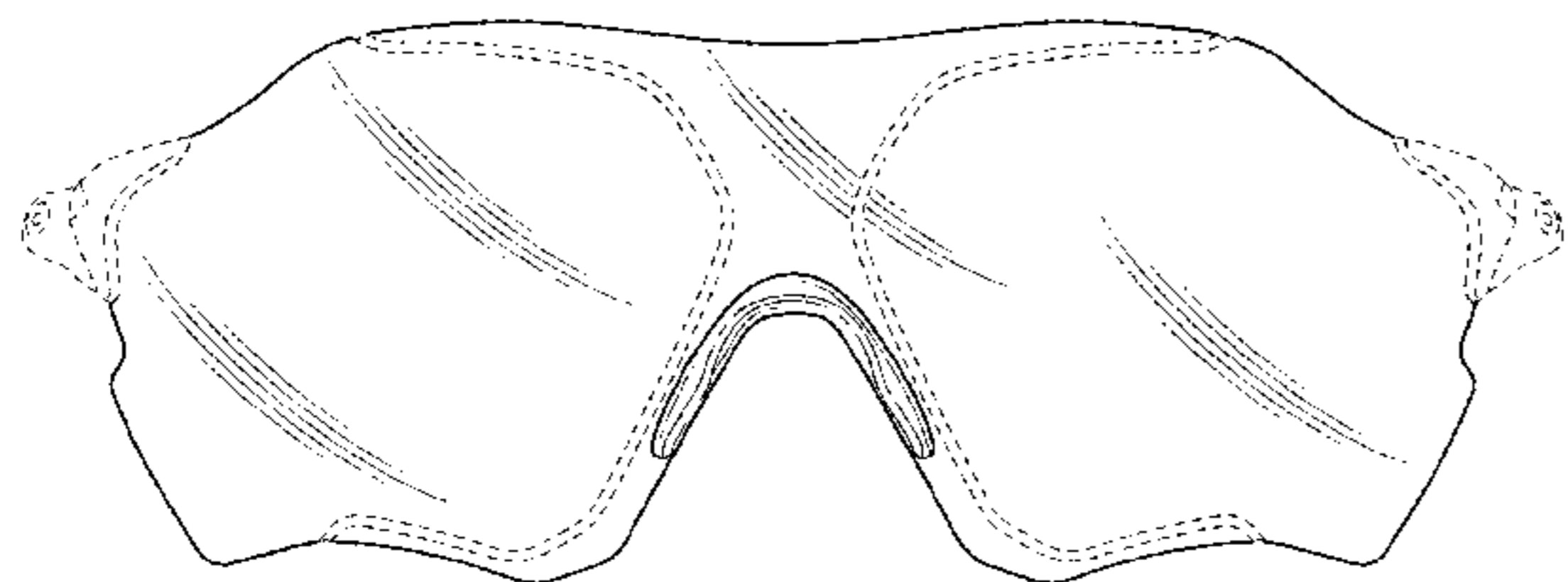
(57) **CLAIM**
The ornamental design for an eyeglass component, as shown and described.

DESCRIPTION

FIG. 1 is a front perspective view of an eyeglass component showing an embodiment of the new design; FIG. 2 is a front elevational view thereof; FIG. 3 is a rear elevational view thereof; FIG. 4 is a left side elevational view thereof, the right side elevational view being a mirror image thereof; FIG. 5 is a top plan view thereof; and, FIG. 6 is a bottom plan view thereof. The broken lines in the Figures show portions of the eyeglass which form no part of the claimed design.

1 Claim, 4 Drawing Sheets

(56) **References Cited**
U.S. PATENT DOCUMENTS
2,192,092 A 2/1940 Miller
2,288,423 A 6/1942 Root
D163,869 S 7/1951 Hinman
D323,333 S 1/1992 Jannard et al.
D335,887 S 5/1993 Jannard
D336,908 S 6/1993 Jannard
D342,959 S 1/1994 Jannard et al.
D350,145 S * 8/1994 Yamamoto D16/314
D358,828 S * 5/1995 Jannard D16/101
D359,971 S 7/1995 Jannard



US D767,008 S

Page 2

(56)

References Cited

U.S. PATENT DOCUMENTS

D629,036 S 12/2010 Yee et al.
D653,697 S * 2/2012 Taylor D16/314
D659,180 S * 5/2012 Moritz D16/314
D683,784 S * 6/2013 Miera D16/314
D728,002 S * 4/2015 Uhm D16/314

D729,305 S 5/2015 Garfias
D746,355 S * 12/2015 Uhm D16/314

OTHER PUBLICATIONS

U.S. Appl. No. 29/543,973, filed Oct. 29, 2015, Thixton.

* cited by examiner

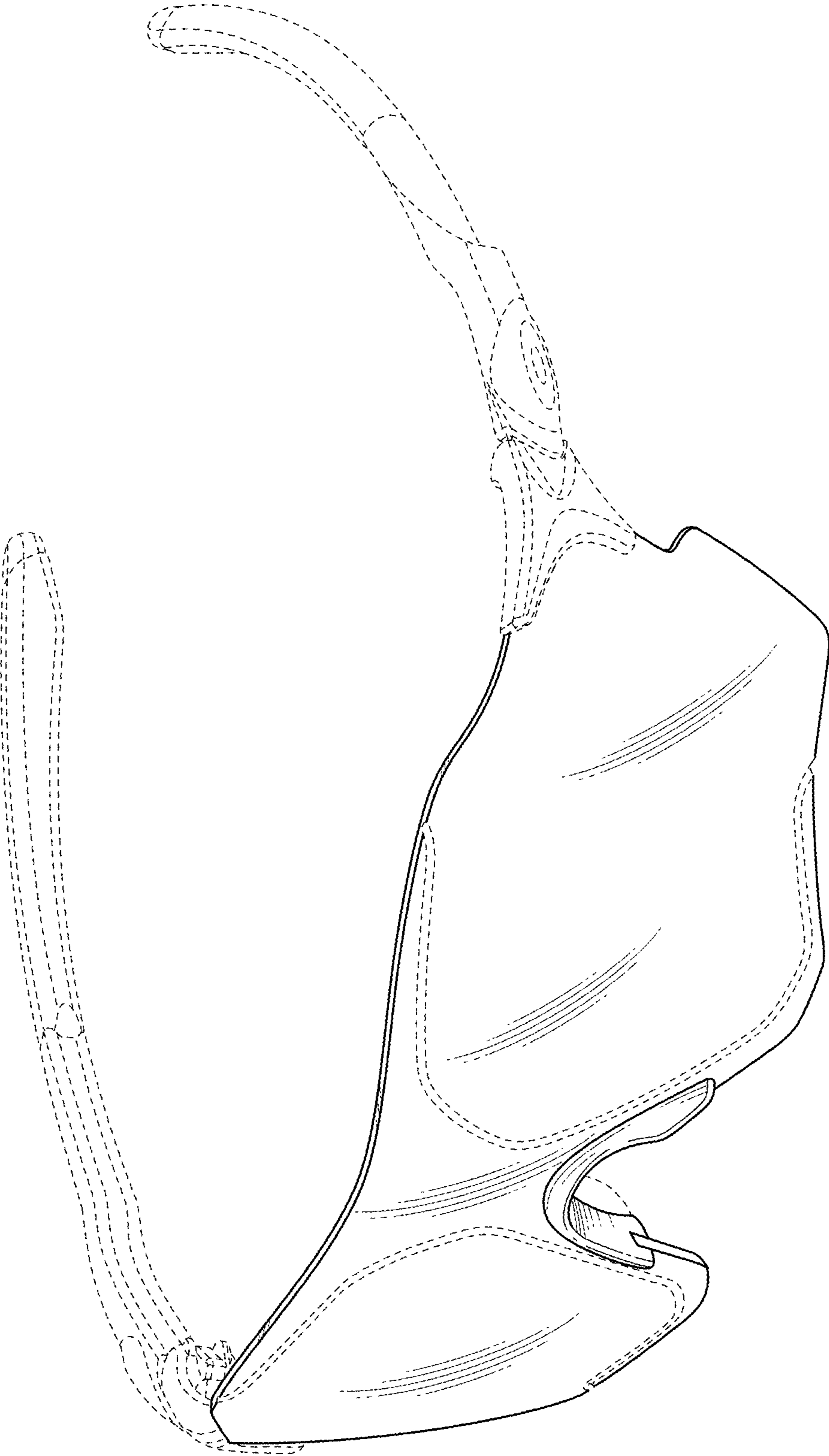


FIG. 1

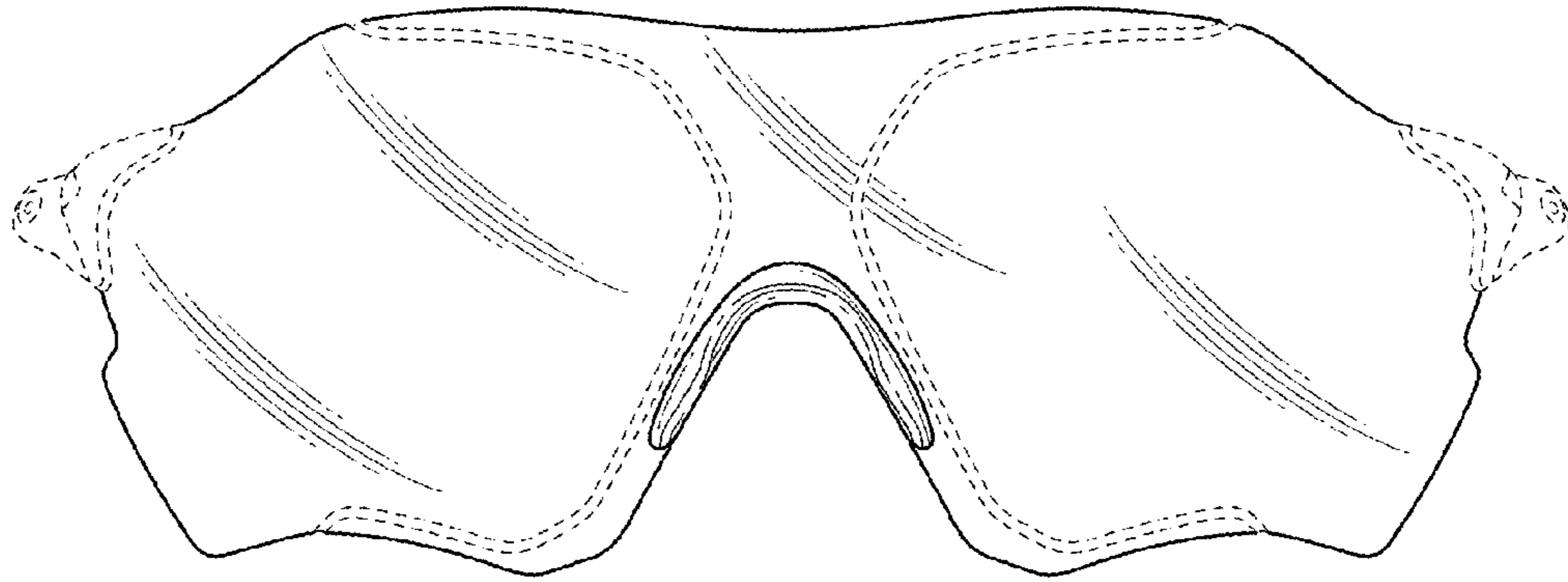


FIG. 2

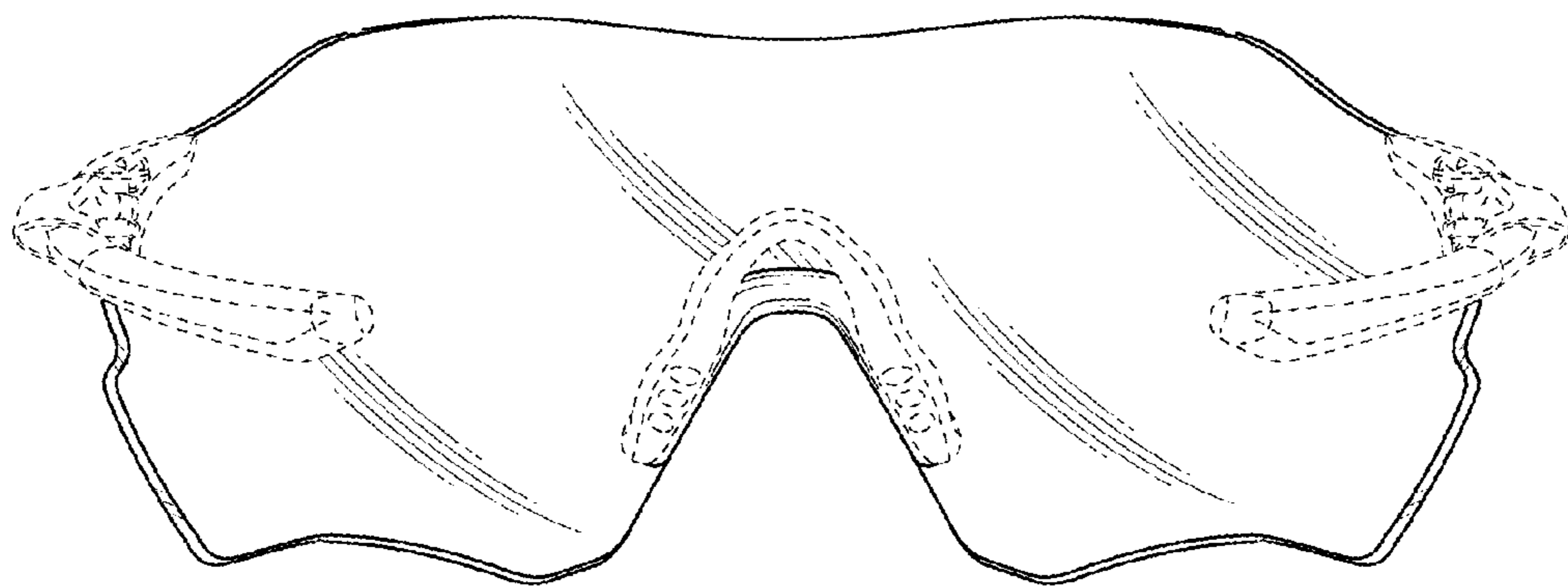


FIG. 3

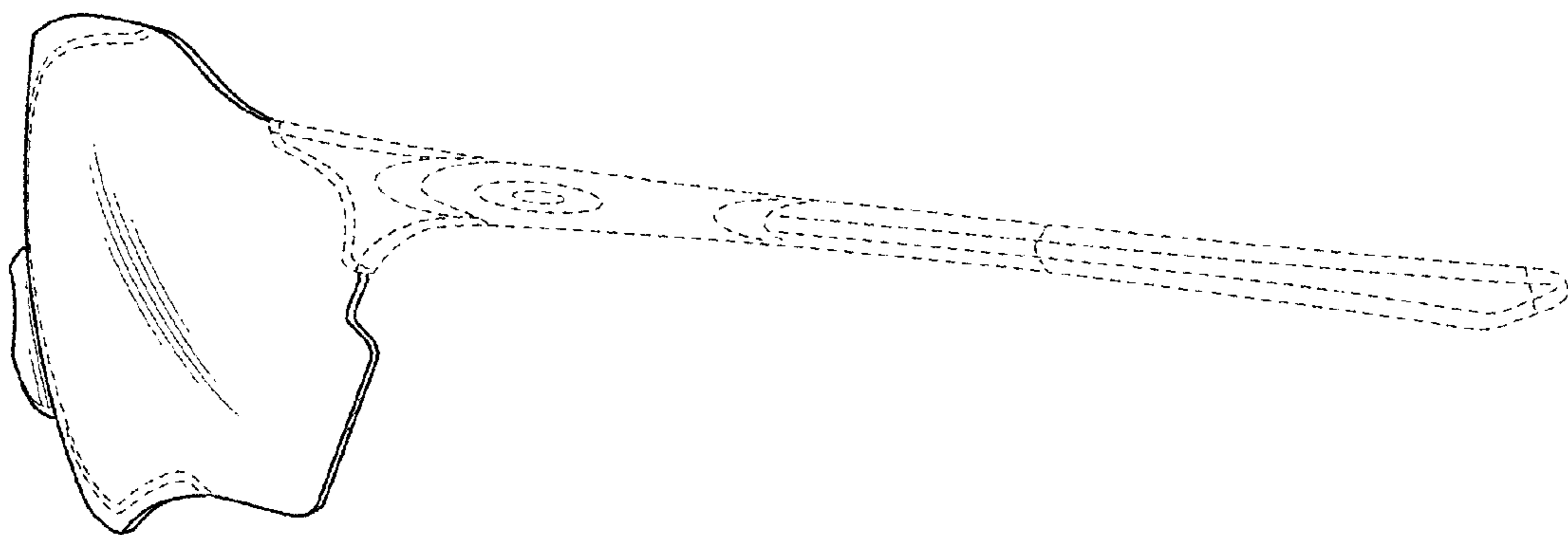


FIG. 4

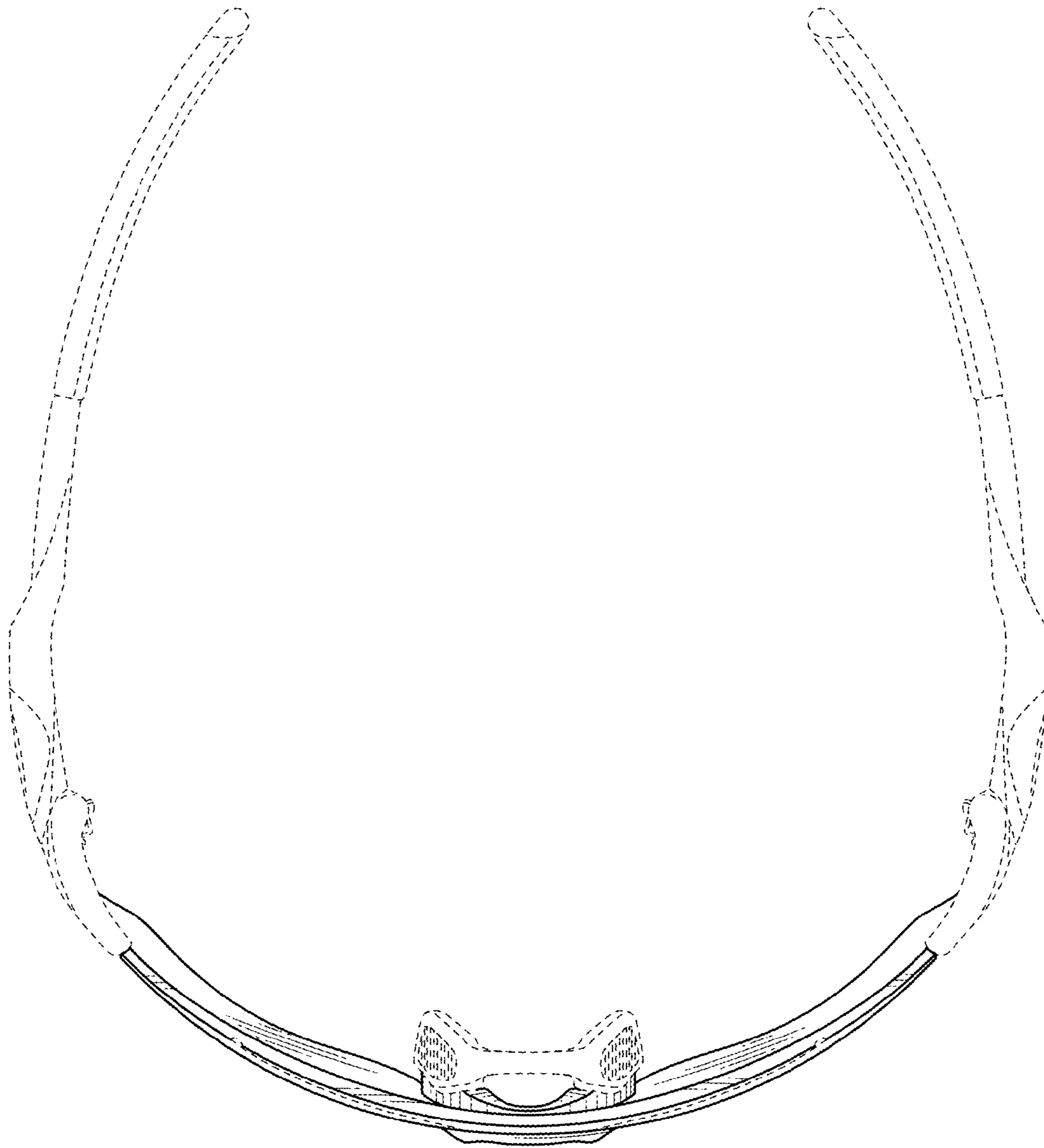


FIG. 5

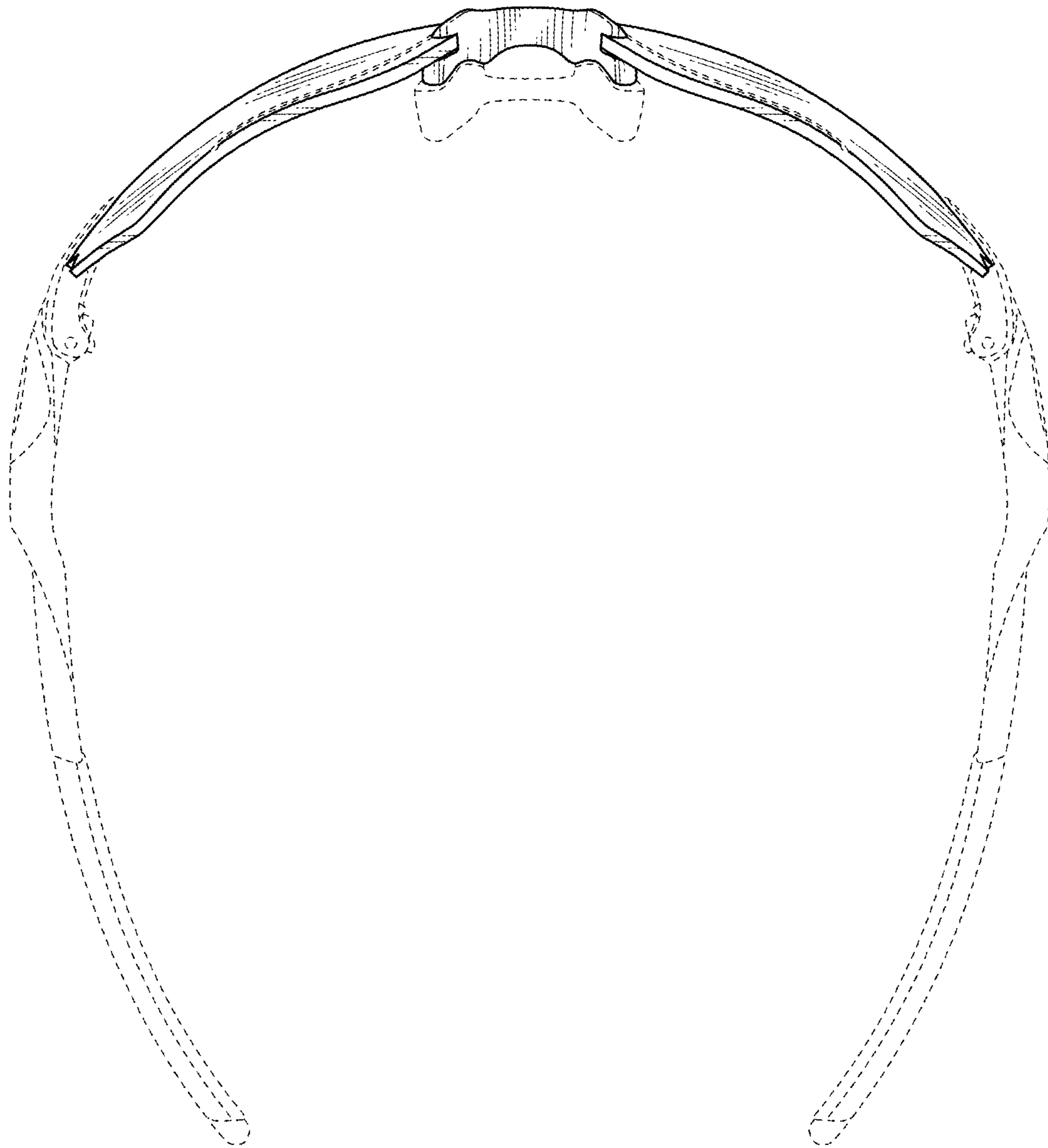


FIG. 6