



US00D766985S

(12) **United States Design Patent**  
**Chatterjee et al.**

(10) **Patent No.:** **US D766,985 S**

(45) **Date of Patent:** **\*\* Sep. 20, 2016**

(54) **ELECTRONIC HOUSING**

(71) Applicant: **Microsoft Corporation**, Redmond, WA (US)

(72) Inventors: **Monique Chatterjee**, Seattle, WA (US); **Austin Rand Porter**, Seattle, WA (US); **William Bennett Mabry**, Seattle, WA (US); **Jordan Patrick Evans**, Seattle, WA (US); **Richard Thomas Hanks**, Seattle, WA (US); **Ryan Curtis Clark**, Maple Valley, WA (US)

(73) Assignee: **Microsoft Corporation**, Redmond, WA (US)

(\*\*) Term: **15 Years**

(21) Appl. No.: **29/535,174**

(22) Filed: **Aug. 4, 2015**

(51) **LOC (10) Cl.** ..... **14-03**

(52) **U.S. Cl.**  
USPC ..... **D14/496**; D21/333

(58) **Field of Classification Search**  
USPC ..... D14/496, 401, 435, 474, 483, 217, 137, D14/138, 160, 168, 356, 203.1–203.8, 507; 345/156, 169, 173–179, 905; 715/727–729, 864; 710/1, 5, 8; 713/1, 713/600; 455/1.1, 1.7, 73, 344–347, 93, 95, 455/3.01–3.06, 550.1, 573.1; 370/342–344; 369/1, 2, 6–12; 463/43–47, 29–35; 273/148 B; D21/324–333  
CPC ..... A63F 13/02; A63F 13/12; A63F 9/24; A63F 9/02; A63F 11/00; A63F 71/00; G06F 3/02; G09G 5/00; G06G 3/033  
See application file for complete search history.

(56) **References Cited**

U.S. PATENT DOCUMENTS

5,379,057 A \* 1/1995 Clough ..... G06F 1/1626 345/173  
5,914,707 A \* 6/1999 Kono ..... G06K 19/08 345/173

D452,282 S \* 12/2001 Stewart ..... D21/333  
D452,534 S 12/2001 Stewart et al.  
6,930,600 B1 \* 8/2005 Hsieh ..... B42D 15/022 340/384.1  
6,941,707 B2 \* 9/2005 Sigmund ..... E04D 13/152 52/302.1

(Continued)

OTHER PUBLICATIONS

Nintendo NES [online], [retrieved on May 14, 2013]. Retrieved from Internet, [http://gamesdbase.com/system-nintendo\\_nes.aspx](http://gamesdbase.com/system-nintendo_nes.aspx).

(Continued)

*Primary Examiner* — Prabhakar Deshmukh

(74) *Attorney, Agent, or Firm* — Banner & Witcoff, Ltd.

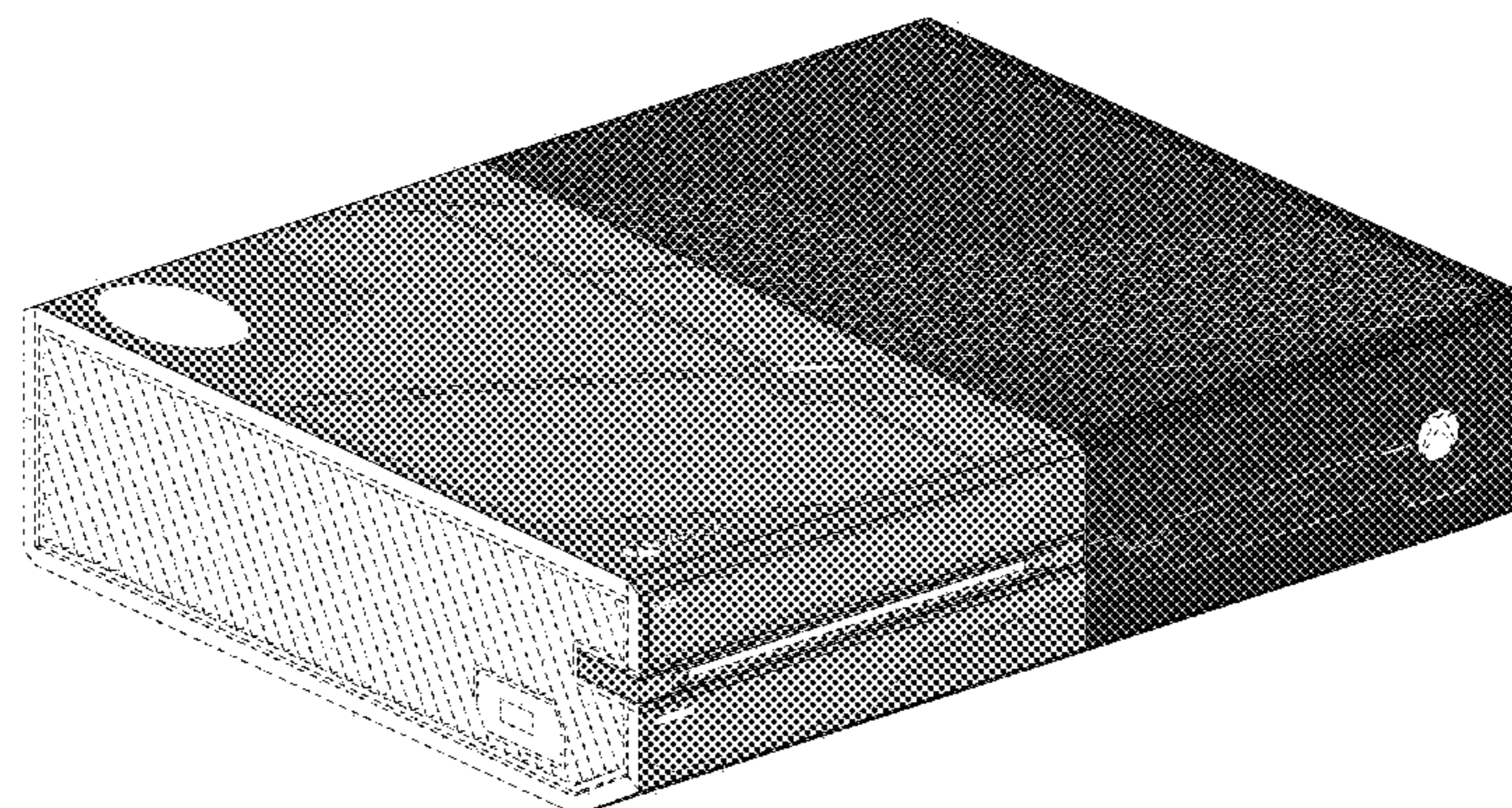
(57) **CLAIM**

The ornamental design for an electronic housing, as shown and described.

**DESCRIPTION**

The patent or application file contains at least one drawing executed in color. Copies of this patent or patent application publication with color drawing(s) will be provided by the Office upon request and payment of the necessary fee. FIG. 1 is a perspective front view of an electronic housing showing our new design; FIG. 2 is a top view thereof; FIG. 3 is a front view thereof; FIG. 4 is a rear view thereof; FIG. 5 is a left side view thereof; FIG. 6 is a right side view thereof; and, FIG. 7 is a bottom view thereof. The broken line showing of the remainder of the electronic housing in FIGS. 1-7 is for environmental purposes only and forms no part of the claimed design.

**1 Claim, 5 Drawing Sheets**  
**(4 of 5 Drawing Sheet(s) Filed in Color)**



(56)

**References Cited**

U.S. PATENT DOCUMENTS

7,090,582 B2 \* 8/2006 Danieli ..... A63F 13/12  
463/35  
D567,297 S 4/2008 Del Castillo et al.  
D568,276 S 5/2008 Ikeda et al.  
D620,028 S \* 7/2010 Kim ..... D14/125  
D647,918 S \* 11/2011 Ledbetter ..... D14/203.3  
D657,788 S 4/2012 Ledbetter et al.  
D665,424 S \* 8/2012 Ledbetter ..... D14/203.3  
D700,246 S \* 2/2014 Jacobs ..... D14/496  
D705,361 S 5/2014 Jacobs et al.

D705,869 S \* 5/2014 Jacobs ..... D14/496  
D705,870 S 5/2014 Jacobs et al.  
D705,871 S 5/2014 Jacobs et al.  
D709,133 S \* 7/2014 Jacobs ..... D14/496  
D709,959 S 7/2014 Jacobs et al.

OTHER PUBLICATIONS

Way Back Machine [online], [retrieved Jan. 16, 2013]. Retrieved from Internet, <http://web.archive.org/web/20130116120917/http://www.klipsch.com/gallery-g17-air>.

\* cited by examiner

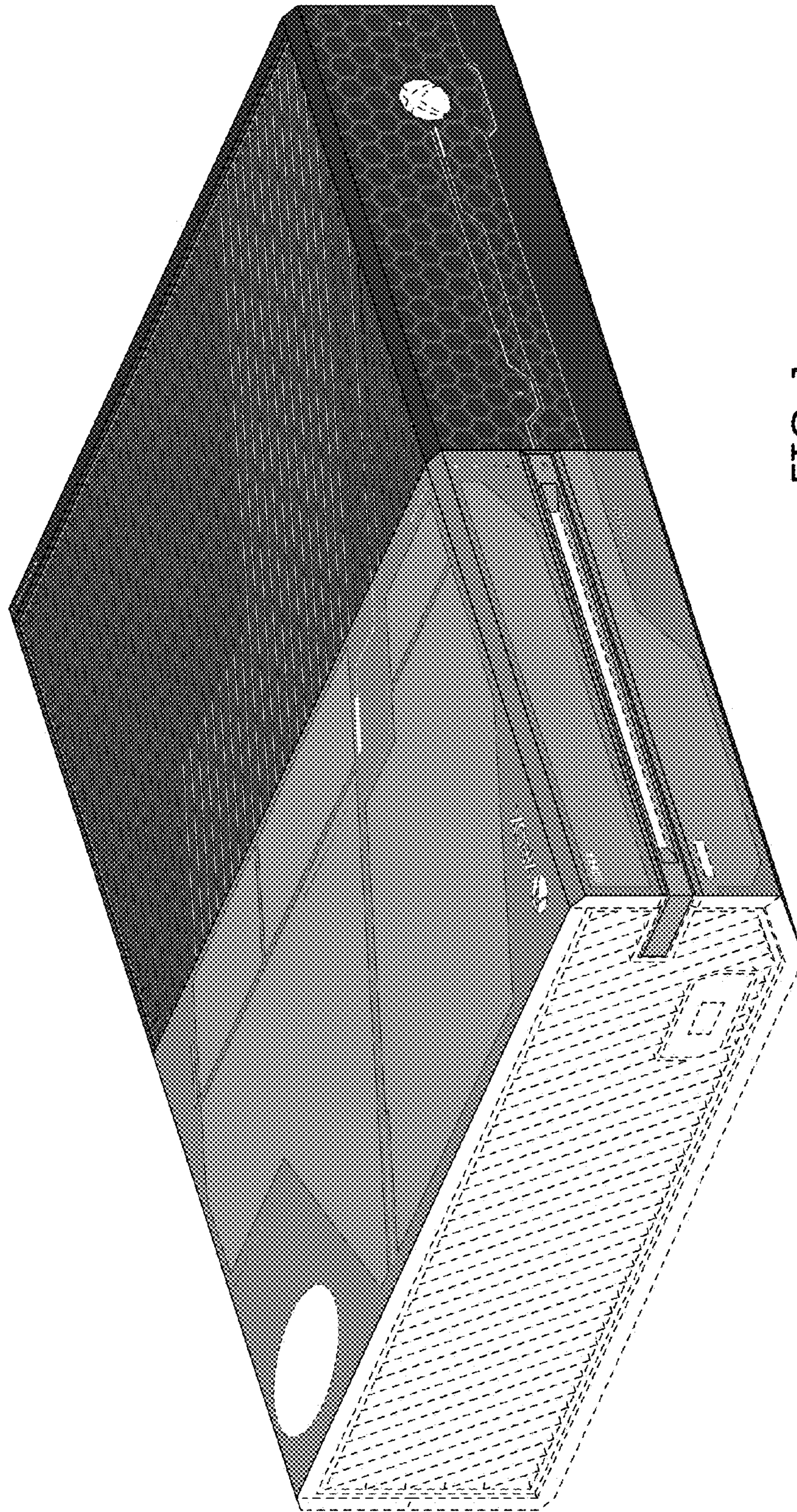


FIG. 1

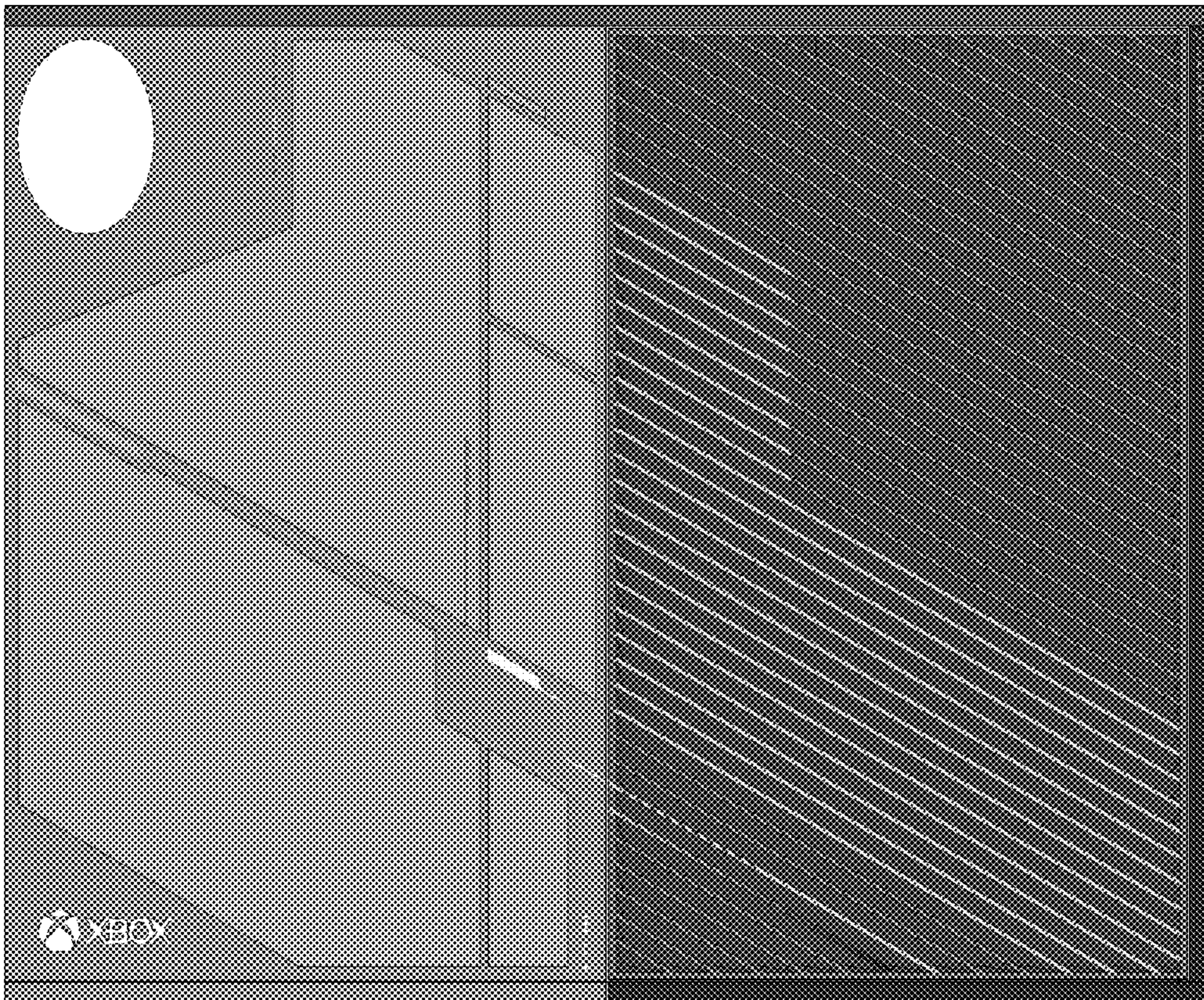


FIG. 2




FIG. 3




FIG. 4

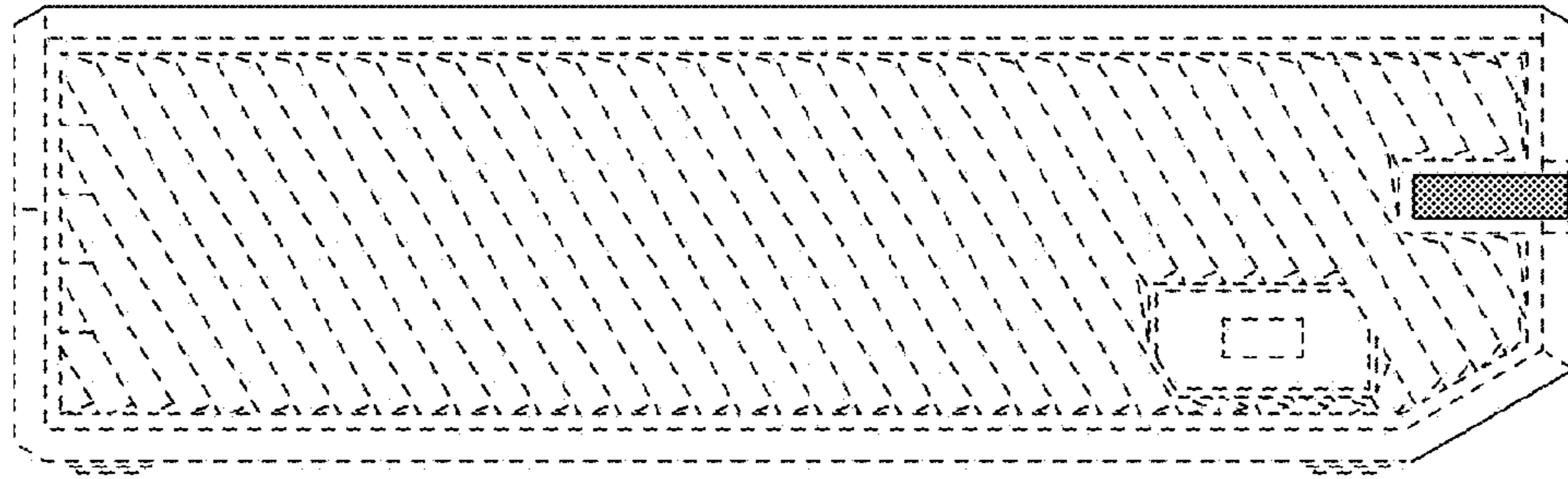


FIG. 5

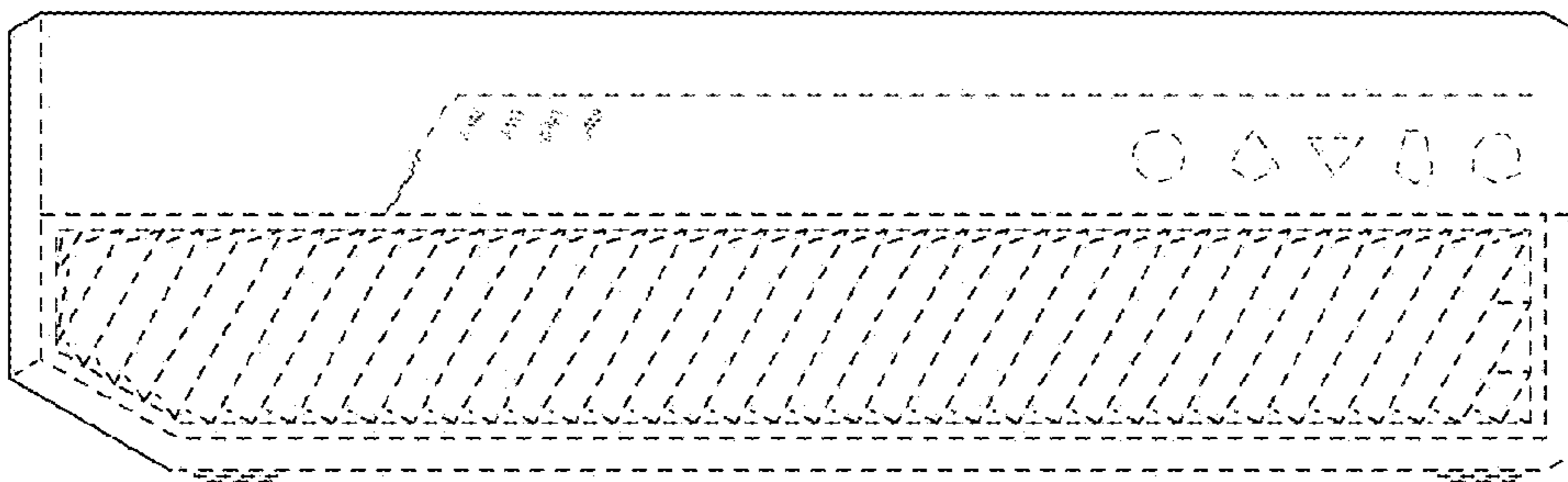


FIG. 6



FIG. 7