



US00D766977S

(12) **United States Design Patent**
Seo et al.

(10) **Patent No.:** **US D766,977 S**

(45) **Date of Patent:** **** Sep. 20, 2016**

(54) **DISPLAY SCREEN OR PORTION THEREOF WITH GRAPHICAL USER INTERFACE**

(71) Applicant: **Samsung Electronics Co., Ltd.**,
Suwon-si (KR)

(72) Inventors: **Jang-Won Seo**, Seoul (KR);
Yong-Hwan Kwon, Sungnam-Si (KR);
Ji-Eun Kim, Suwon-si (KR); **Ji-Hong Kim**,
Seoul (KR); **Hye-Ryung Kim**,
Sungnam-Si (KR); **Se-Ran Jeon**, Seoul
(KR); **Woo-Seok Hwang**, Seoul (KR)

(73) Assignee: **Samsung Electronics Co., Ltd.**,
Suwon-si (KR)

(**) Term: **14 Years**

(21) Appl. No.: **29/459,715**

(22) Filed: **Jul. 2, 2013**

(30) **Foreign Application Priority Data**

Jan. 4, 2013 (KR) 30-2013-0000572

(51) **LOC (10) Cl.** **14-04**

(52) **U.S. Cl.**
USPC **D14/492**

(58) **Field of Classification Search**
USPC D14/489-494
CPC .. G06F 3/04817; G06F 3/0482; G06F 17/00;
H04M 1/002
See application file for complete search history.

(56) **References Cited**

U.S. PATENT DOCUMENTS

D225,754 S * 1/1973 Goforth D12/323
4,750,690 A * 6/1988 Conn B64B 1/40
244/126
D362,513 S * 9/1995 Witcher D12/323

D395,274 S * 6/1998 Stoll D12/323
D459,591 S * 7/2002 Fong D6/303
7,008,324 B1 * 3/2006 Johnson G07F 17/3211
345/156
D594,078 S * 6/2009 Giacomoni D21/811
D601,046 S * 9/2009 Cowen D10/46.1
D661,704 S * 6/2012 Rasmussen D14/489
2008/0090619 A1 * 4/2008 Jong H04M 1/72544
455/566
2009/0096882 A9 * 4/2009 Johnson G02B 27/46
348/222.1
2011/0041086 A1 * 2/2011 Kim G06F 3/0488
715/764

OTHER PUBLICATIONS

Hot air balloon wallpaper | posted at TinEye.com [online], [site visited Jan. 19, 2016]. Available from Internet: <URL:http://www.tineye.com/search/03c42a9f908297d6320b6a0f63f5aafad5c72c96/.*

* cited by examiner

Primary Examiner — Sheryl Lane
Assistant Examiner — Katherine Glennon
(74) *Attorney, Agent, or Firm* — NSIP Law

(57) **CLAIM**

The ornamental design for a display screen or portion thereof with graphical user interface, as shown and described.

DESCRIPTION

FIG. 1 is a front view of a display screen or portion thereof with graphical user interface, showing my new design; and, FIG. 2 is a front view thereof, shown in an example environment.

The dot-dash broken lines define the bounds of the claimed design and form no part thereof. The broken lines illustrate portions of the display screen or portion thereof with graphical user interface and form no part thereof.

1 Claim, 2 Drawing Sheets





FIG. 1

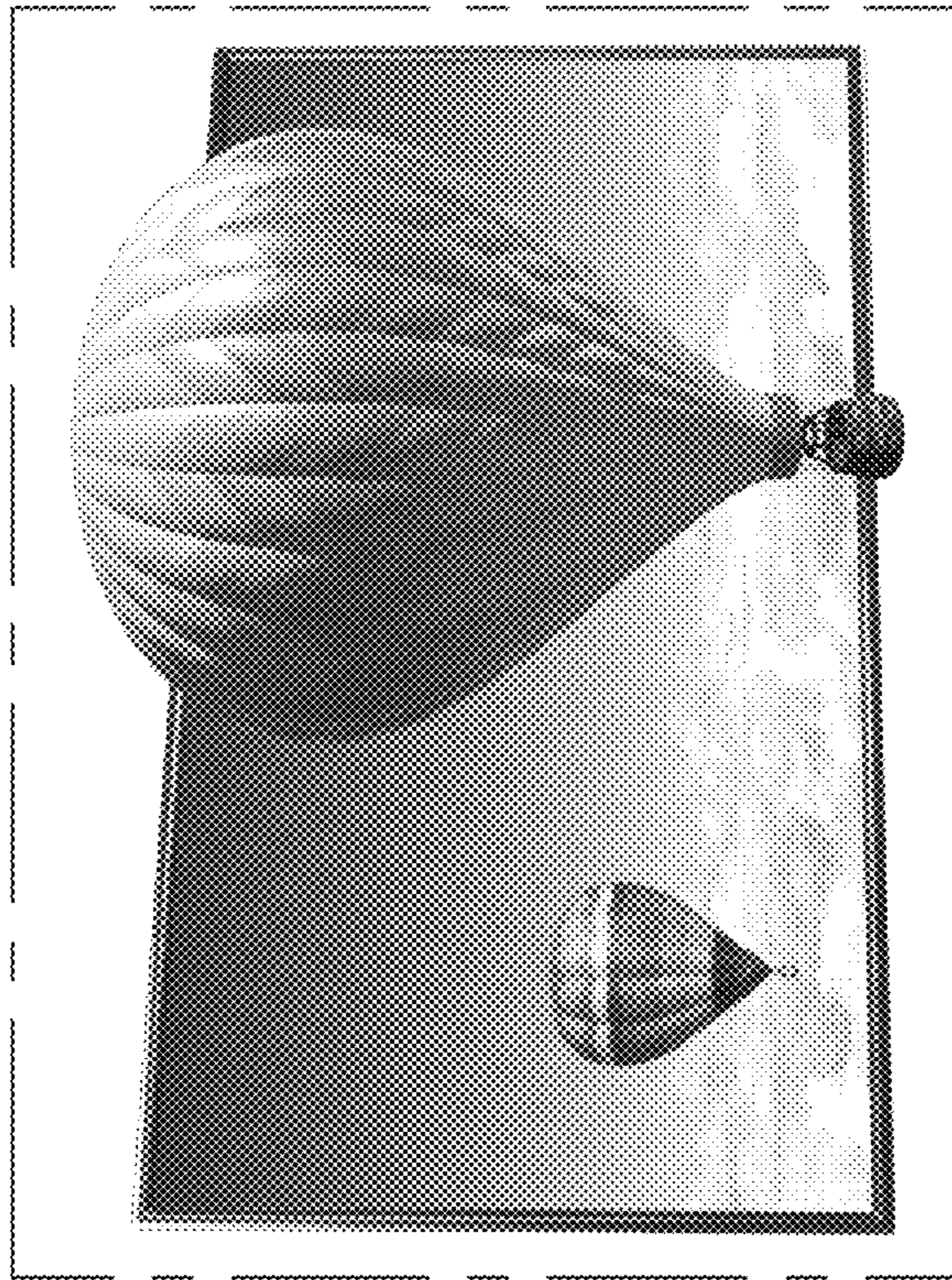


FIG. 2

