



US00D766914S

(12) **United States Design Patent**
Talala et al.

(10) **Patent No.:** **US D766,914 S**
(45) **Date of Patent:** **** Sep. 20, 2016**

(54) **DISPLAY SCREEN WITH GRAPHICAL USER INTERFACE HAVING AN IMAGE SEARCH ENGINE RESULTS PAGE**

(71) Applicant: **YANDEX EUROPE AG**, Lucerne (CH)

(72) Inventors: **Denis Aleksandrovich Talala**, Novosibirsk (RU); **Roman Rufikovich Iskandarov**, Moscow (RU); **Danil Andreevich Kovchiy**, Orel (RU); **Anastasia Petrovna Larkina**, Kaluga (RU); **Sergei Sergeevich Tomilov**, Uralsky (RU); **Andrei Andreevich Los**, Petrozavodsk (RU); **Alexandra Yurievna Yampolskaya**, Moscow (RU)

(73) Assignee: **YANDEX EUROPE AG**, Lucerne (CH)

(**) Term: **14 Years**

(21) Appl. No.: **29/464,431**

(22) Filed: **Aug. 16, 2013**

(51) **LOC (10) Cl.** **14-04**

(52) **U.S. Cl.**
USPC **D14/485**

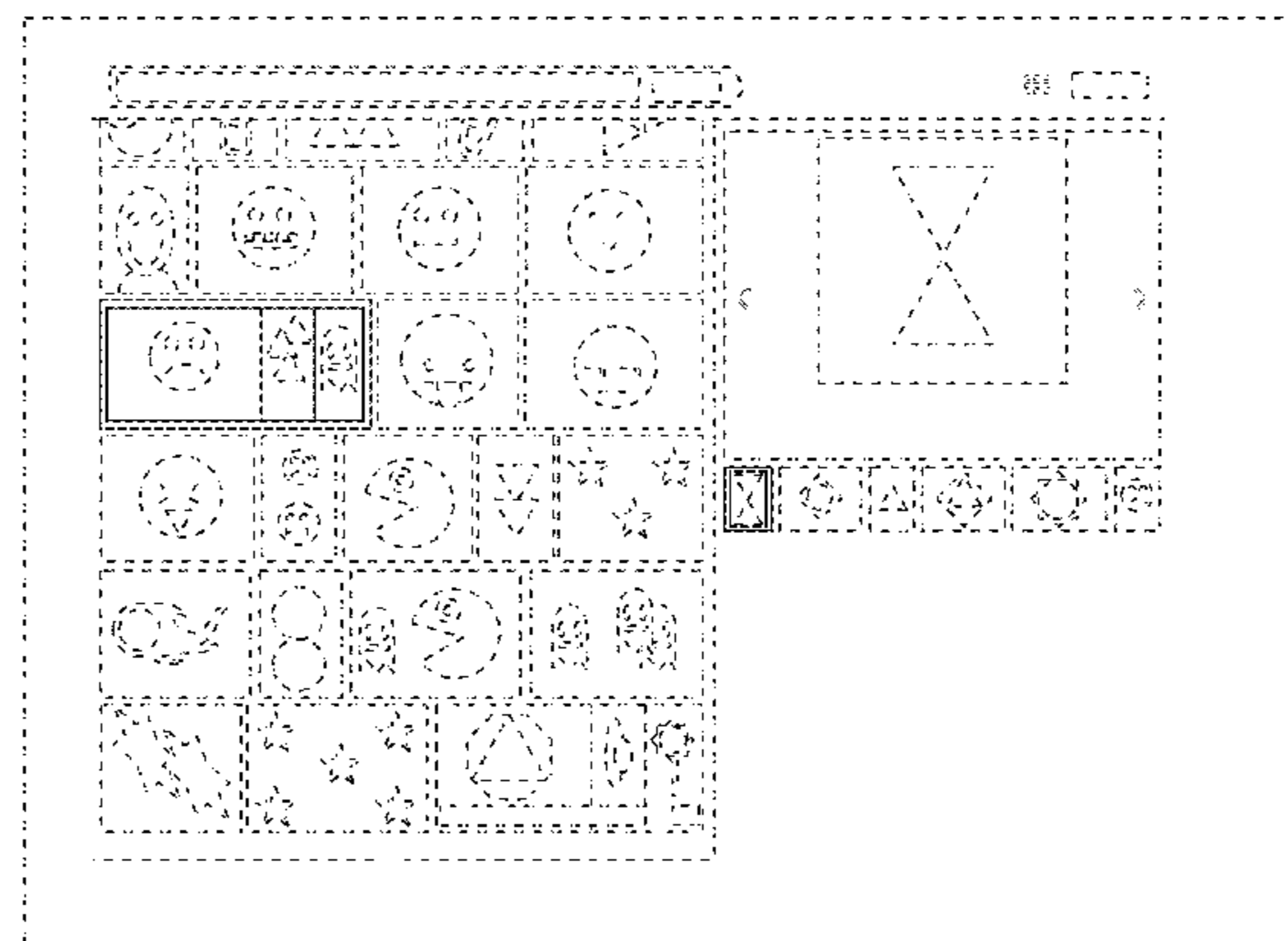
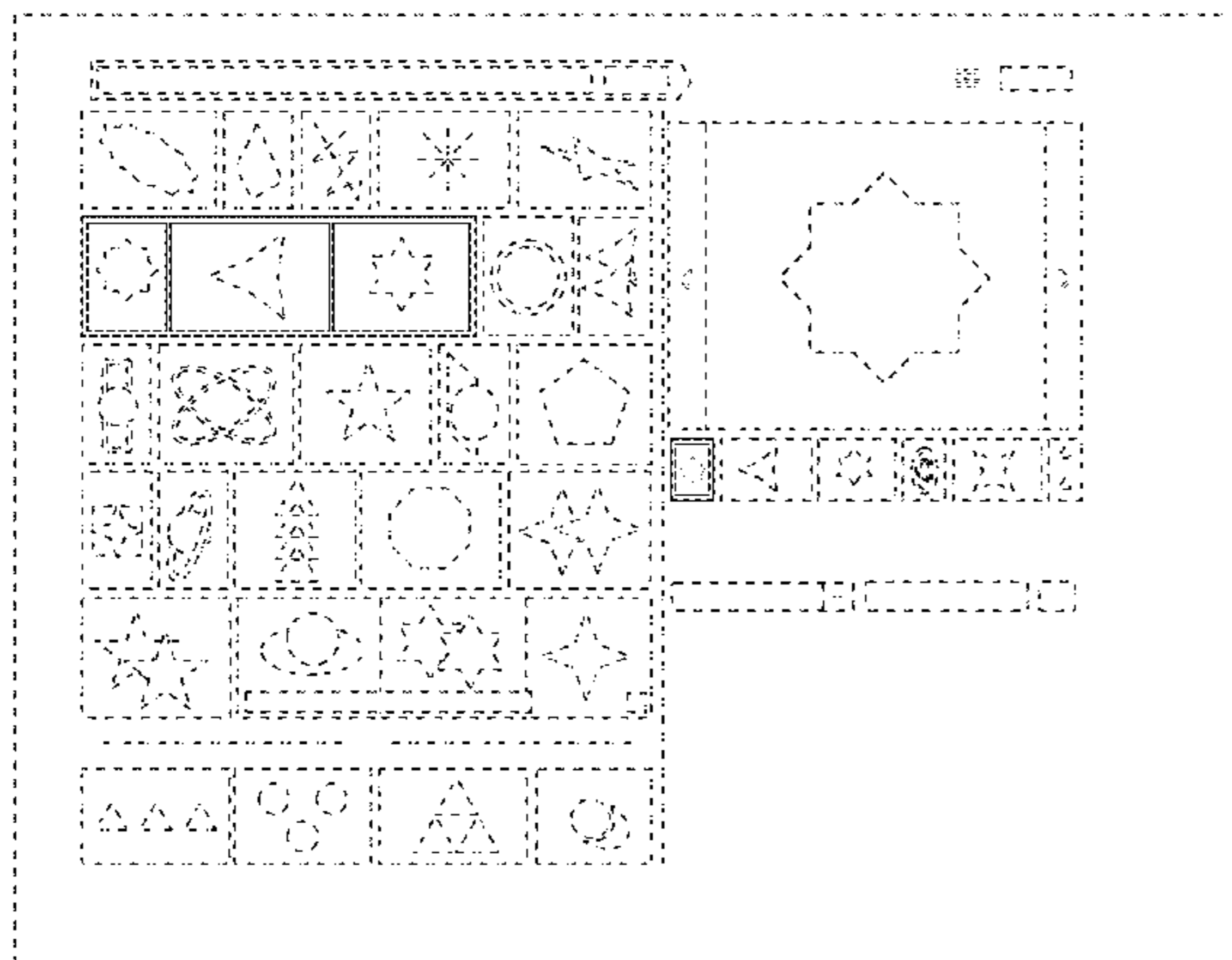
(58) **Field of Classification Search**
USPC D14/485-495; 715/700, 716, 730, 732, 715/752, 756, 758, 764, 769, 771, 773, 777, 715/779, 780, 809, 810, 821, 825, 833, 835, 715/838, 841, 864
CPC G06F 3/0481; G06F 3/04817; G06F 3/0482; G06F 3/0484; G06F 3/04845; G06F 3/0237; G06F 3/04886
See application file for complete search history.

(56) **References Cited**

U.S. PATENT DOCUMENTS

5,793,365 A * 8/1998 Tang et al. 715/758
5,848,356 A * 12/1998 Jambhekar H04M 1/27455
379/216.01
6,727,909 B1 * 4/2004 Matsumura G06T 11/60
345/629
D503,178 S 3/2005 Choi

7,149,208 B2 * 12/2006 Mattaway H04L 1/0083
370/352
D556,768 S 12/2007 Morris
D556,769 S 12/2007 Morris
7,359,617 B2 * 4/2008 Ma G11B 27/031
386/281
D568,333 S 5/2008 Okaro et al.
7,496,211 B2 * 2/2009 Yamagami G11B 27/034
382/103
D633,921 S 3/2011 Brinda
D635,150 S 3/2011 Sykes et al.
D642,192 S * 7/2011 Arnold D14/487
8,037,150 B2 * 10/2011 Weaver H04L 12/1822
455/518
8,161,384 B2 * 4/2012 Atkins et al. 715/273
D664,965 S * 8/2012 Shallcross et al. D14/485
D669,493 S * 10/2012 Guss et al. D14/487
D669,909 S * 10/2012 Tanghe et al. D14/486
D679,722 S * 4/2013 Ray D14/486
D684,170 S * 6/2013 Yang et al. D14/486
D686,221 S * 7/2013 Brinda et al. D14/486
D687,841 S * 8/2013 Arnold et al. D14/486
D688,264 S * 8/2013 Zaman et al. D14/488
D689,899 S * 9/2013 Lee et al. D14/488
D693,840 S * 11/2013 Yang D14/486
D695,781 S * 12/2013 Edwards et al. D14/488
D696,282 S * 12/2013 Yang D14/486
D696,688 S * 12/2013 Yuk et al. D14/486
D697,927 S * 1/2014 Seo et al. D14/485
D711,412 S * 8/2014 Yu et al. D14/486
D711,414 S * 8/2014 Scott D14/486
D725,142 S * 3/2015 Park et al. D14/488
D749,094 S * 2/2016 Bortman D14/485
D752,606 S * 3/2016 Hwang D14/485
D753,680 S * 4/2016 Jeon D14/485
D754,188 S * 4/2016 Shin D14/488
2002/0059322 A1 * 5/2002 Miyazaki H04N 1/00127
2005/0071781 A1 * 3/2005 Atkins G06T 11/60
715/838
2005/0160376 A1 * 7/2005 Sciammarella G06F 3/0481
715/838
2007/0013662 A1 * 1/2007 Fauth G06F 3/016
345/168
2007/0209023 A1 * 9/2007 Nakagawa et al. 715/838
2009/0113354 A1 * 4/2009 Yun et al. 715/863
2009/0146848 A1 * 6/2009 Ghassabian G06F 1/1615
341/22
2009/0303187 A1 * 12/2009 Pallakoff G06F 3/0488
345/169
2010/0002013 A1 * 1/2010 Kagaya G06F 3/0231
345/619
2010/0077319 A1 * 3/2010 Xu G06F 3/0481
715/753



2010/0235780	A1*	9/2010	Westerman	G06F 3/0237 715/797
2010/0275164	A1*	10/2010	Morikawa	G11B 19/025 715/838
2010/0313165	A1*	12/2010	Louch	G06F 3/0481 715/792
2013/0212518	A1*	8/2013	Han et al.	715/780
2014/0123049	A1*	5/2014	Buxton et al.	715/773
2014/0282202	A1*	9/2014	Tooch	715/773
2014/0304658	A1*	10/2014	Larkina et al.	715/838
2015/0089371	A1*	3/2015	Zaslavsky et al.	715/716

FOREIGN PATENT DOCUMENTS

DE	402010005115-0001	10/2010
DE	40201	11/2013
	1003067-0003	
EM	000229935-004	11/2004
EM	000449830-0002	2/2006
EM	000539762-002	9/2006
EM	001058994-0004	1/2009
EM	001049423-0002	2/2009
EM	001049423-0027	2/2009
EM	001565763-0004	9/2009
EM	001699554-0010	5/2010
EM	001699554-0017	5/2010
EM	001799651-0032	1/2011
EM	002054627-0009	6/2012
EM	002249540-0003	6/2013
FR	20100528-003	4/2010
HK	1100081.3M015	7/2010
RU	65382	11/2006

OTHER PUBLICATIONS

Design U.S. Appl. No. 29/459,515, filed Jul. 1, 2013.

* cited by examiner

Primary Examiner — Barbara Fox

Assistant Examiner — Dana K Weiland

(74) *Attorney, Agent, or Firm* — BCF LLP

(57)

CLAIM

The ornamental design for a display screen with graphical user interface having an image search engine results page, as shown and described.

DESCRIPTION

FIG. 1 is a front view of a display screen with graphical user interface having an image search engine results page according to a first embodiment of our design;
 FIG. 2 is a front view of a display screen with graphical user interface having an image search engine results page according to a second embodiment of our design;
 FIG. 3 is a front view of a display screen with graphical user interface having an image search engine results page according to a third embodiment of our design;
 FIG. 4 is a front view of a display screen with graphical user interface having an image search engine results page according to a fourth embodiment of our design;
 FIG. 5 is a front view of a display screen with graphical user interface having an image search engine results page according to a fifth embodiment of our design;
 FIG. 6 is a front view of a display screen with graphical user interface having an image search engine results page according to a sixth embodiment of our design;
 FIG. 7 is a front view of a display screen with graphical user interface having an image search engine results page according to a seventh embodiment of our design;
 FIG. 8 is a front view of a display screen with graphical user interface having an image search engine results page according to an eighth embodiment of our design; and,
 FIG. 9 is a front view of a display screen with graphical user interface having an image search engine results page according to a ninth embodiment of our design.
 Throughout the Figures, the broken lines illustrate portions of the display screen with graphical user interface having an image search results page that form no part of the claimed design.

1 Claim, 9 Drawing Sheets

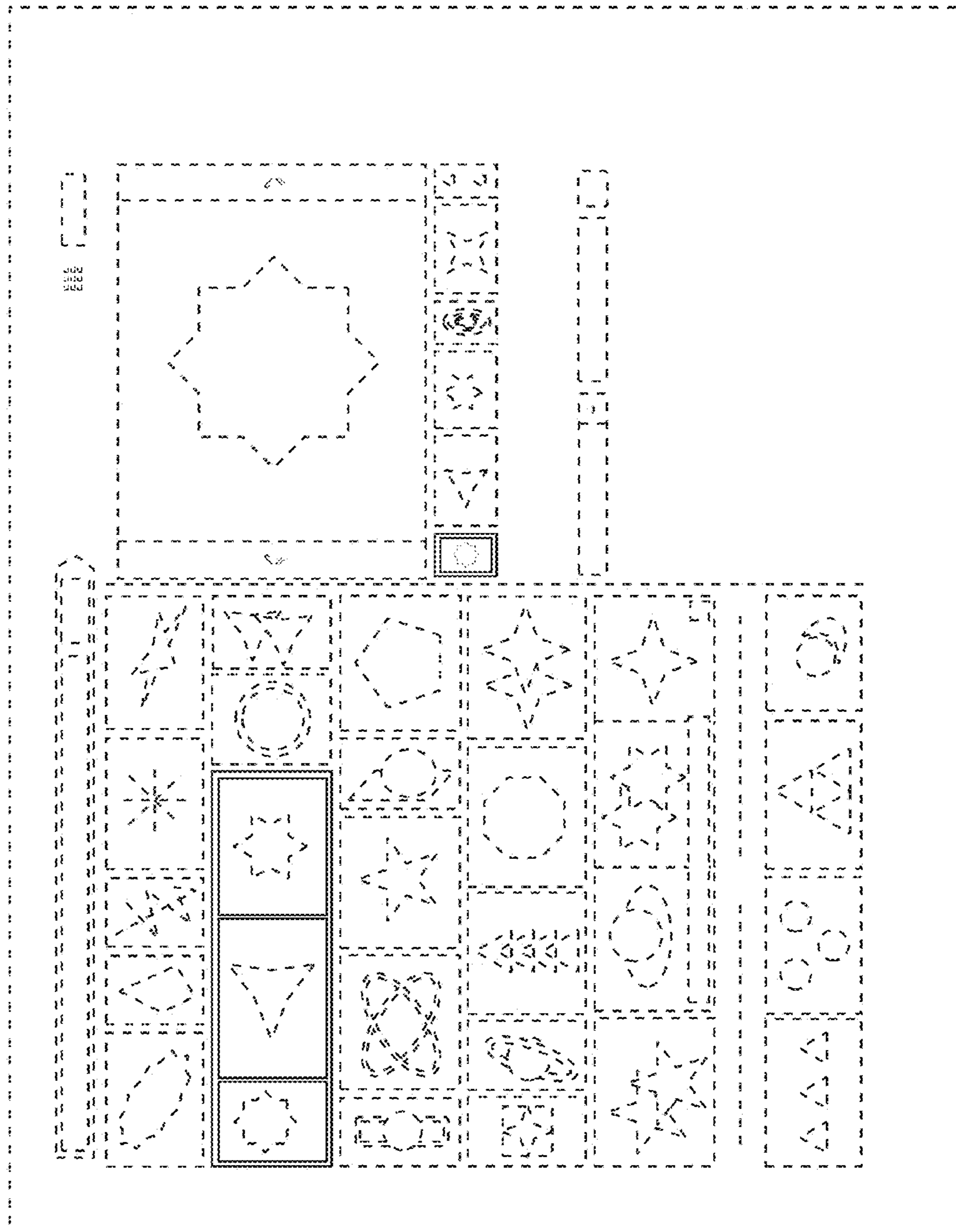


FIG. 1

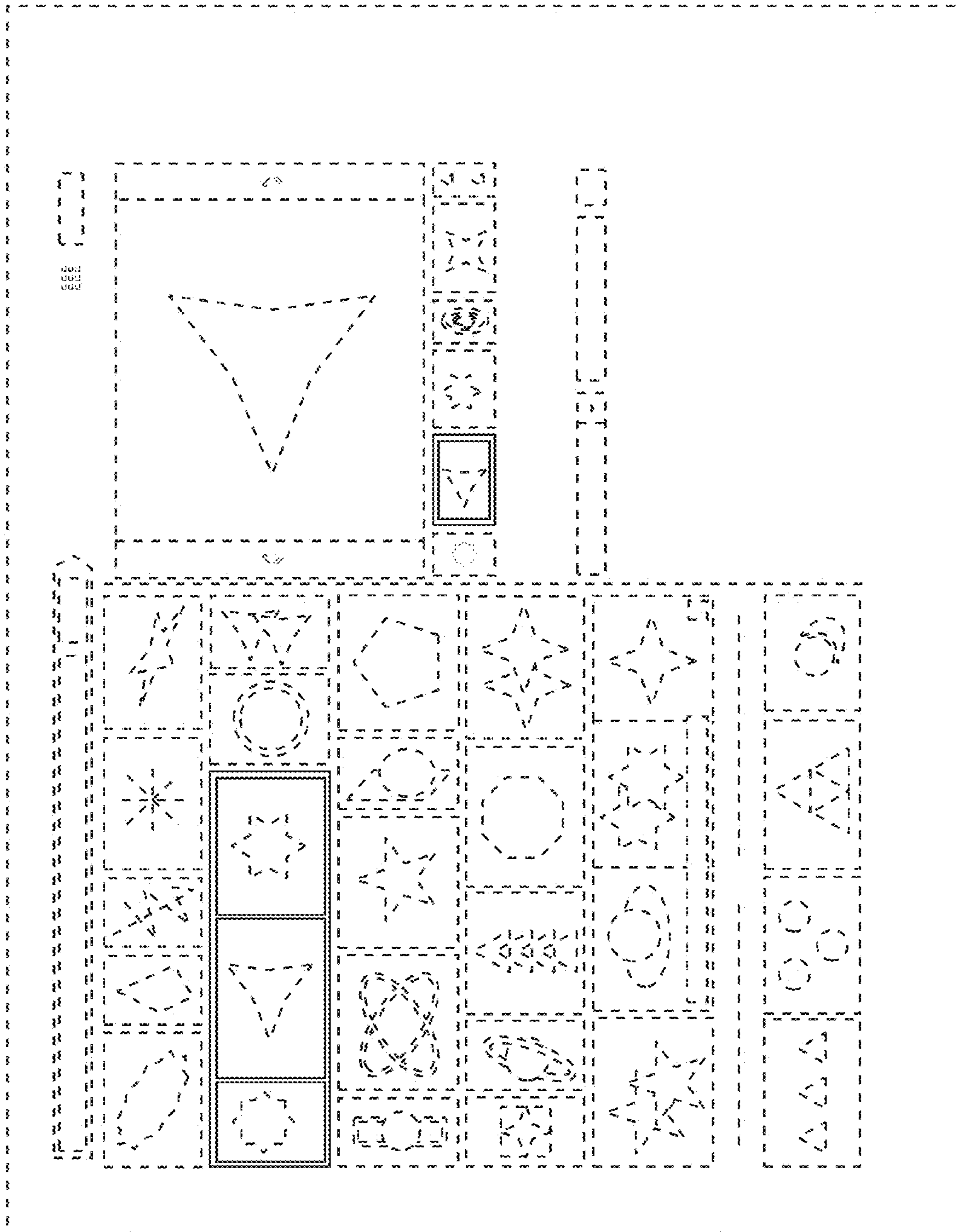


FIG. 2

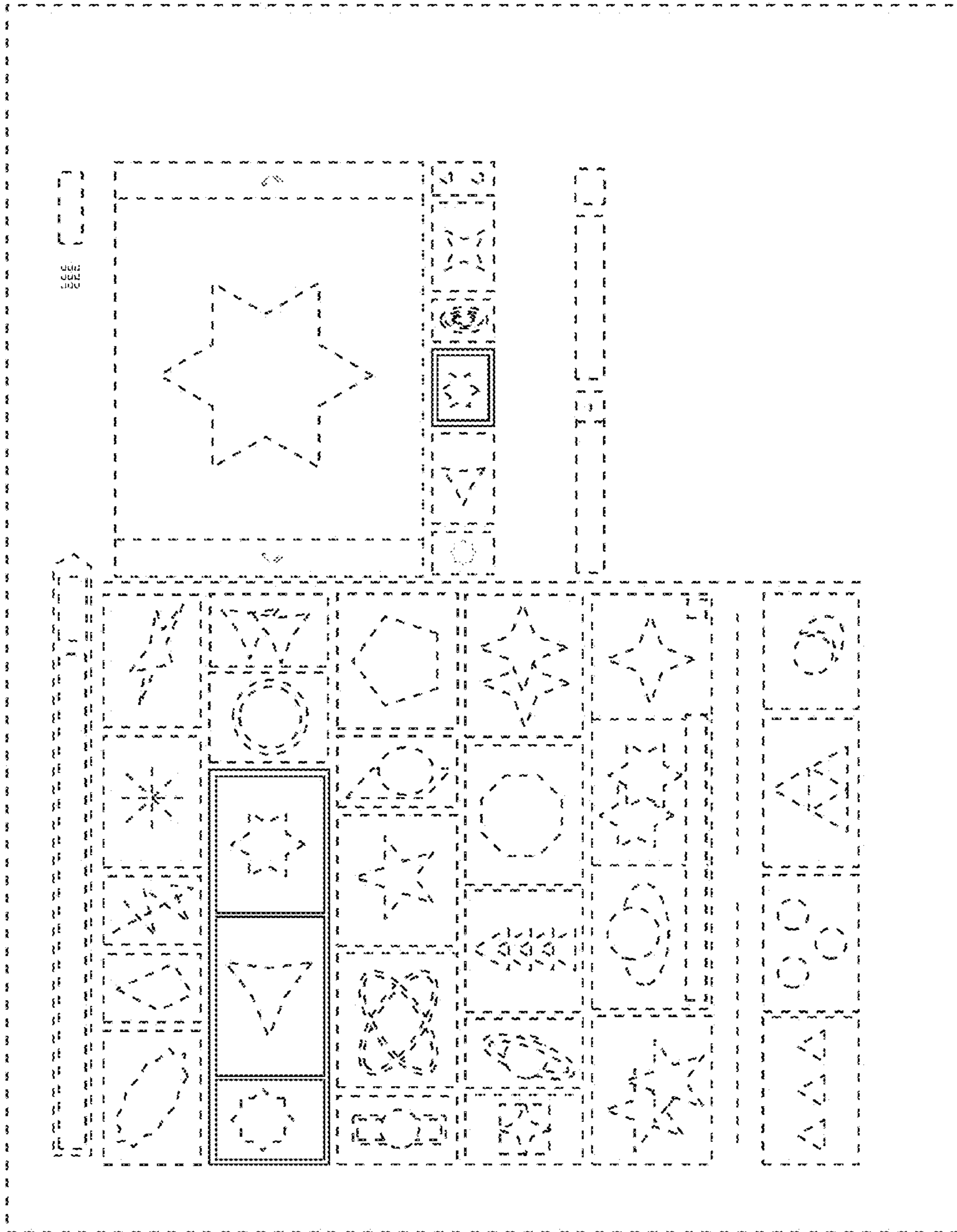


FIG. 3

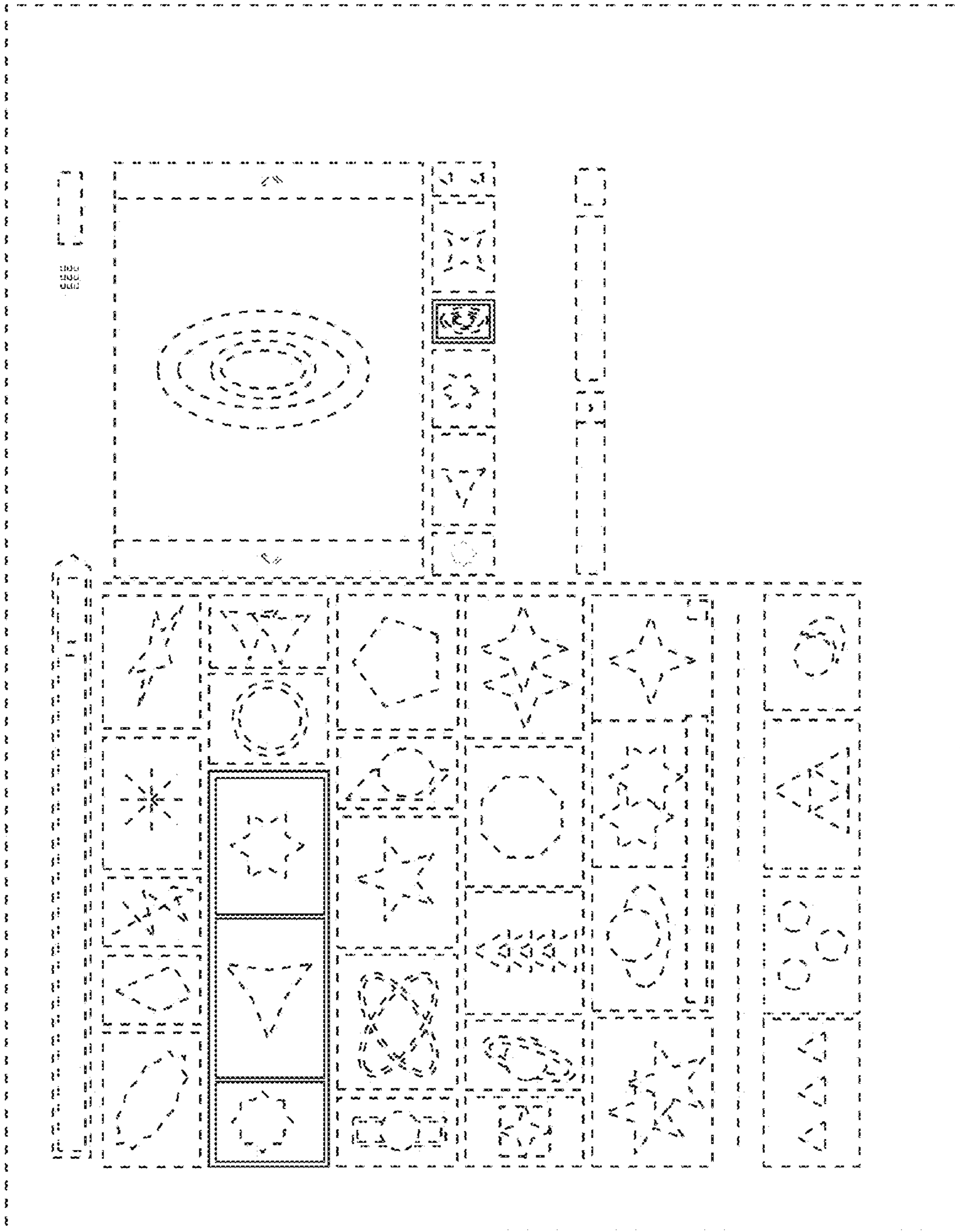


FIG. 4

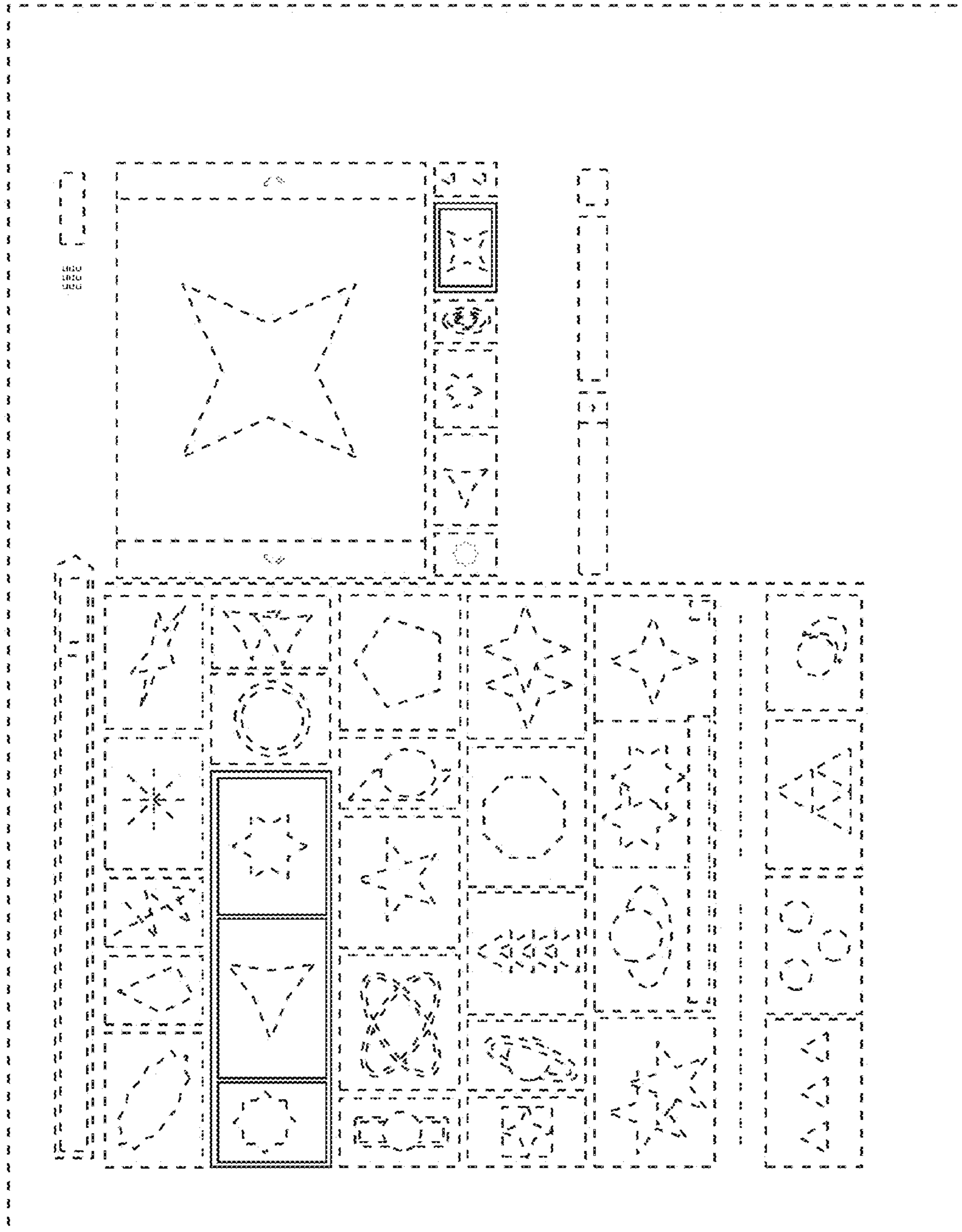


FIG. 5

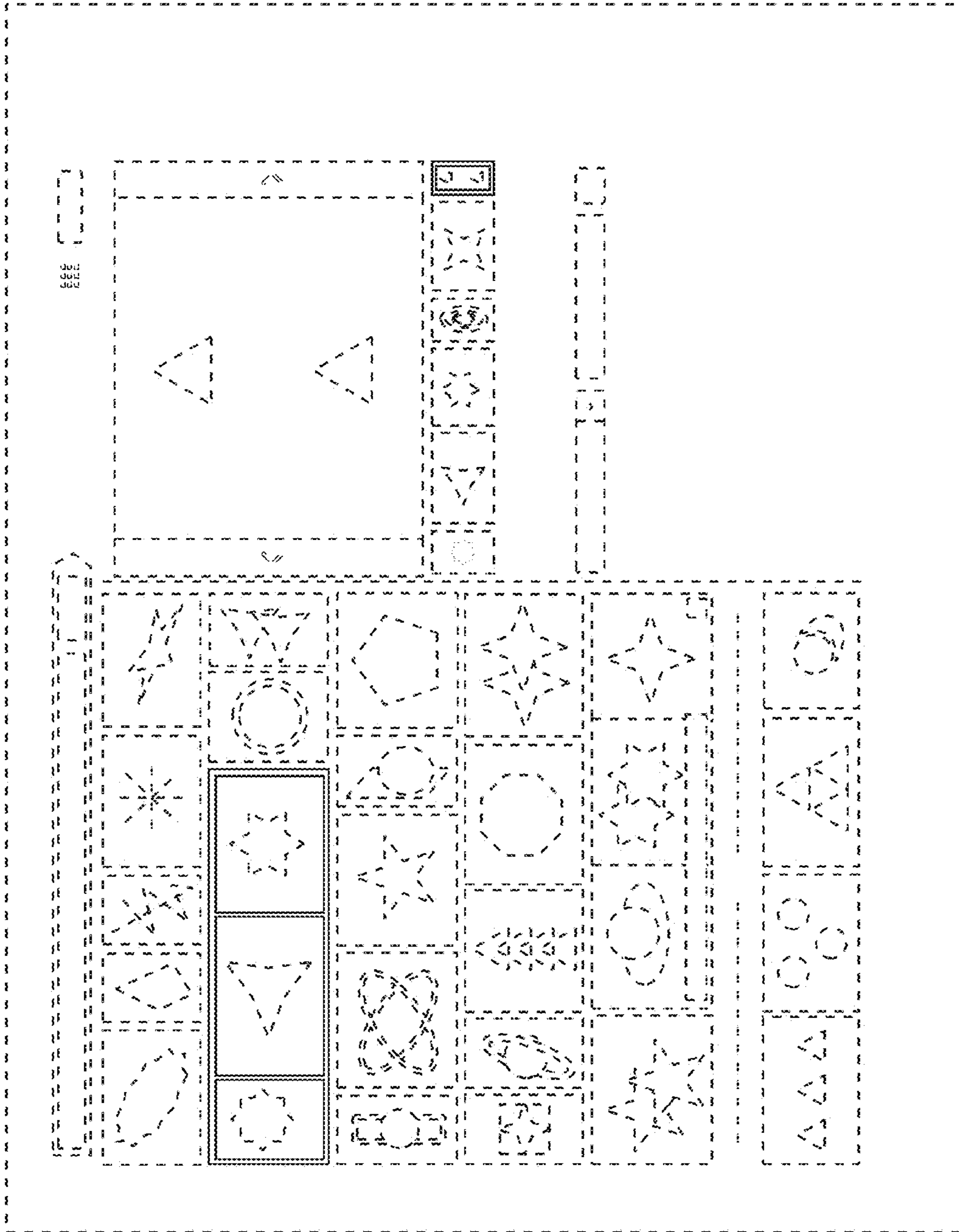


FIG. 6

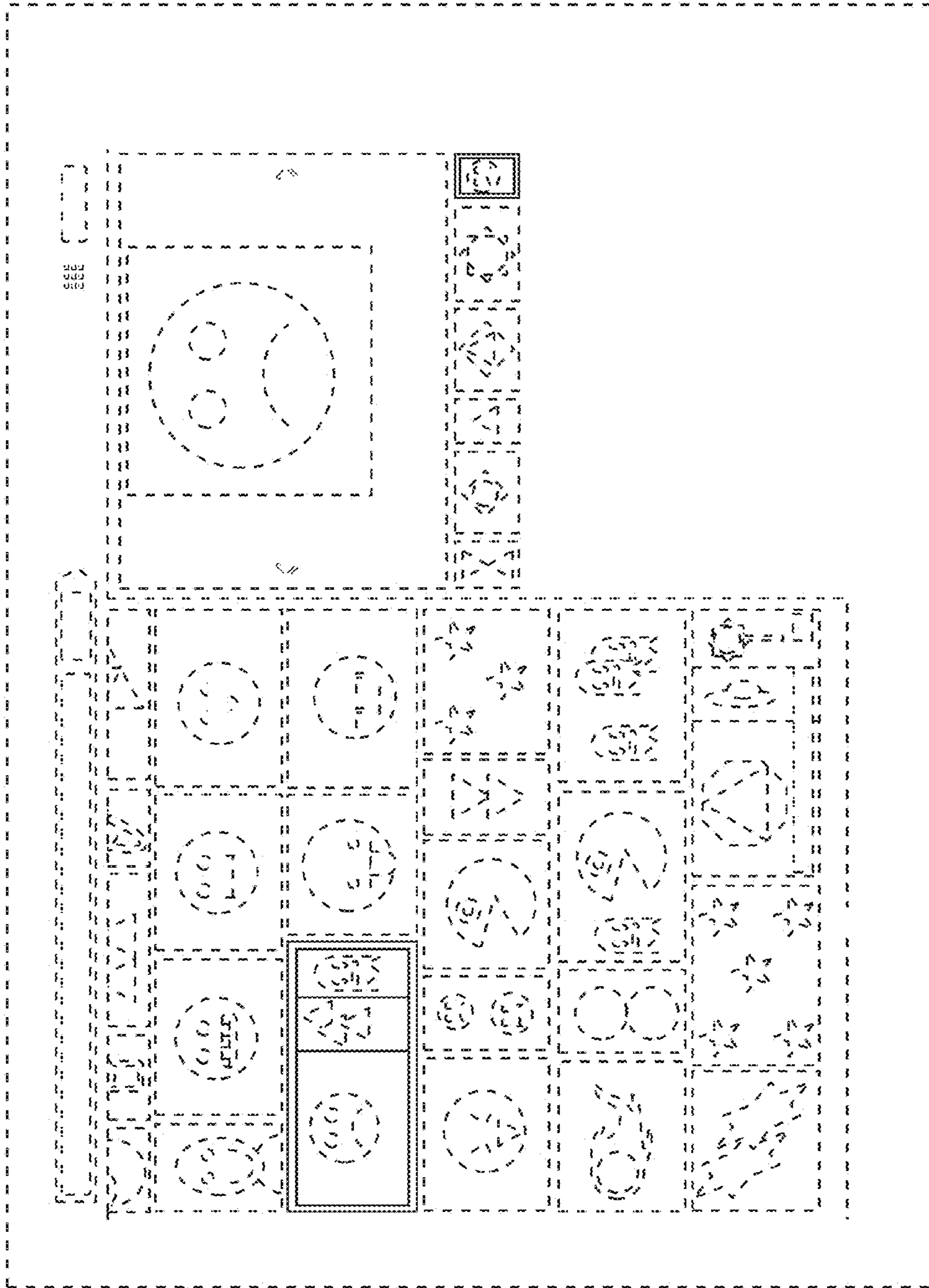


FIG. 7

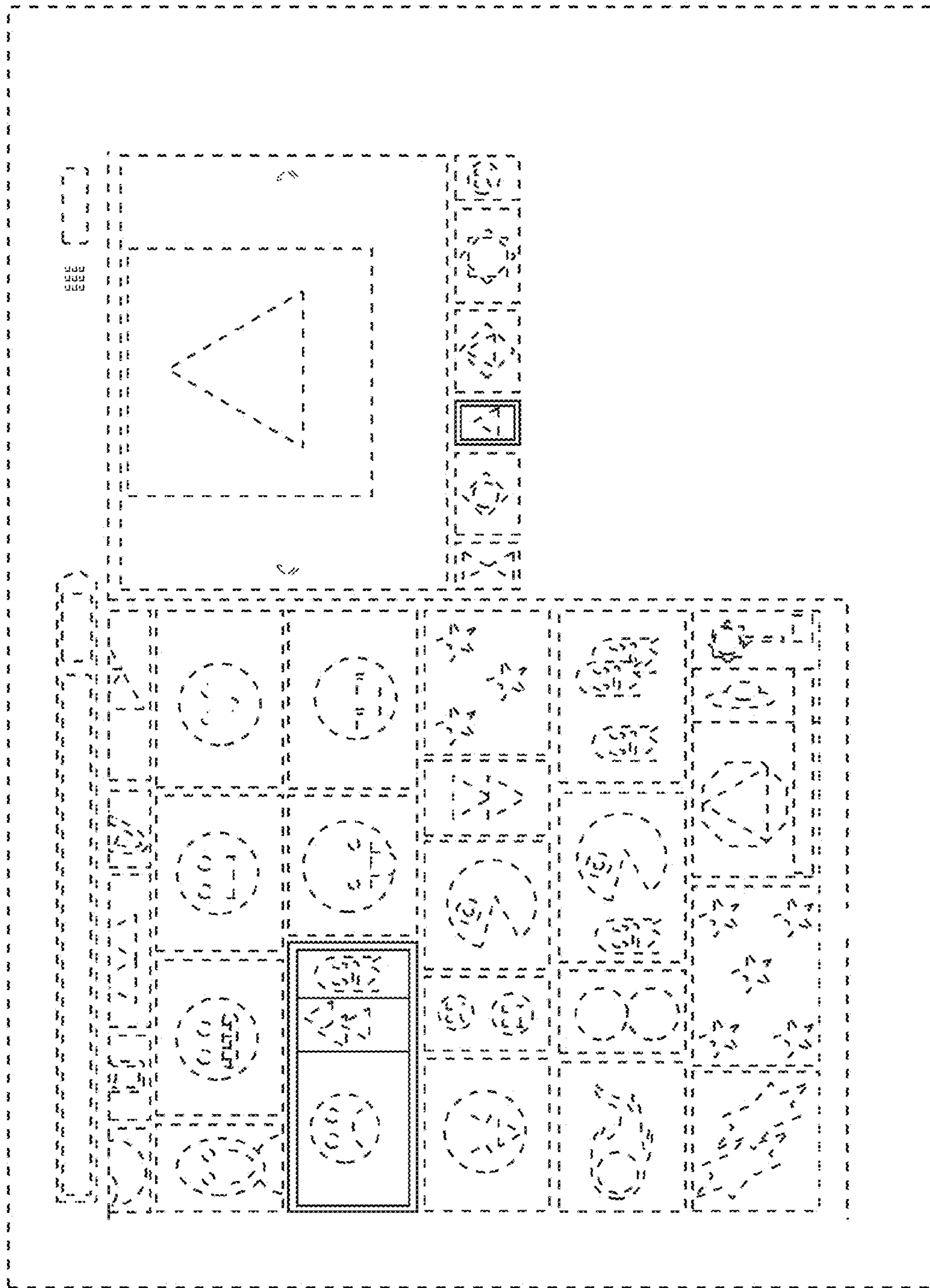


FIG. 8

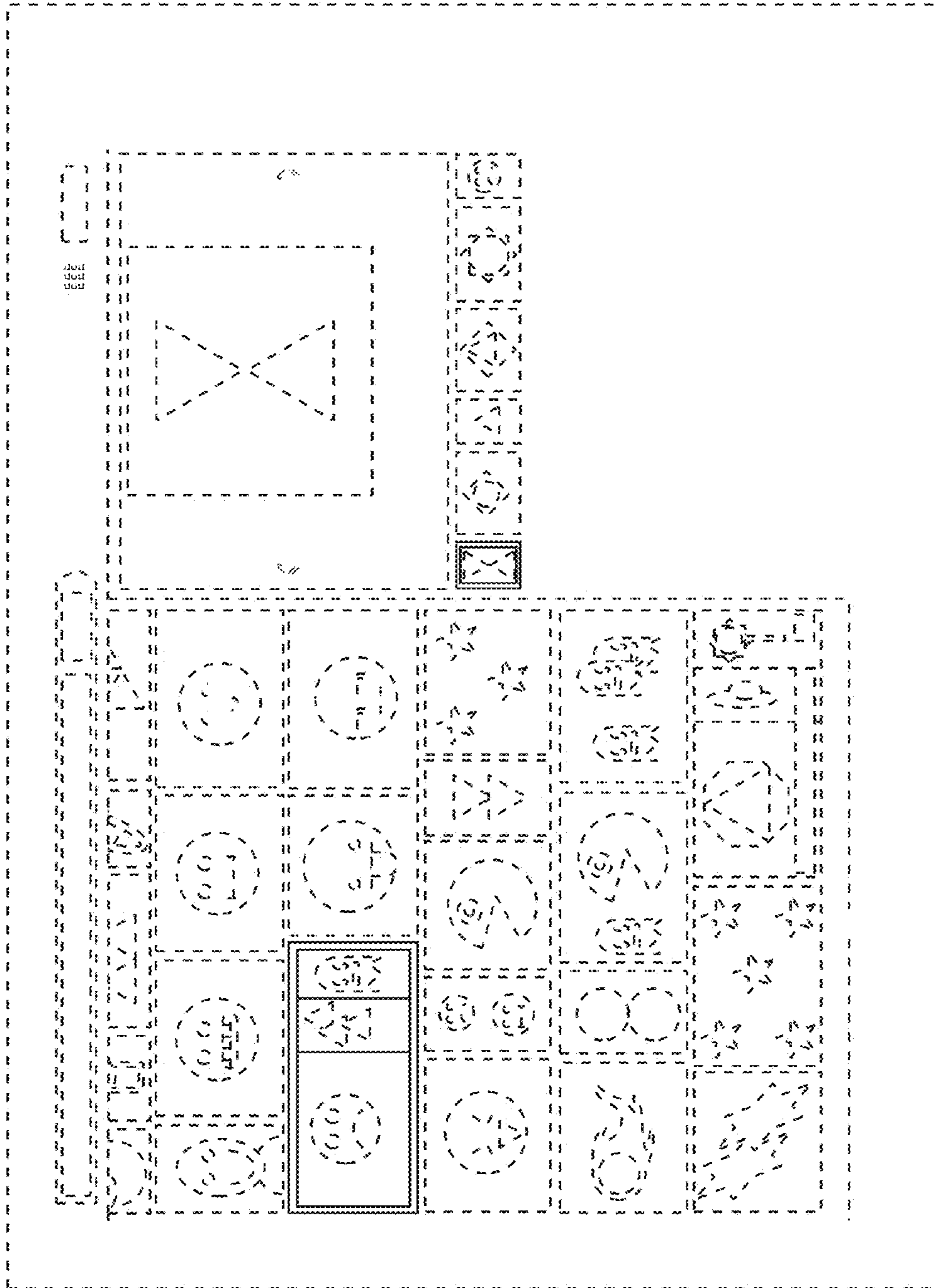


FIG. 9