

US00D766880S

(12) **United States Design Patent** (10) **Patent No.:** **US D766,880 S**  
**He et al.** (45) **Date of Patent:** **\*\* Sep. 20, 2016**

(54) **ANTENNA**  
(71) Applicant: **Airgain, Incorporated**, San Diego, CA (US)  
(72) Inventors: **Ziming He**, Irvine, CA (US); **Xiangjie Bian**, Zhang Jia Gang (CN)  
(73) Assignee: **Airgain Incorporated**, San Diego, CA (US)

D607,442 S 1/2010 Su et al.  
D608,769 S 1/2010 Bufe  
D612,368 S 3/2010 Yang et al.  
7,705,783 B2 4/2010 Rao et al.  
7,729,662 B2 6/2010 Abramov et al.  
D621,819 S 8/2010 Tsai et al.  
7,843,390 B2 11/2010 Liu  
D633,483 S 3/2011 Su et al.  
D635,127 S 3/2011 Tsai et al.

(Continued)

(\*\*) Term: **14 Years**  
(21) Appl. No.: **29/518,981**

<http://www.airgain.com/profile-n2430gsm>—Published Jul. 16, 2013.\*

(Continued)

(22) Filed: **Feb. 28, 2015**  
(51) **LOC (10) Cl.** ..... **14-03**  
(52) **U.S. Cl.**  
USPC ..... **D14/230**  
(58) **Field of Classification Search**  
USPC ..... D14/138, 230–238.1, 299, 358;  
D13/182  
CPC ..... H01L 33/48; H01L 33/486; H01L 23/02;  
H05K 5/00; H01Q 13/10  
See application file for complete search history.

OTHER PUBLICATIONS

*Primary Examiner* — Manpreet Matharu  
*Assistant Examiner* — Mojtaba Tehrani  
(74) *Attorney, Agent, or Firm* — Clause Eight IPS; Michael Catania

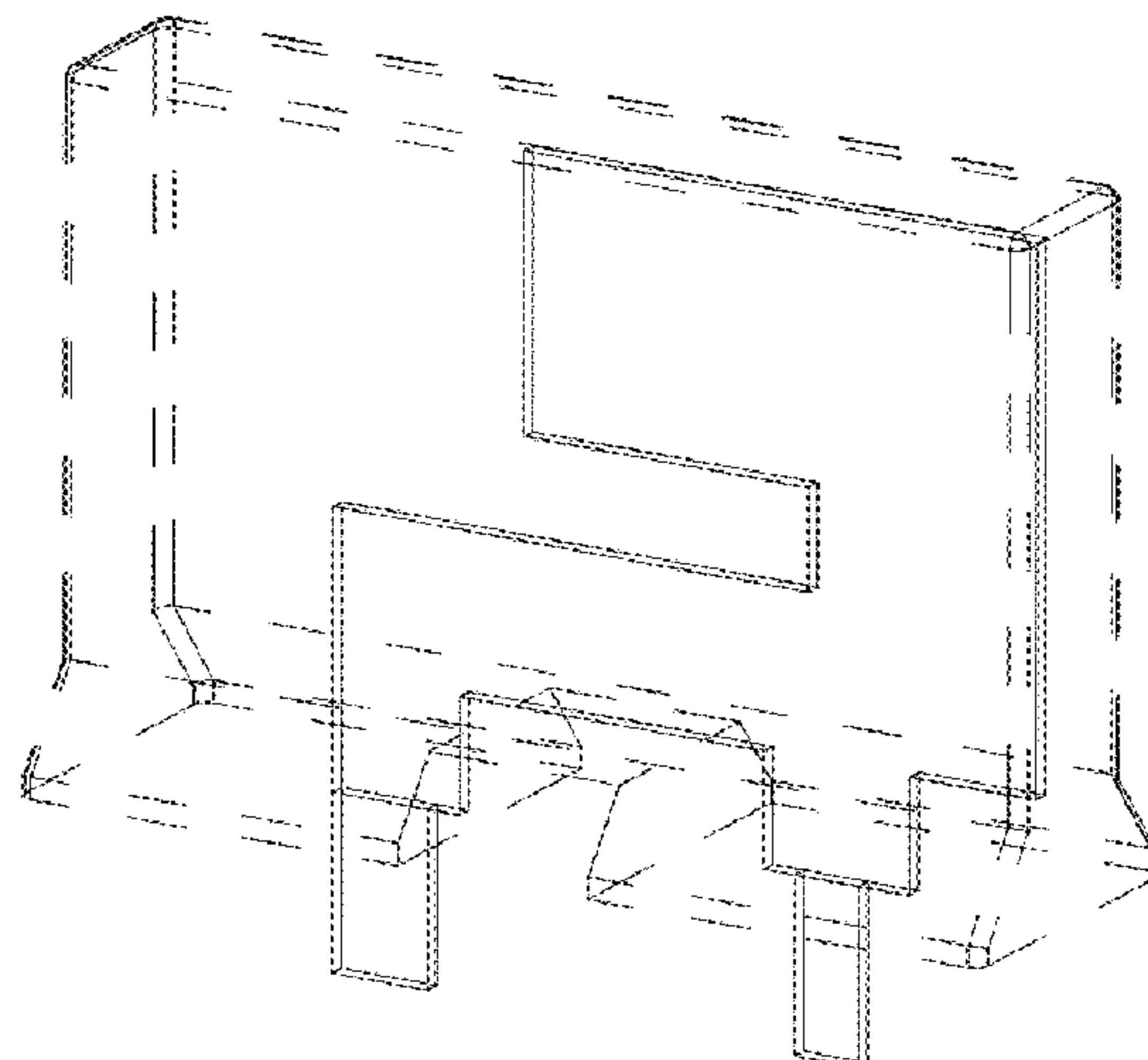
(57) **CLAIM**  
The ornamental design for an antenna, as shown and described.

**DESCRIPTION**

(56) **References Cited**  
U.S. PATENT DOCUMENTS  
D288,803 S \* 3/1987 Capawana ..... D13/182  
D409,203 S \* 5/1999 Morimiya ..... D14/230  
7,061,437 B2 6/2006 Lin et al.  
7,148,849 B2 12/2006 Lin  
7,215,296 B2 5/2007 Abramov et al.  
D546,821 S 7/2007 Oliver  
D549,696 S 8/2007 Oshima et al.  
7,333,067 B2 2/2008 Hung et al.  
7,336,959 B2 2/2008 Khitrik et al.  
D573,589 S 7/2008 Montgomery et al.  
7,405,704 B1 7/2008 Lin et al.  
7,477,195 B2 1/2009 Vance  
D592,195 S 5/2009 Wu et al.  
7,570,215 B2 8/2009 Abramov et al.  
D599,334 S 9/2009 Chiang  
D606,053 S 12/2009 Wu et al.

FIG. 1 is a front elevation view of an antenna, showing our new design;  
FIG. 2 is a side elevation view thereof;  
FIG. 3 is a bottom plan view thereof;  
FIG. 4 is a rear elevation view thereof;  
FIG. 5 is a top perspective view thereof;  
FIG. 6 is a front elevation view thereof, with unclaimed environment not shown;  
FIG. 7 is a side elevation view thereof, with unclaimed environment not shown; and,  
FIG. 8 is a bottom plan view thereof, with unclaimed environment not shown.  
The broken line in the figure drawings represents unclaimed environment only and forms no part of the claimed design.

**1 Claim, 2 Drawing Sheets**



(56)

References Cited

U.S. PATENT DOCUMENTS

7,907,971 B2 3/2011 Salo et al.  
 D635,560 S 4/2011 Tsai et al.  
 D635,963 S 4/2011 Podduturi  
 D635,964 S 4/2011 Podduturi  
 D635,965 S 4/2011 Mi et al.  
 D636,382 S 4/2011 Podduturi  
 7,965,242 B2 6/2011 Abramov et al.  
 D646,653 S \* 10/2011 Sugama ..... D13/182  
 D646,654 S \* 10/2011 Sugama ..... D13/182  
 D646,655 S \* 10/2011 Sugama ..... D13/182  
 D646,656 S \* 10/2011 Sugama ..... D13/182  
 D649,962 S 12/2011 Tseng et al.  
 D651,198 S 12/2011 Mi et al.  
 D653,631 S \* 2/2012 Sugama ..... D13/182  
 D653,632 S \* 2/2012 Sugama ..... D13/182  
 D654,059 S 2/2012 Mi et al.  
 D654,060 S 2/2012 Ko et al.  
 D658,639 S 5/2012 Huang et al.  
 D659,129 S 5/2012 Mi et al.  
 D659,685 S 5/2012 Huang et al.  
 D659,688 S 5/2012 Huang et al.  
 8,175,036 B2 5/2012 Visuri et al.  
 8,184,601 B2 5/2012 Abramov et al.  
 D662,916 S 7/2012 Huang et al.  
 8,248,970 B2 8/2012 Abramov et al.  
 D671,097 S 11/2012 Mi et al.  
 8,310,402 B2 11/2012 Yang  
 D676,429 S 2/2013 Gosalia et al.  
 D678,255 S 3/2013 Ko et al.  
 8,423,084 B2 4/2013 Abramov et al.  
 D684,565 S 6/2013 Wei  
 D685,352 S 7/2013 Wei  
 D685,772 S 7/2013 Zheng et al.  
 D686,600 S 7/2013 Yang  
 D689,474 S 9/2013 Yang et al.  
 D692,870 S 11/2013 He

D694,738 S 12/2013 Yang  
 D695,279 S 12/2013 Yang et al.  
 D695,280 S 12/2013 Yang et al.  
 D703,195 S 4/2014 Zheng  
 D703,196 S 4/2014 Zheng  
 D706,247 S 6/2014 Zheng et al.  
 D706,750 S \* 6/2014 Bringuier ..... D14/230  
 D706,751 S 6/2014 Chang et al.  
 D708,602 S 7/2014 Gosalia et al.  
 D709,053 S 7/2014 Chang et al.  
 D710,832 S 8/2014 Yang  
 D710,833 S 8/2014 Zheng et al.  
 8,854,265 B1 10/2014 Yang et al.  
 D716,775 S 11/2014 Bidermann  
 2002/0003499 A1 1/2002 Kouarn et al.  
 2004/0222936 A1 11/2004 Hung et al.  
 2005/0073462 A1 4/2005 Lin et al.  
 2005/0190108 A1 9/2005 Lin et al.  
 2006/0208900 A1 9/2006 Tavassoli Hozouri  
 2007/0030203 A1 2/2007 Tsai et al.  
 2008/0150829 A1 6/2008 Lin et al.  
 2009/0002244 A1 1/2009 Woo  
 2009/0058739 A1 3/2009 Konishi  
 2009/0135072 A1 5/2009 Ke et al.  
 2009/0262028 A1 10/2009 Murnbru et al.  
 2010/0188297 A1 7/2010 Chen et al.  
 2010/0309067 A1 12/2010 Tsou et al.  
 2011/0006950 A1 1/2011 Park et al.  
 2012/0038514 A1 2/2012 Bang  
 2012/0229348 A1 9/2012 Chiang  
 2012/0242546 A1 9/2012 Hu et al.

OTHER PUBLICATIONS

<http://www.littelfuse.com/products/fuses/automotive-passenger-car/blade-fuses/fk3-80v.aspx>—Created Nov. 7, 2012.\*  
<http://www.consumabulbs.com/content/blade-fuses.php>—Downloaded Jul. 12, 2016.\*

\* cited by examiner

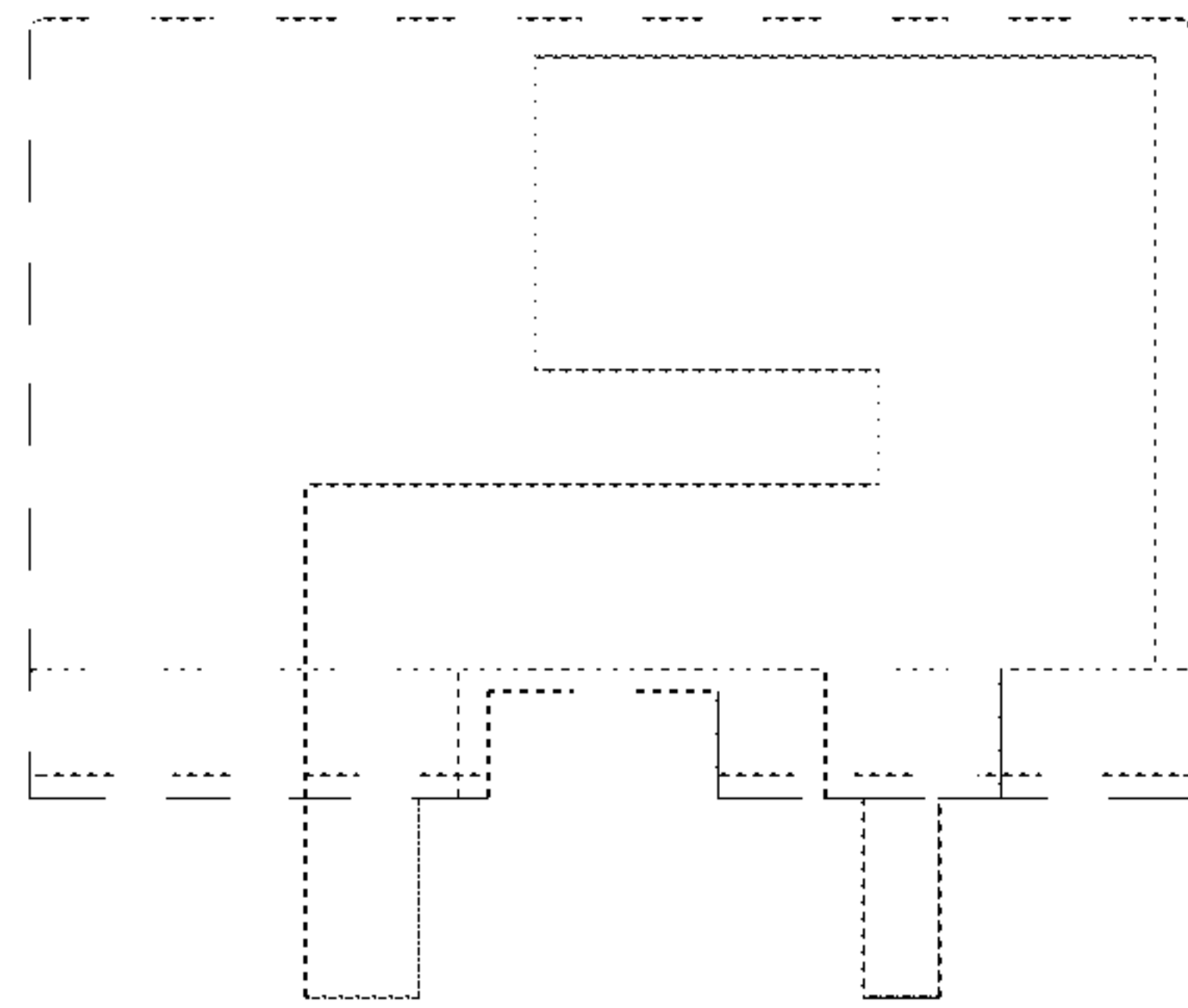


FIG. 1

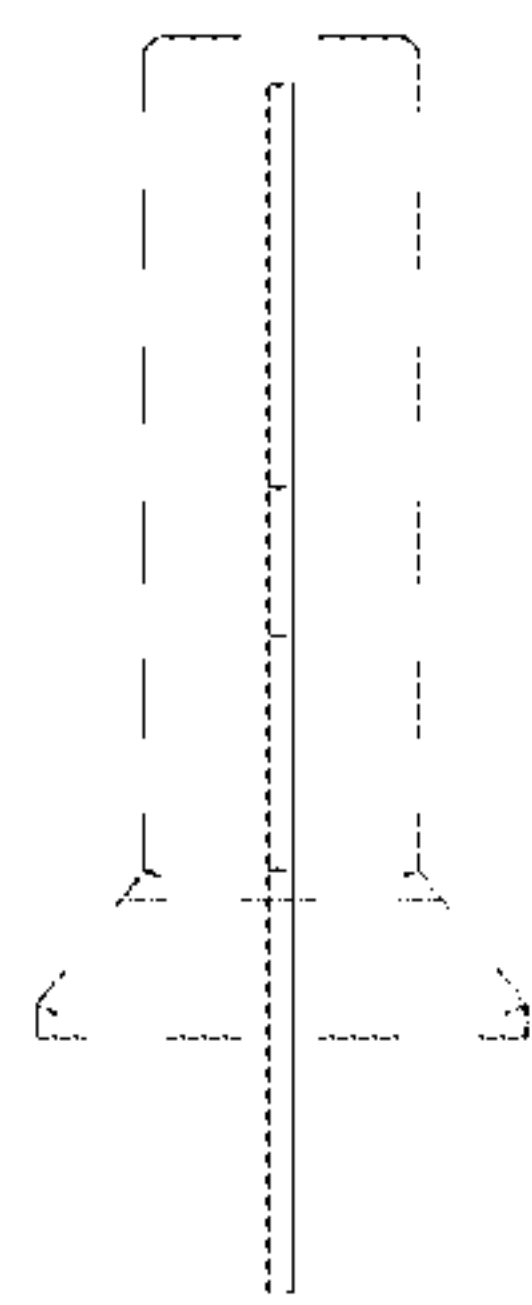


FIG. 2

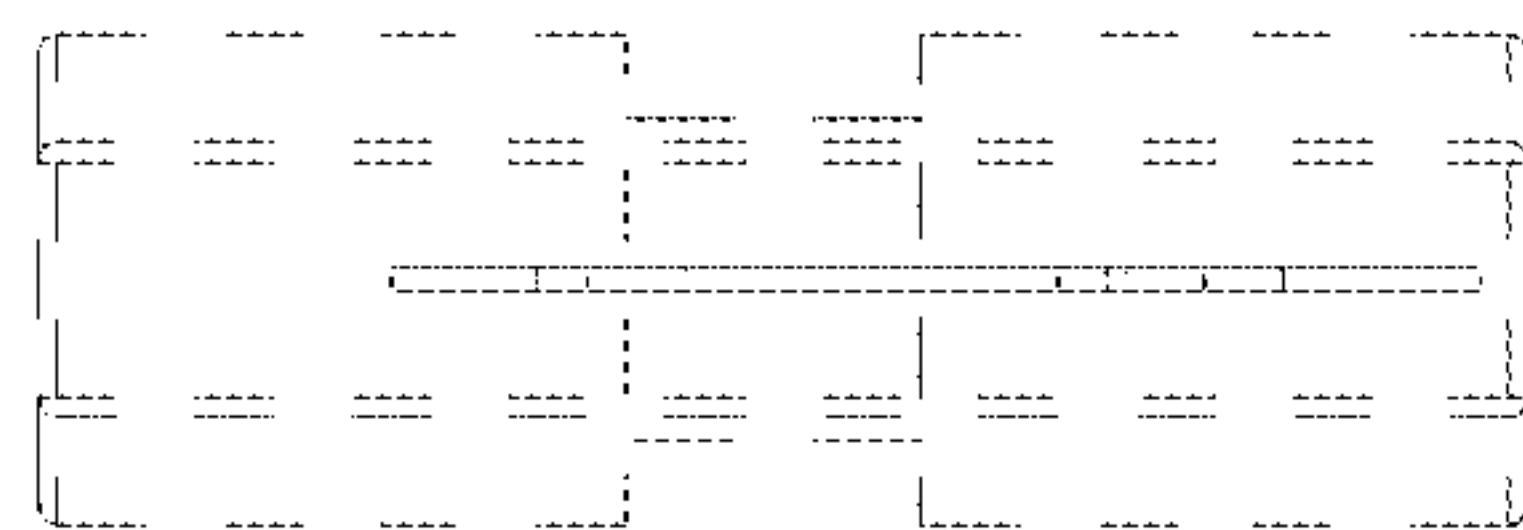


FIG. 3

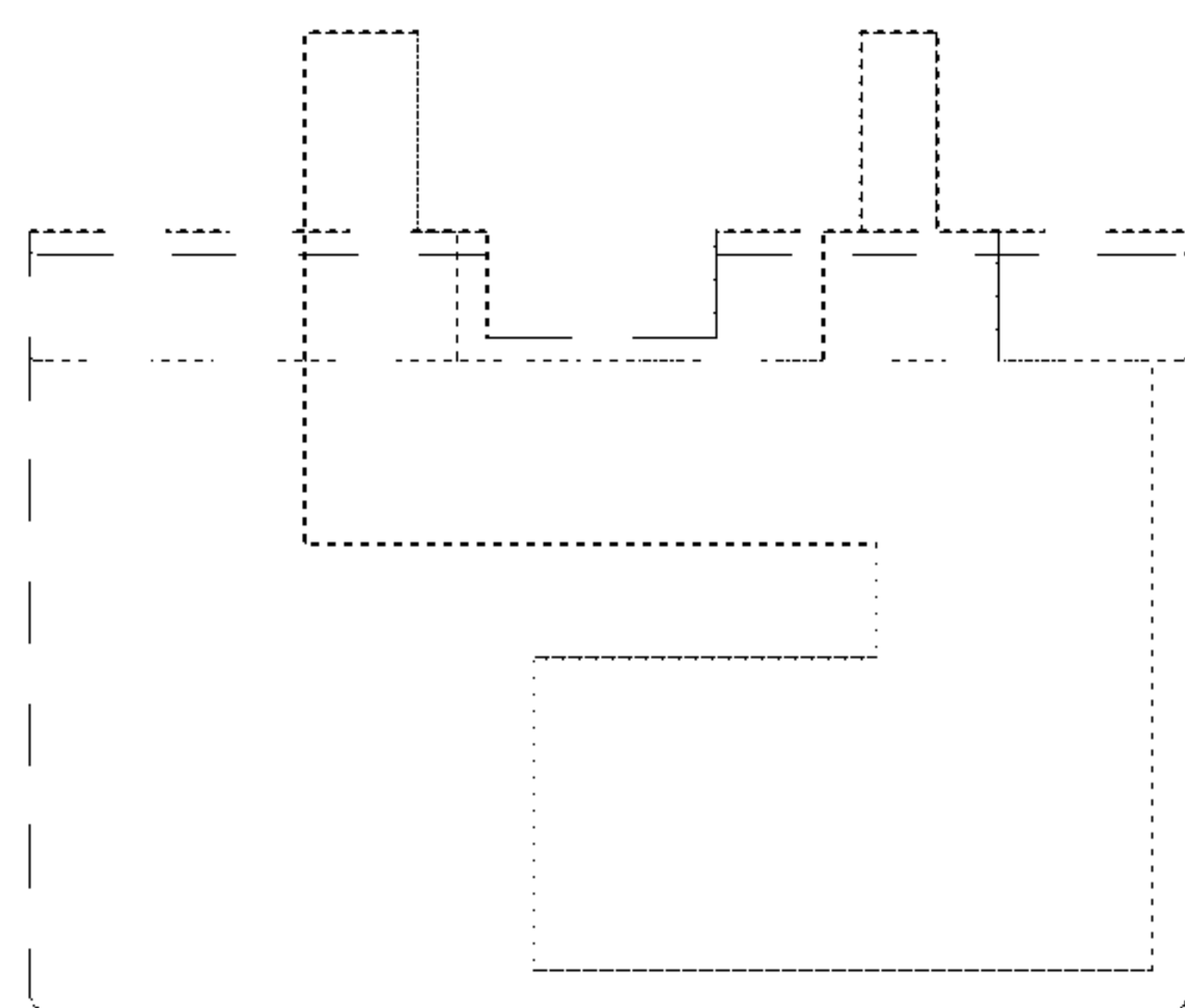


FIG. 4

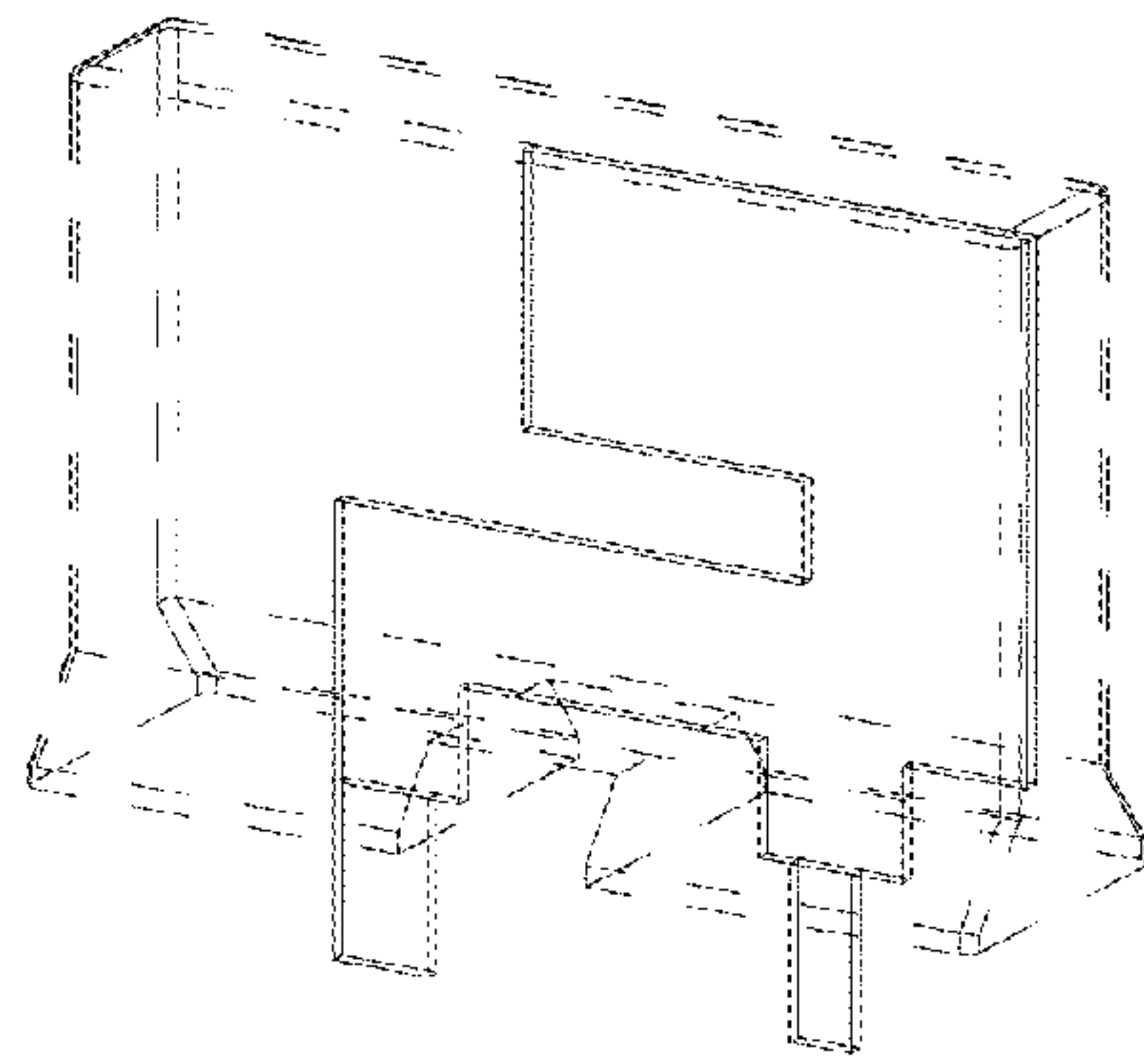


FIG. 5

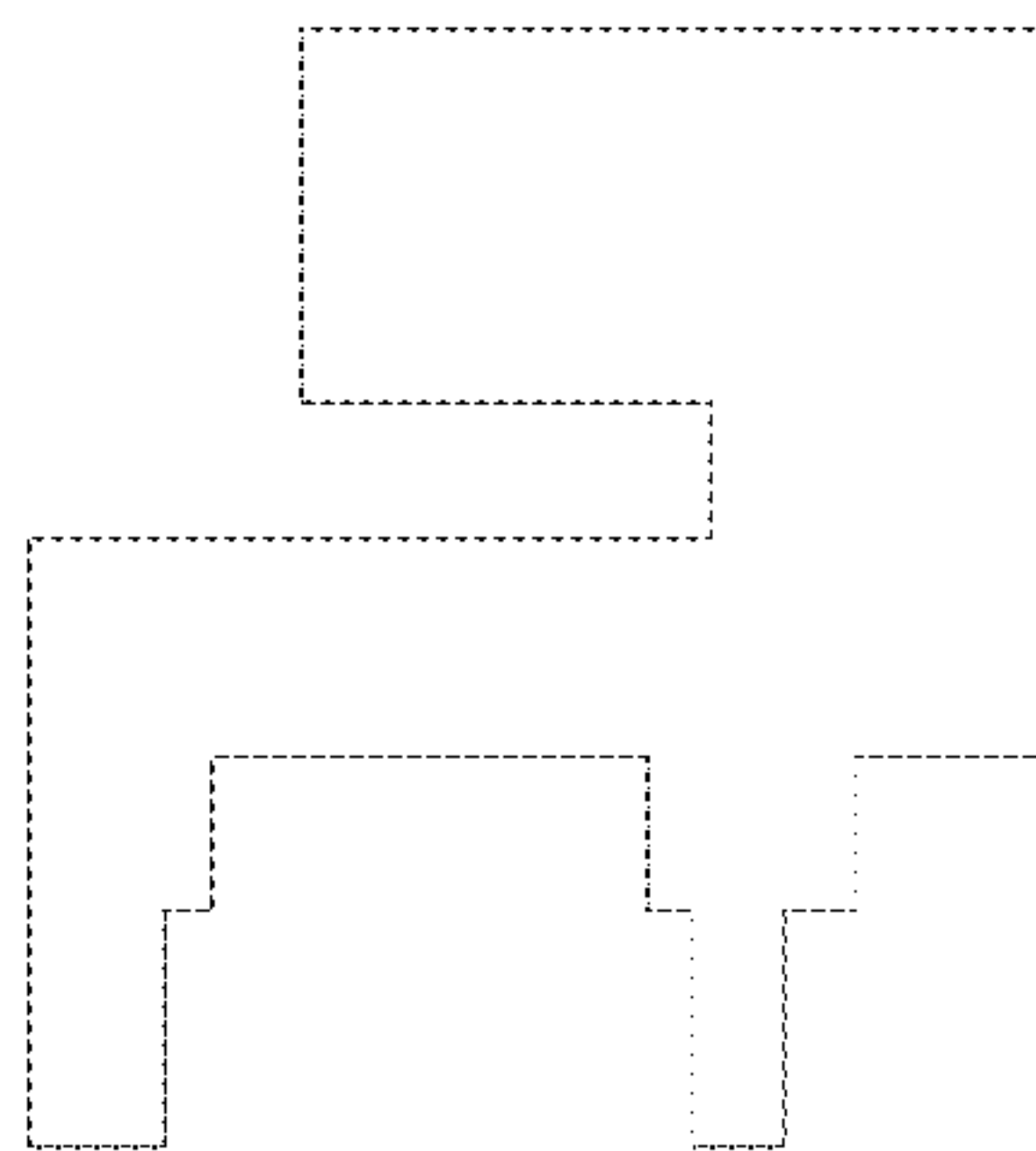


FIG. 6

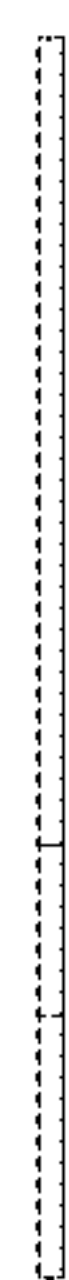


FIG. 7




FIG. 8