



US00D766876S

(12) **United States Design Patent** (10) **Patent No.:** **US D766,876 S**
Honda (45) **Date of Patent:** **** Sep. 20, 2016**

(54) **SPEAKER**

(71) Applicant: **YAMAHA CORPORATION**, Shizuoka (JP)

(72) Inventor: **Takashi Honda**, Nagoya (JP)

(73) Assignee: **YAMAHA CORPORATION**, Shizuoka (JP)

(**) Term: **15 Years**

(21) Appl. No.: **29/538,720**

(22) Filed: **Sep. 8, 2015**

(30) **Foreign Application Priority Data**

Mar. 10, 2015 (JP) 2015-005146

(51) **LOC (10) Cl.** **14-03**

(52) **U.S. Cl.**
USPC **D14/214**

(58) **Field of Classification Search**
USPC D14/167, 168, 170-172, 188, 194-196, D14/204, 207, 209.1, 210-216, 219, 221, D14/222, 224, 239, 496; 181/143, 144, 147, 181/148, 150, 153, 157, 198, 199; 381/300-303, 306, 332, 333, 336, 345, 381/361-364, 386-388; 369/6-12
CPC ... B60R 11/0217; G06F 1/1688; G10K 9/22; G10K 11/004; H03F 1/327; H04M 1/03; H04M 1/035; H04N 5/642; H04N 21/4852; H04R 1/02; H04R 1/06; H04R 1/021; H04R 1/025; H04R 1/026; H04R 1/028; H04R 1/105; H04R 1/323; H04R 1/403; H04R 1/2803; H04R 1/2834; H04R 5/02; H04R 7/20; H04R 9/06; H04R 9/025; H04R 2201/021; H04R 2400/00; H04R 2400/07; H04R 2499/11; H04R 2499/13; H04R 2499/15; H04S 3/00; H04S 7/30
See application file for complete search history.

(56) **References Cited**

U.S. PATENT DOCUMENTS

D520,494 S *	5/2006	Aiba	D14/214
D526,309 S *	8/2006	Ozawa	D14/214
D535,942 S *	1/2007	Kim	D13/108
D555,633 S *	11/2007	Kim	D14/211
D562,801 S *	2/2008	Kim	D14/211
D589,929 S *	4/2009	Okamura	D14/172
D654,907 S *	2/2012	McManigal	D14/214
D655,274 S *	3/2012	McManigal	D14/214
D655,690 S *	3/2012	Yagi	D14/214
D692,858 S *	11/2013	Millora	D14/214
D711,852 S *	8/2014	Mackiewicz	D14/214
D715,769 S *	10/2014	McManigal	D14/214

OTHER PUBLICATIONS

Color Drawings for Speaker (JP 2015-005146).
Office Action dated Jul. 3, 2015 issued by Japanese Intellectual Property Office in counterpart Japanese Application No. 2015-005146.

* cited by examiner

Primary Examiner — Keli L Hill

(74) *Attorney, Agent, or Firm* — Sughrue Mion, PLLC

(57) **CLAIM**

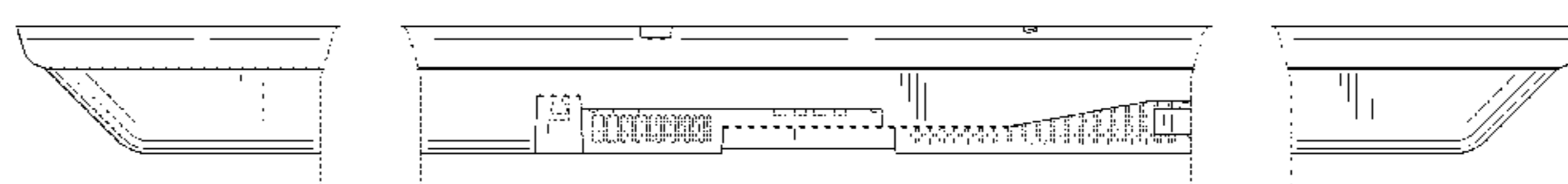
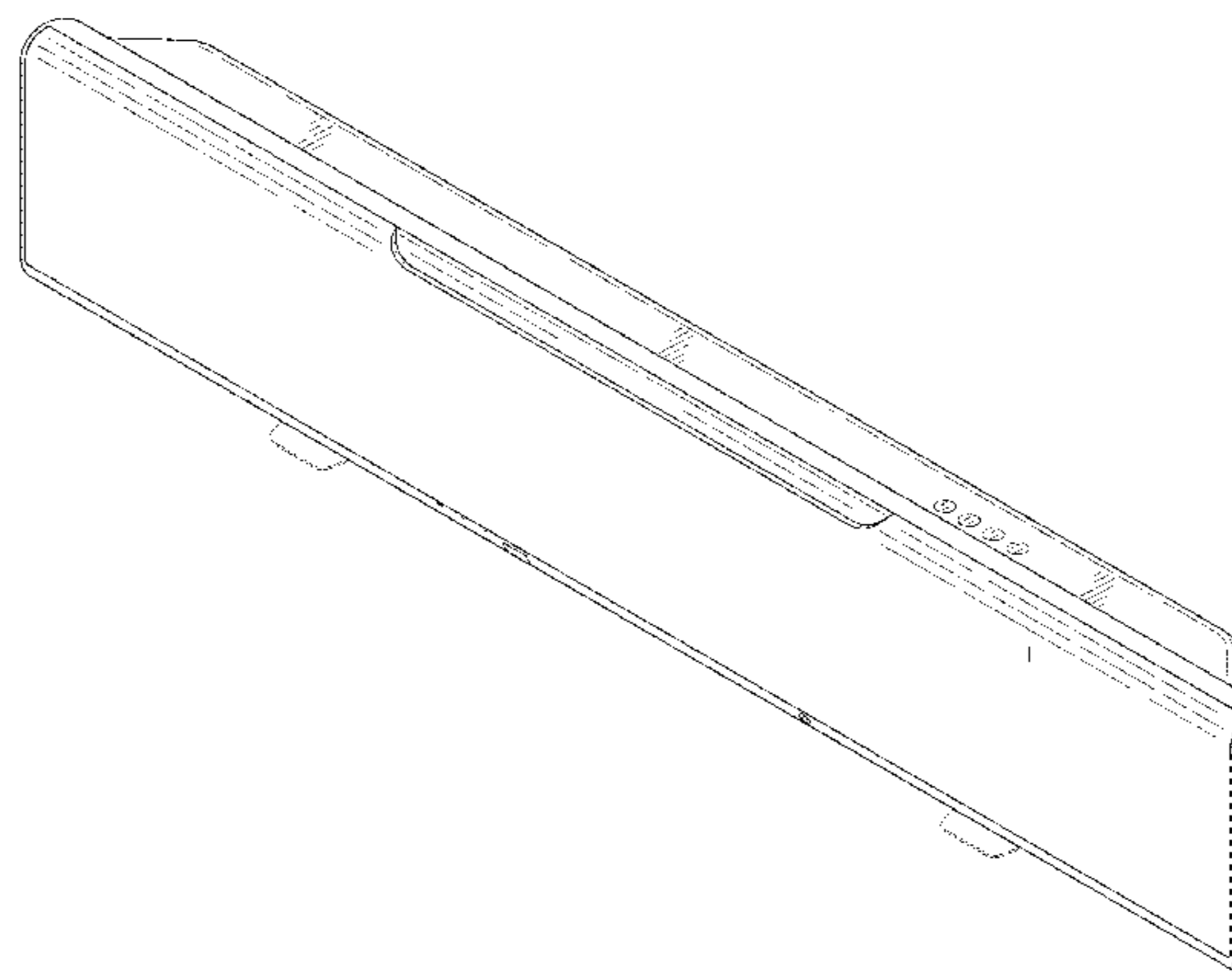
The ornamental design for a speaker, as shown and described.

DESCRIPTION

FIG. 1 is a perspective view of the front, top and right side of a speaker showing my new design;
FIG. 2 is a front view thereof;
FIG. 3 is a rear view thereof;
FIG. 4 is a left side view thereof;
FIG. 5 is a right side view thereof;
FIG. 6 is a top plan view thereof; and,
FIG. 7 is a bottom view thereof.

The broken line showing of the speaker is included for the purpose of illustrating portions of the speaker and forms no part of the claimed design.

1 Claim, 3 Drawing Sheets



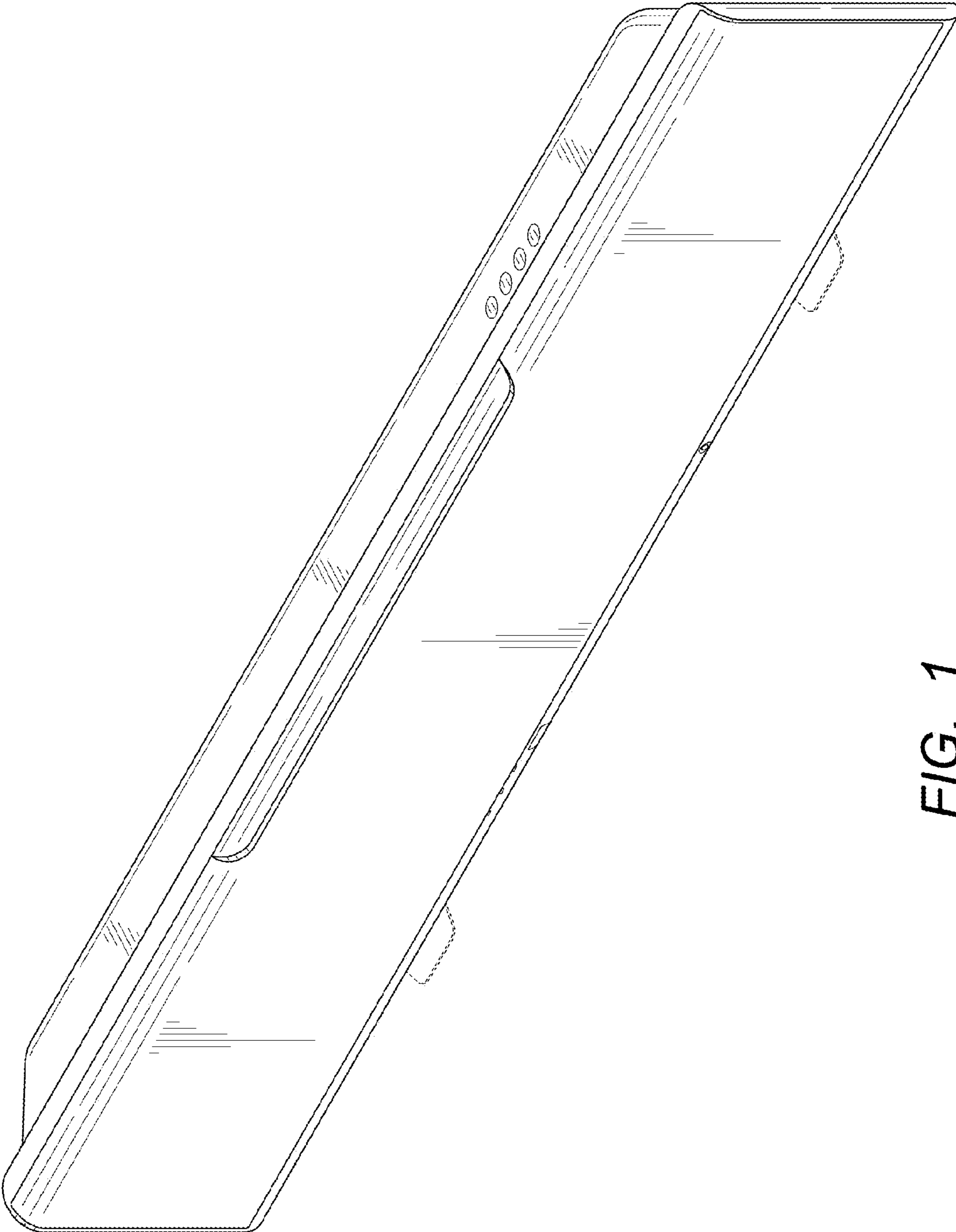


FIG. 1

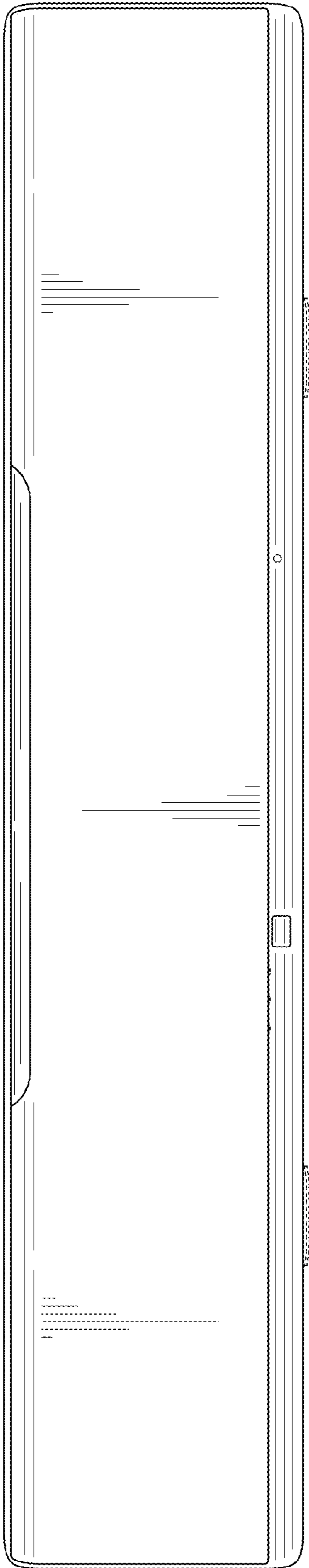


FIG. 2




FIG. 3

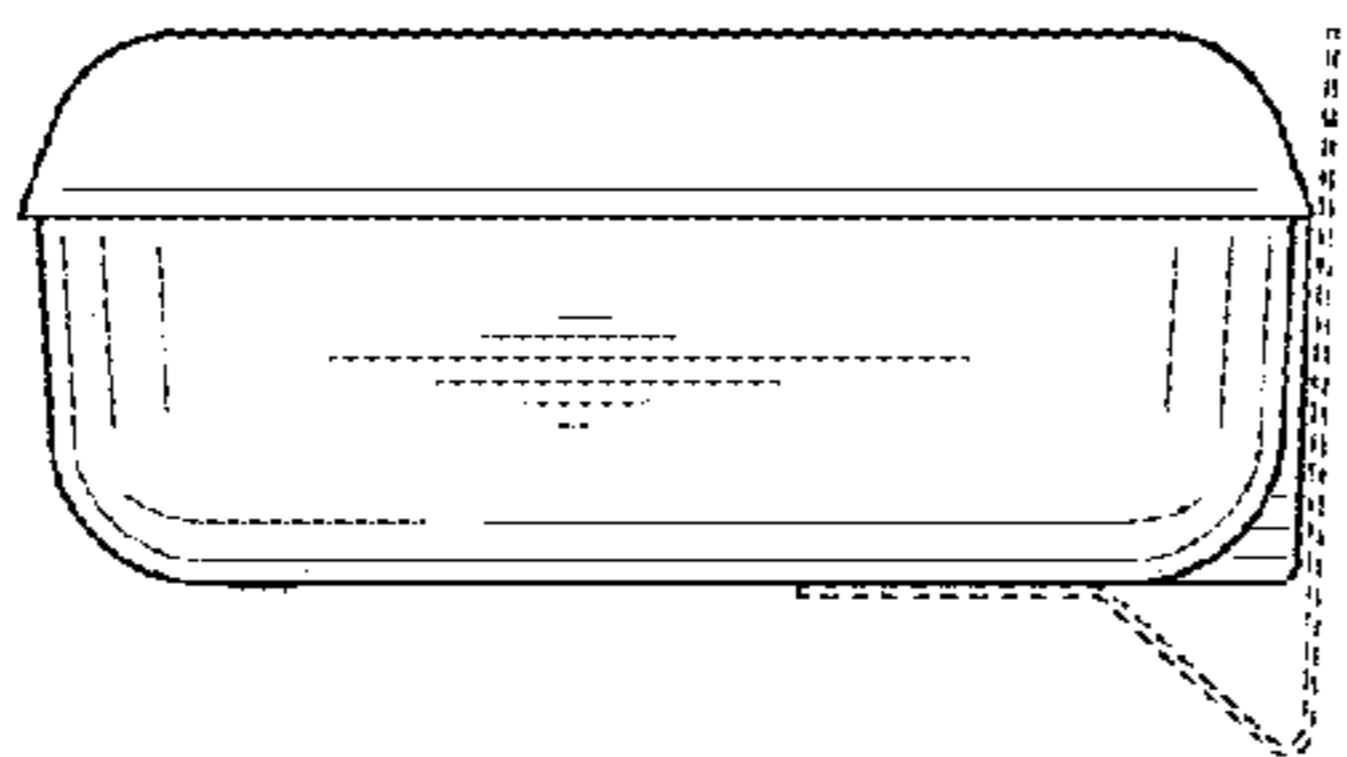


FIG. 4

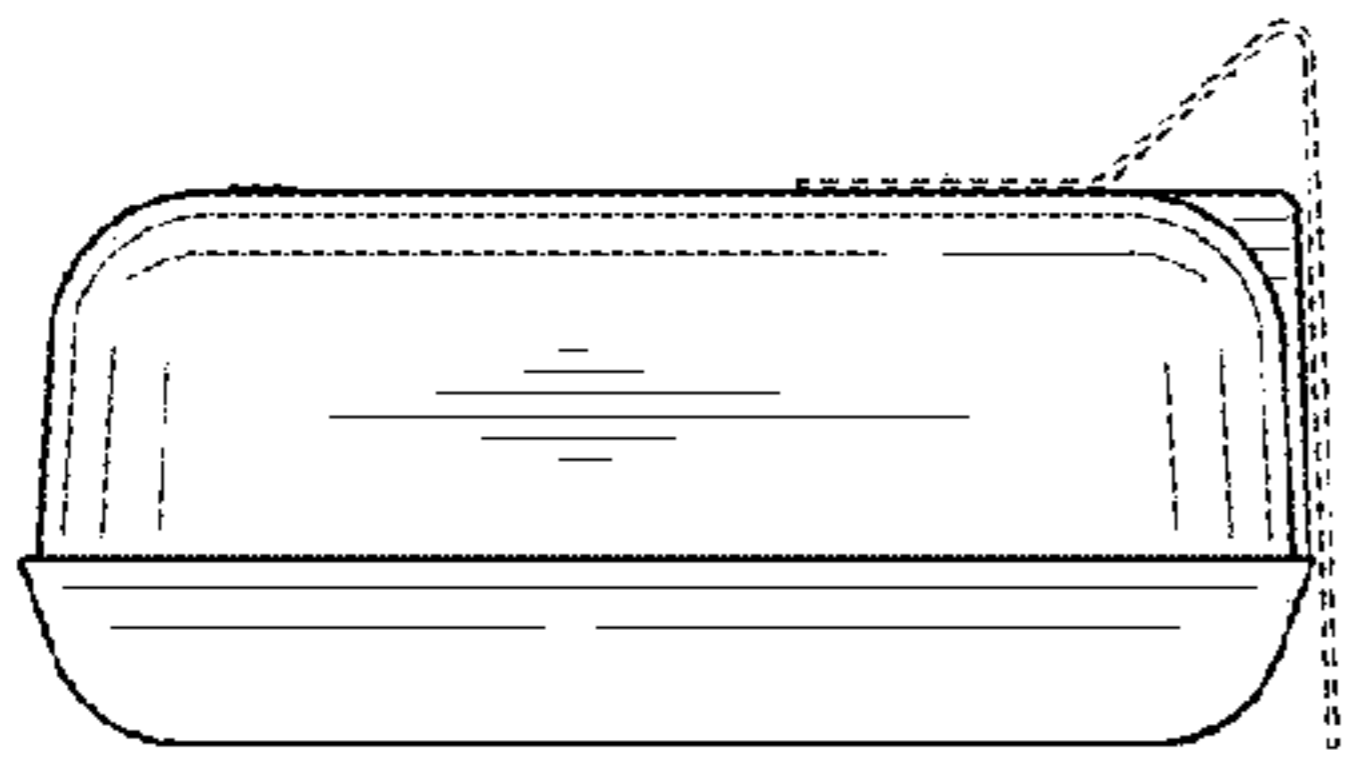


FIG. 5

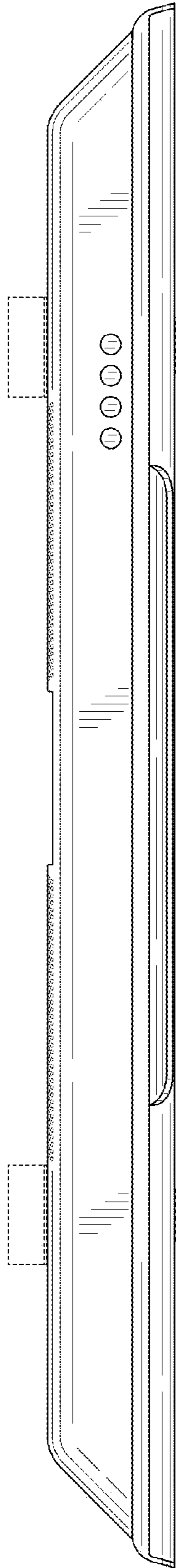


FIG. 6

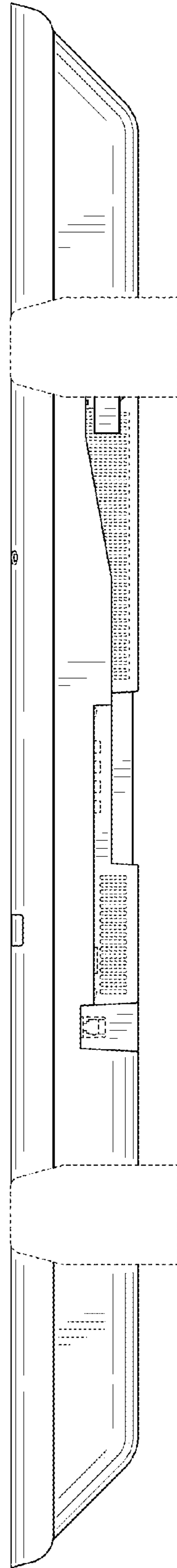


FIG. 7