



US00D766869S

(12) **United States Design Patent**
Lee et al.

(10) **Patent No.:** **US D766,869 S**

(45) **Date of Patent:** **** Sep. 20, 2016**

(54) **WIRELESS HEADSET**

(71) Applicant: **LG ELECTRONICS INC.**, Seoul (KR)

(72) Inventors: **Kunwoo Lee**, Seoul (KR); **Jaeyoung Kim**, Seoul (KR)

(73) Assignee: **LG Electronics Inc.**, Seoul (KR)

(**) Term: **15 Years**

(21) Appl. No.: **29/531,149**

(22) Filed: **Jun. 23, 2015**

(30) **Foreign Application Priority Data**

Dec. 24, 2014 (KR) 30-2014-0063170

(51) **LOC (10) Cl.** **14-01**

(52) **U.S. Cl.**
USPC **D14/205**

(58) **Field of Classification Search**
USPC D14/205, 188, 192; D29/112; 2/209;
181/129, 130, 135; 379/430, 431;
381/74, 380, 381, 374, 351, 378, 384,
381/183, 379
CPC H04R 5/0335; H04R 5/033; H04R 25/00;
H04R 1/10; H04R 1/1066
See application file for complete search history.

(56) **References Cited**

U.S. PATENT DOCUMENTS

- 2,891,116 A * 6/1959 Nichols H04R 25/602
381/323
- D337,587 S * 7/1993 Nakayama D14/205
- D351,598 S * 10/1994 Nakamura D14/205
- D371,558 S * 7/1996 Yoshizawa D14/205
- 6,010,216 A * 1/2000 Jesiek H04B 1/385
351/158
- 6,233,345 B1 * 5/2001 Urwyler H04R 1/1033
351/123
- D457,515 S * 5/2002 Masamitsu D14/192
- D458,244 S * 6/2002 Masuda D14/192
- D458,245 S * 6/2002 Masuda D14/192

- D504,177 S * 4/2005 Erfan D14/205
- 7,010,139 B1 * 3/2006 Smeehuyzen H04R 1/10
381/376
- D557,685 S * 12/2007 Lee D14/205
- D559,831 S * 1/2008 Lee D14/205
- D575,268 S * 8/2008 Christopher D14/205
- D576,149 S * 9/2008 Malik D14/205
- D579,442 S * 10/2008 Kim D14/205
- D593,067 S * 5/2009 Millora D14/205
- D593,538 S * 6/2009 Chon D14/205
- D594,442 S * 6/2009 Chon D14/205
- D599,777 S * 9/2009 Yuyama D14/205
- D604,269 S * 11/2009 Choe D14/205
- D617,308 S * 6/2010 Nousiainen D14/205
- D623,627 S * 9/2010 Alden D14/205
- D633,471 S * 3/2011 Sugiyama D14/205

(Continued)

Primary Examiner — Paula Greene

(74) *Attorney, Agent, or Firm* — Birch, Stewart, Kolasch & Birch, LLP

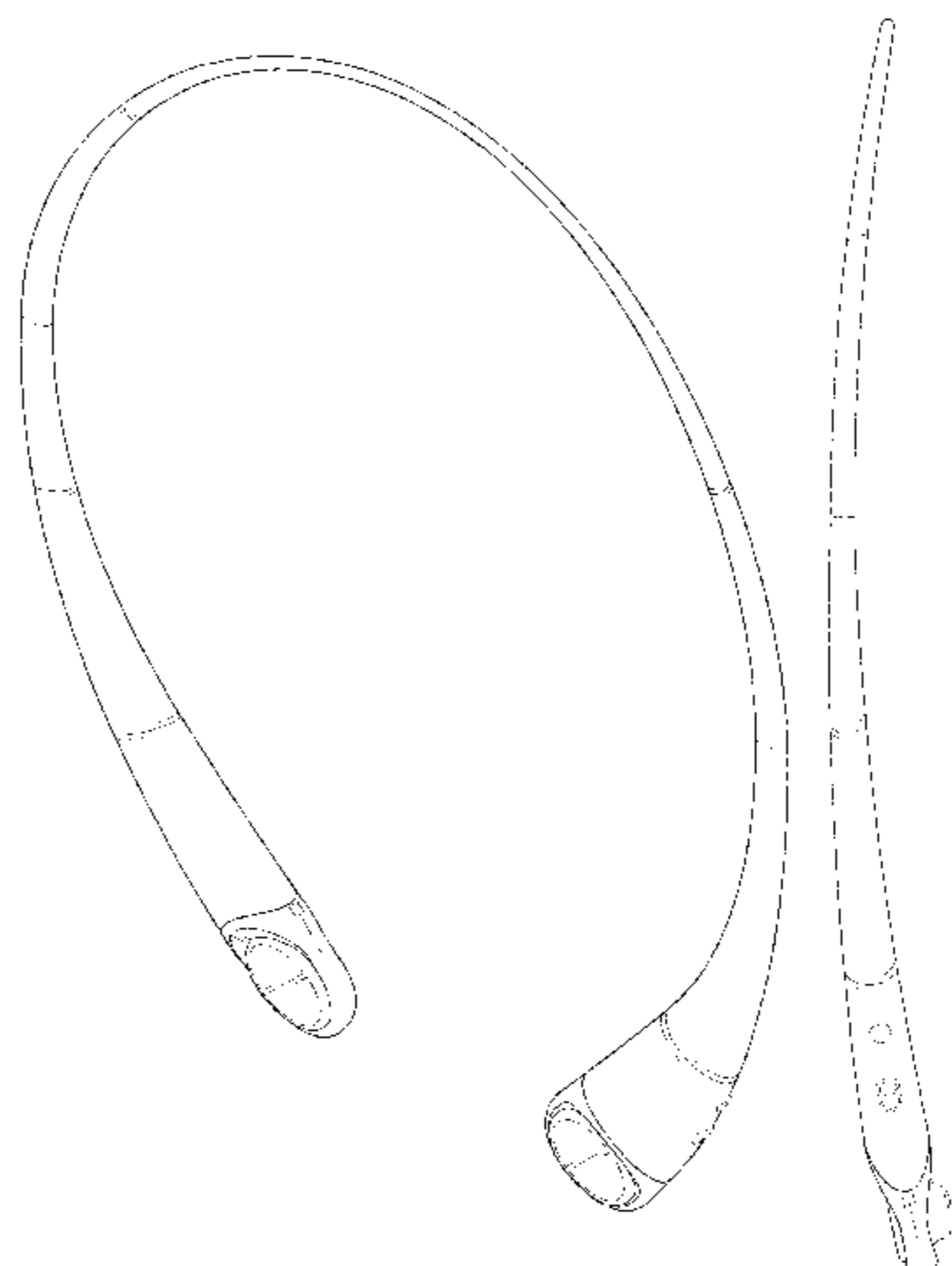
(57) **CLAIM**

The ornamental design for wireless headset, as shown and described.

DESCRIPTION

FIG. 1 is a perspective view of a wireless headset showing our new design;
 FIG. 2 is a front view thereof;
 FIG. 3 is a rear view thereof;
 FIG. 4 is a left side view thereof;
 FIG. 5 is a right side view thereof;
 FIG. 6 is a top plan view thereof;
 FIG. 7 is a bottom plan view thereof;
 FIG. 8 is a reference view thereof showing that the head part of the earphone can be detached;
 FIG. 9 is a reference view thereof showing that the earphone part can be detached; and,
 FIG. 10 is a reference view thereof showing an example of the usage of the subject design in which the earphone part has been detached.
 The broken lines depict portions of the wireless headset that form no part of the claimed design.

1 Claim, 9 Drawing Sheets



(56)

References Cited

U.S. PATENT DOCUMENTS

D645,444 S * 9/2011 Quek D14/205
 D653,234 S * 1/2012 Lee D14/205
 D663,714 S * 7/2012 Kang D14/205
 D669,881 S * 10/2012 Clements D14/205
 D678,858 S * 3/2013 Feng D14/205
 D695,264 S * 12/2013 Chee D14/205
 D707,199 S * 6/2014 Cephress D14/205
 8,804,992 B2 * 8/2014 Bailey H04R 1/105
 343/718
 8,863,875 B2 * 10/2014 Kawahira F01P 11/10
 180/68.1
 D716,759 S * 11/2014 Ha D14/205

D721,673 S * 1/2015 Park D14/205
 D723,510 S * 3/2015 Ishikura D14/205
 D730,867 S * 6/2015 Park D14/205
 D731,999 S * 6/2015 Cephress D14/205
 D732,510 S * 6/2015 Masters D14/223
 D736,740 S * 8/2015 Hwang D14/205
 D743,933 S * 11/2015 Park D14/205
 D756,958 S * 5/2016 Lee D14/205
 D756,959 S * 5/2016 Lee D14/205
 2001/0010727 A1 * 8/2001 Urwyler H04R 1/1033
 381/384
 2011/0170702 A1 * 7/2011 Bays H04R 5/0335
 381/74
 2013/0329983 A1 * 12/2013 Kinoshita G06K 7/1404
 382/139

* cited by examiner

FIG. 1

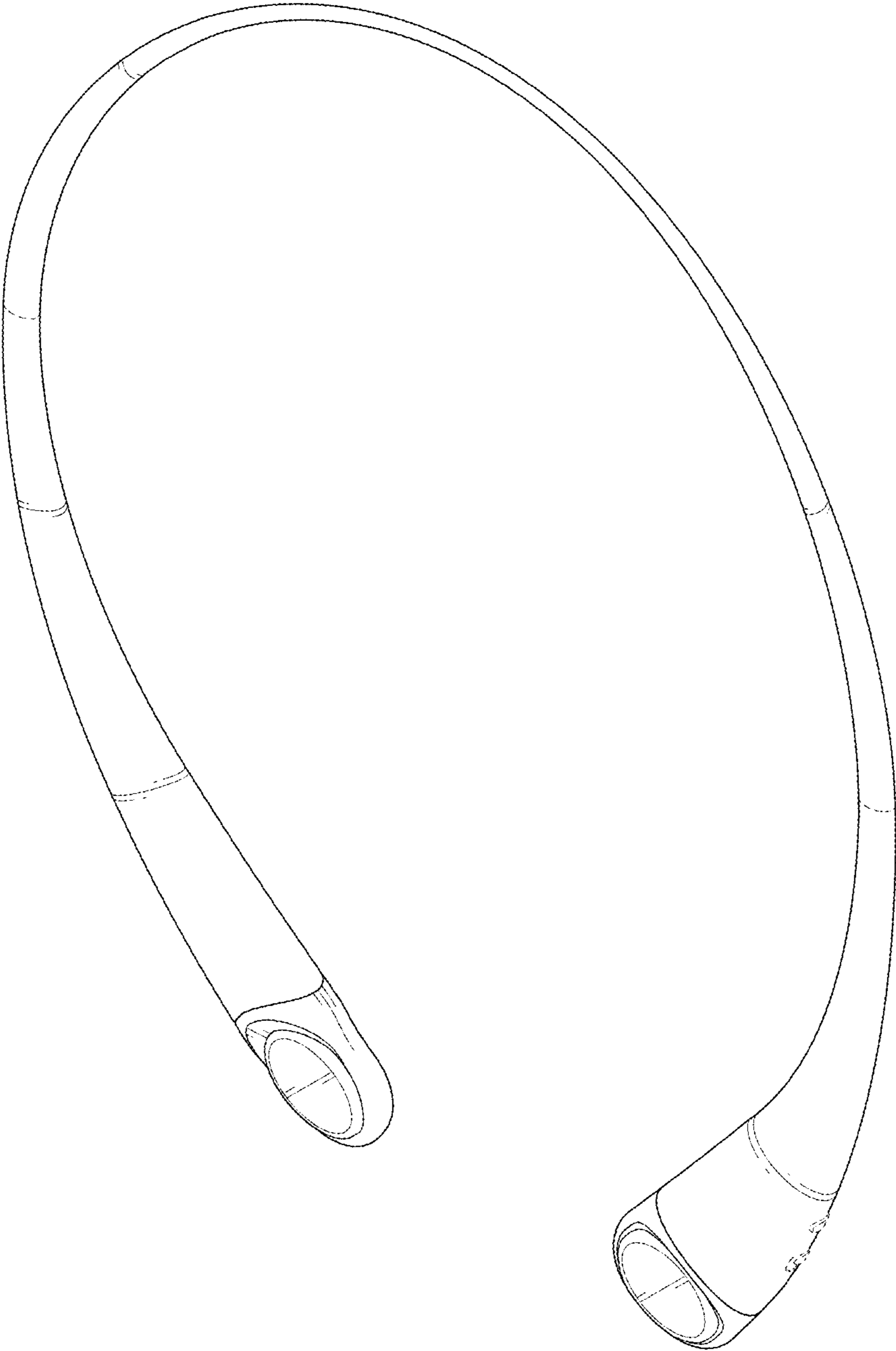


FIG. 2

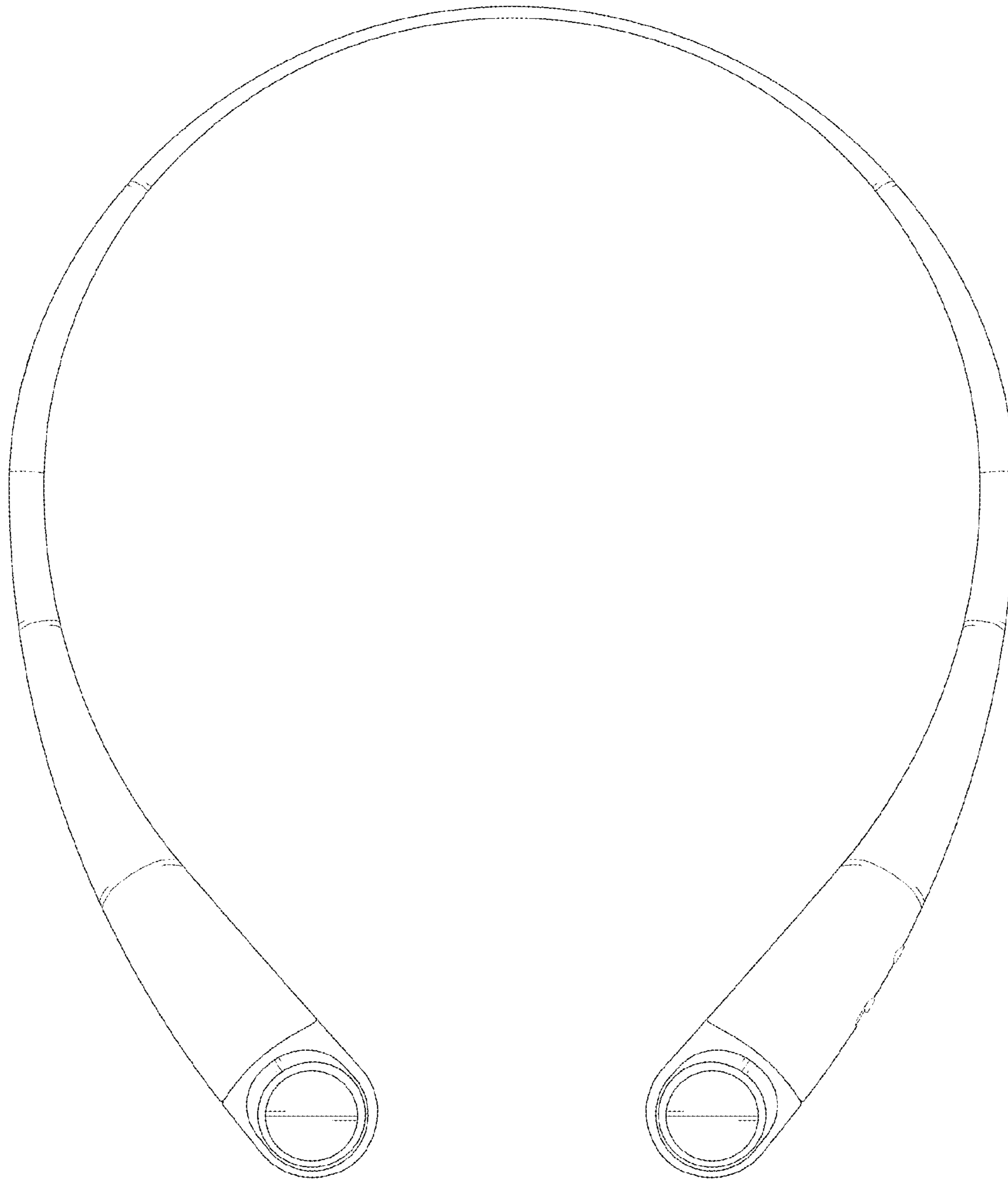


FIG. 3

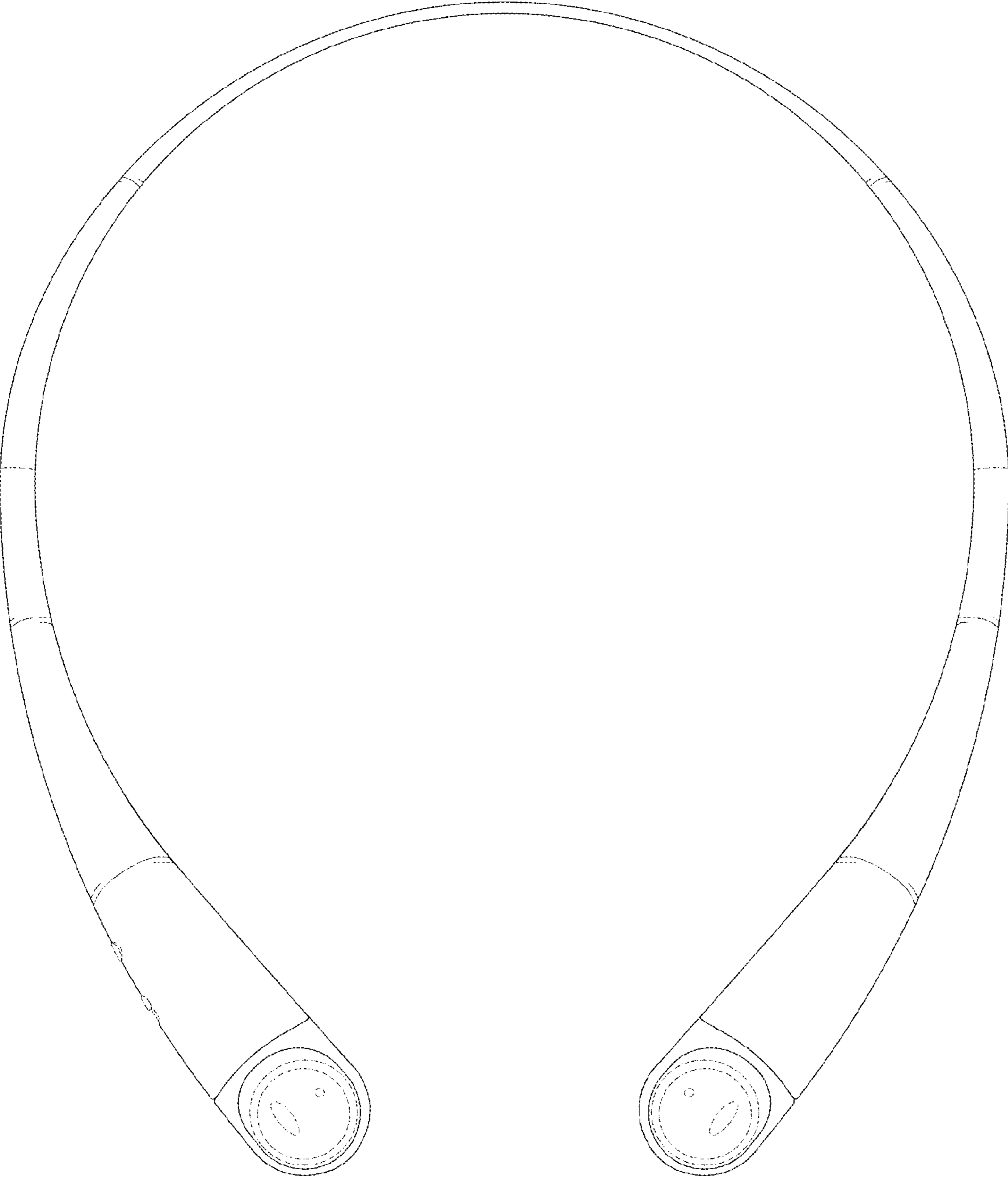


FIG. 4




FIG. 5




FIG. 6

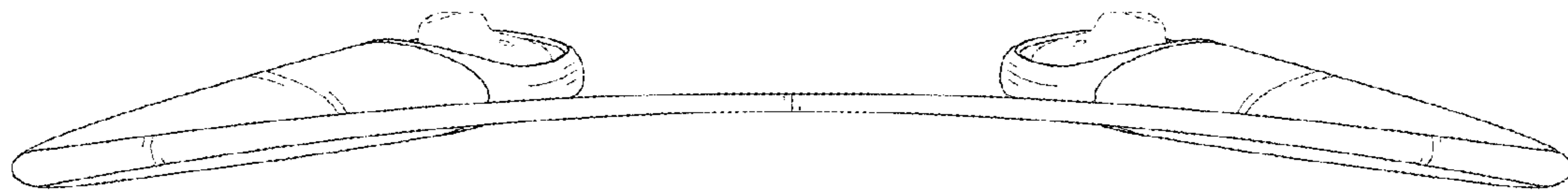


FIG. 7

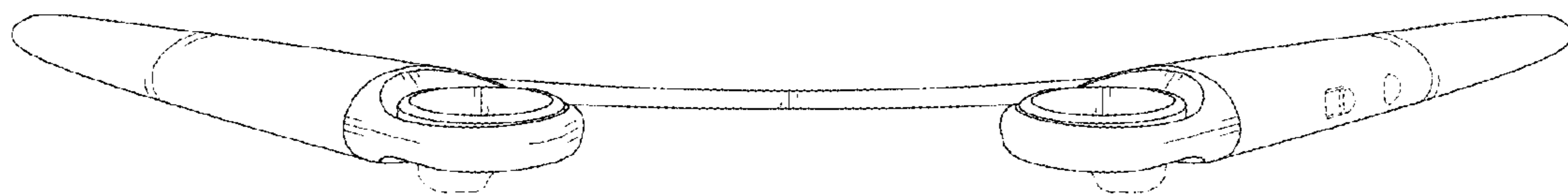


FIG. 8

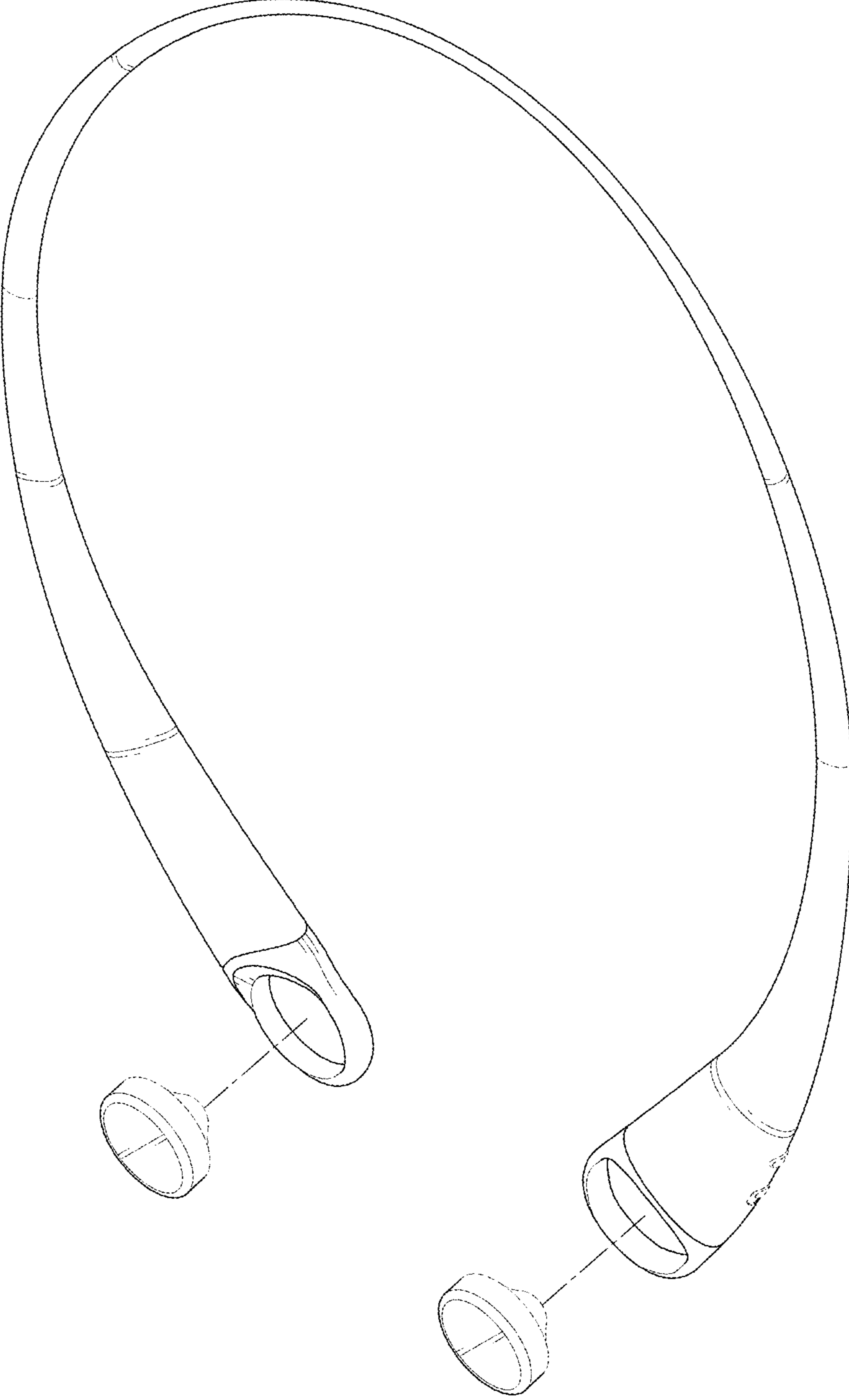


FIG. 9

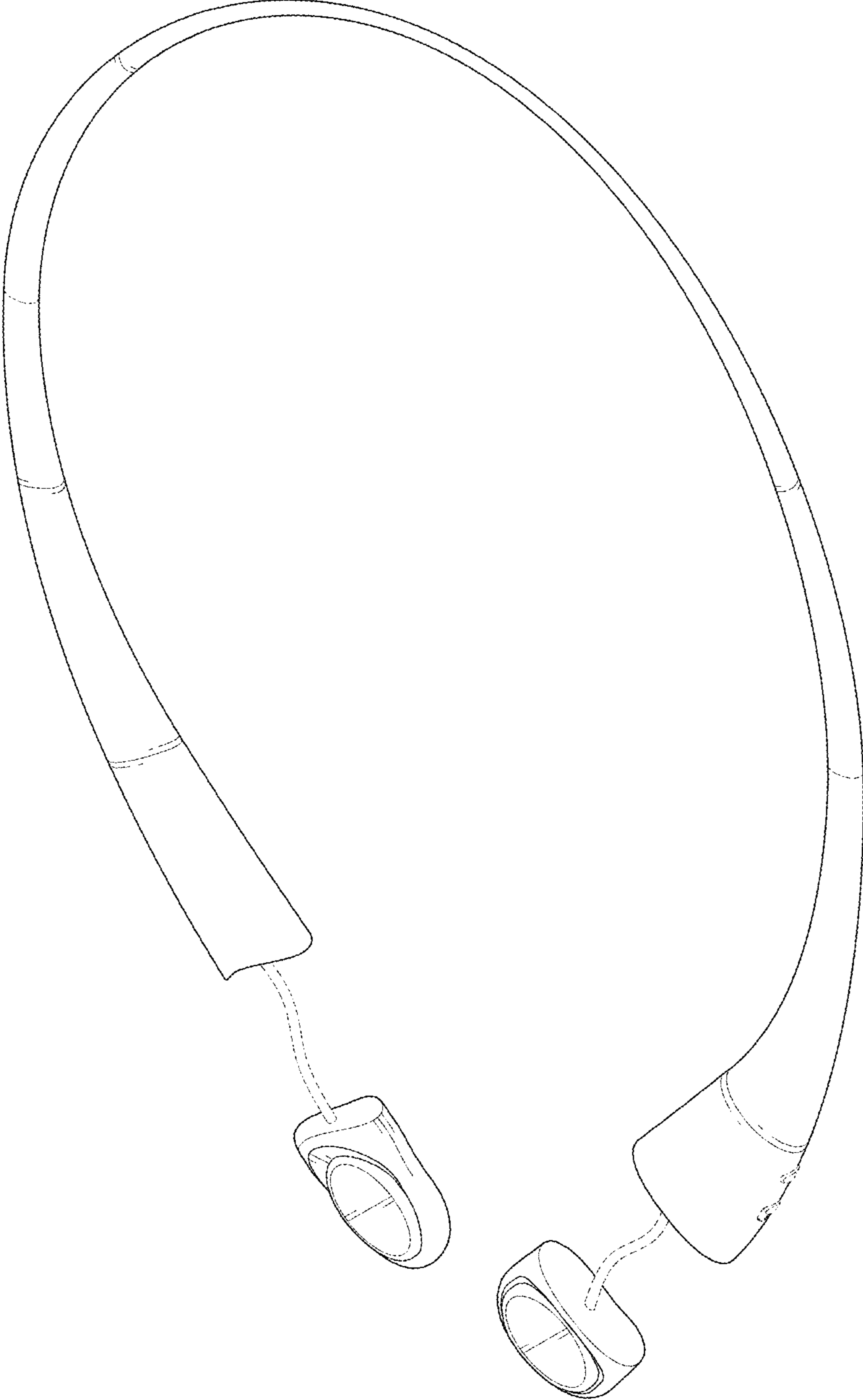


FIG. 10

